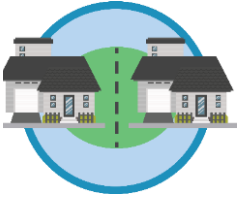


# January 2022 Monthly Highlights



1 Pre-Application Meetings for Land Development Applications and Building Permits



20 Land Development Applications Received<sup>1</sup>

2 Residential Lots Approved (Net)



59 Total Building Permits Issued (Single Detached Dwellings)<sup>2</sup>

19 Secondary Suite Permits Issued



0 Multi-Family Units Approved by Building Permit

0 Building Permits Issued (Multi-Family)

0 Estimated Total New Floor Area (ft<sup>2</sup>)



9 Commercial and Industrial Building Permits Issued

0 Estimated Total New Floor Area (ft<sup>2</sup>)<sup>3</sup>



\$ 14,360,064 Construction Value of Building Permits Issued

\$ 28,745 Land Development Application Fees Collected

\$ 193,107 Building, Sign, Highway Use, and Plumbing Permits Fees Collected



1,974 Emails/Calls Answered (Application Centre)



875 Building Inspections Completed

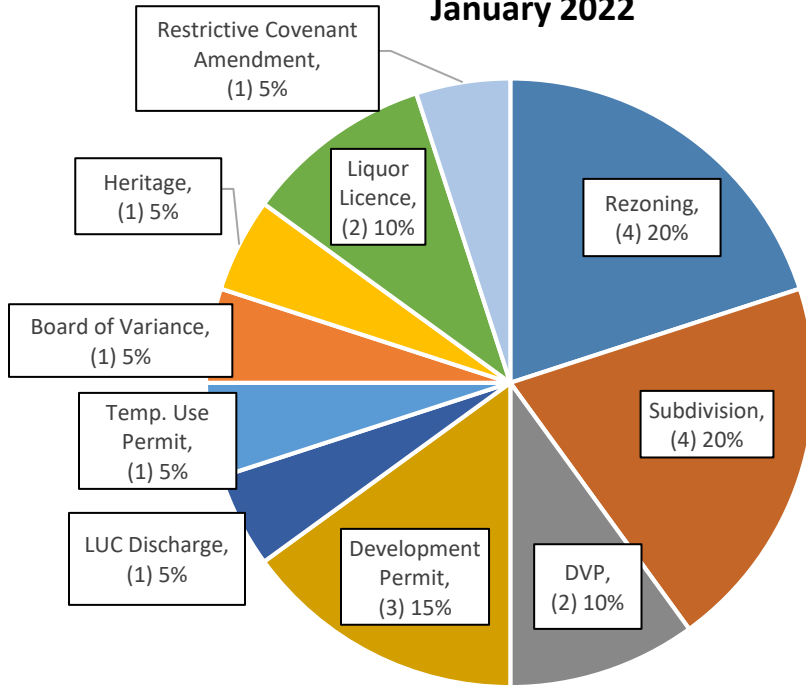
<sup>1</sup> Includes Regional Growth Strategy, Official Community Plan Amendment, Rezoning, Development Variance Permit, Development Permit, Temporary Use Permit, Heritage, Restrictive Covenant, Subdivision, and Board of Variance.

<sup>2</sup> Building Permits issued includes new, renovations, accessory and demolitions for single detached dwellings category.

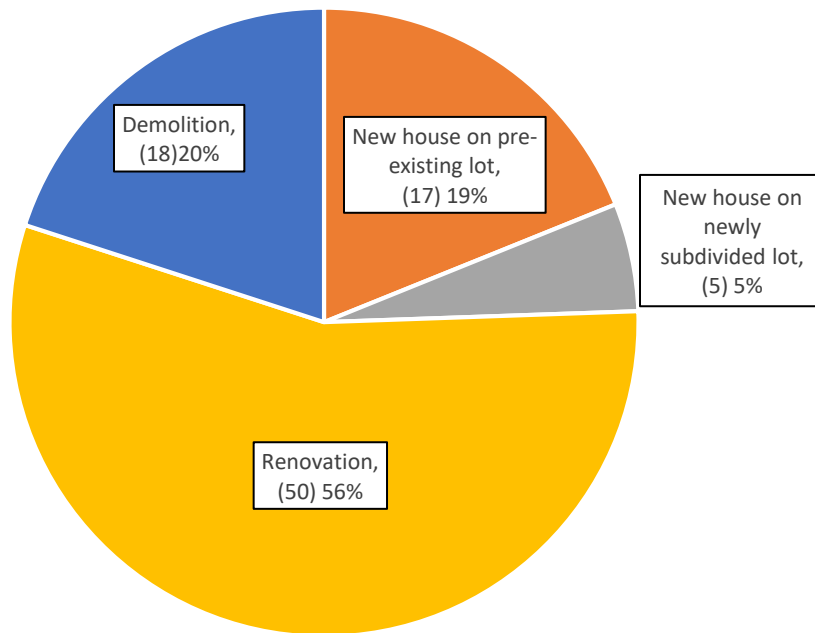
<sup>3</sup> Building Permits were issued for renovations and interior improvements, no new floor area was added.

# January 2022 Monthly Highlights

## Land Development Applications Received January 2022

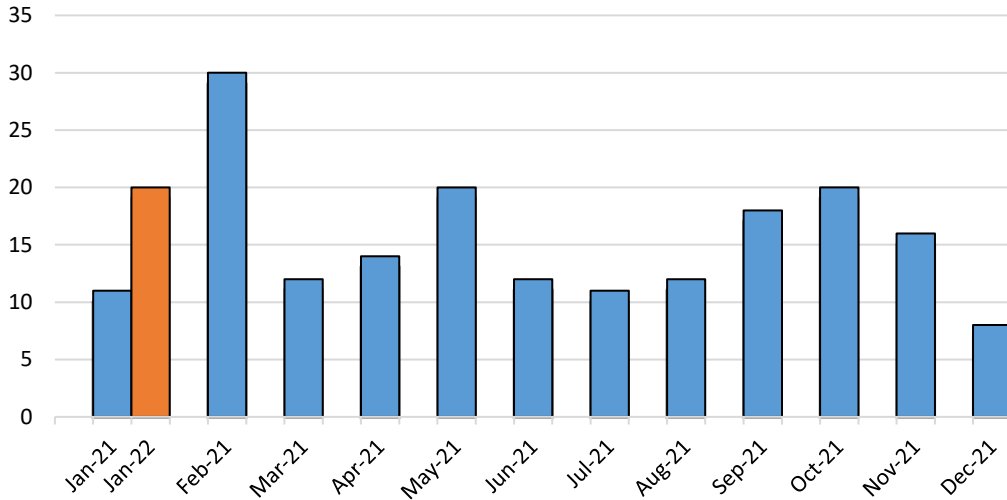


## Building Permit Applications Received January 2022 Single Detached Dwellings

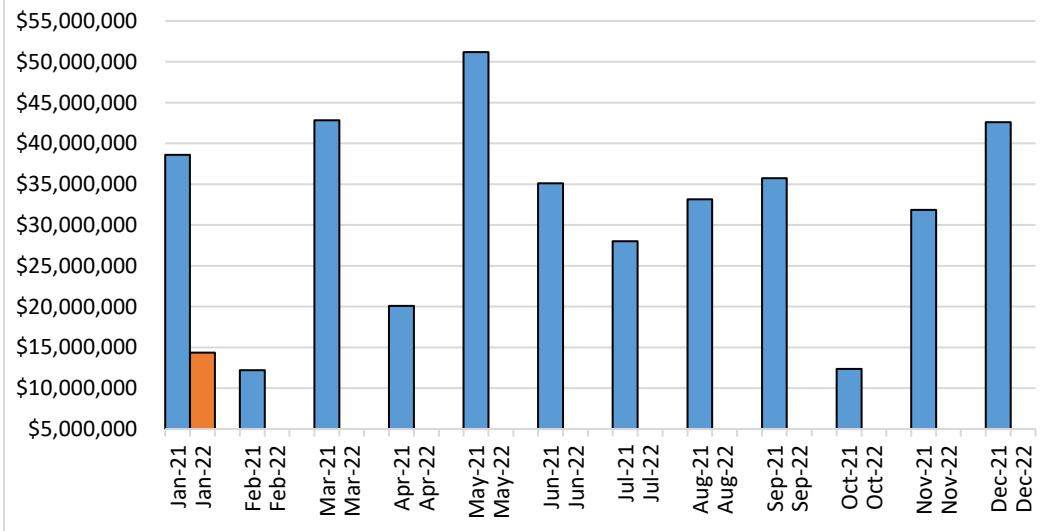


# January 2022 Monthly Highlights

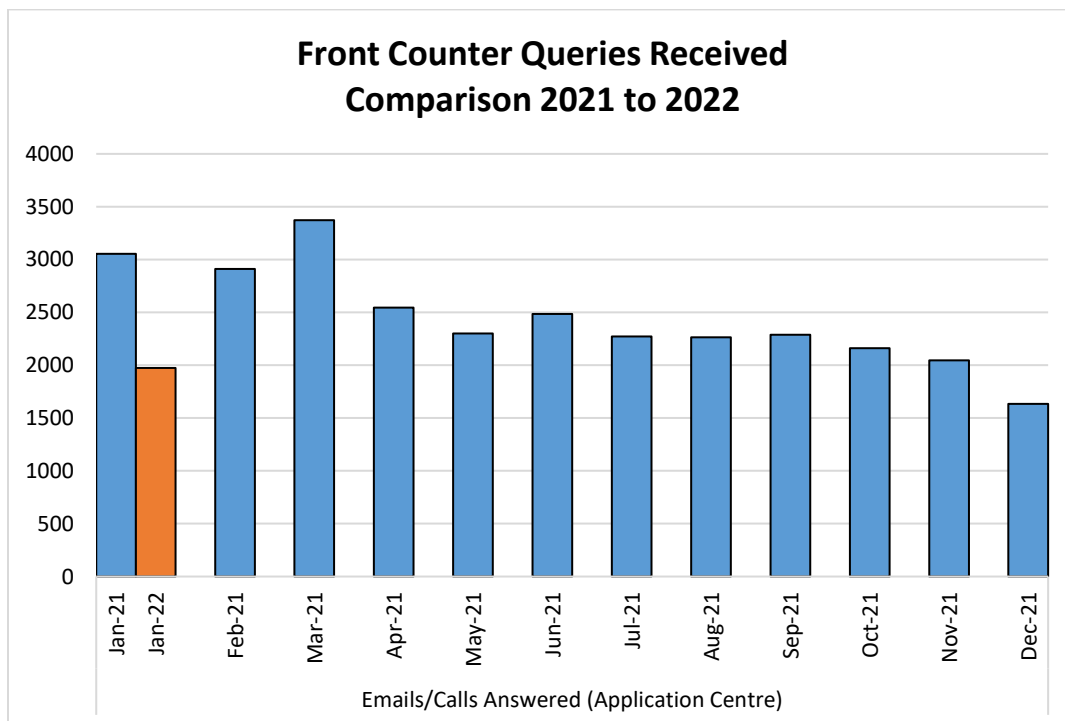
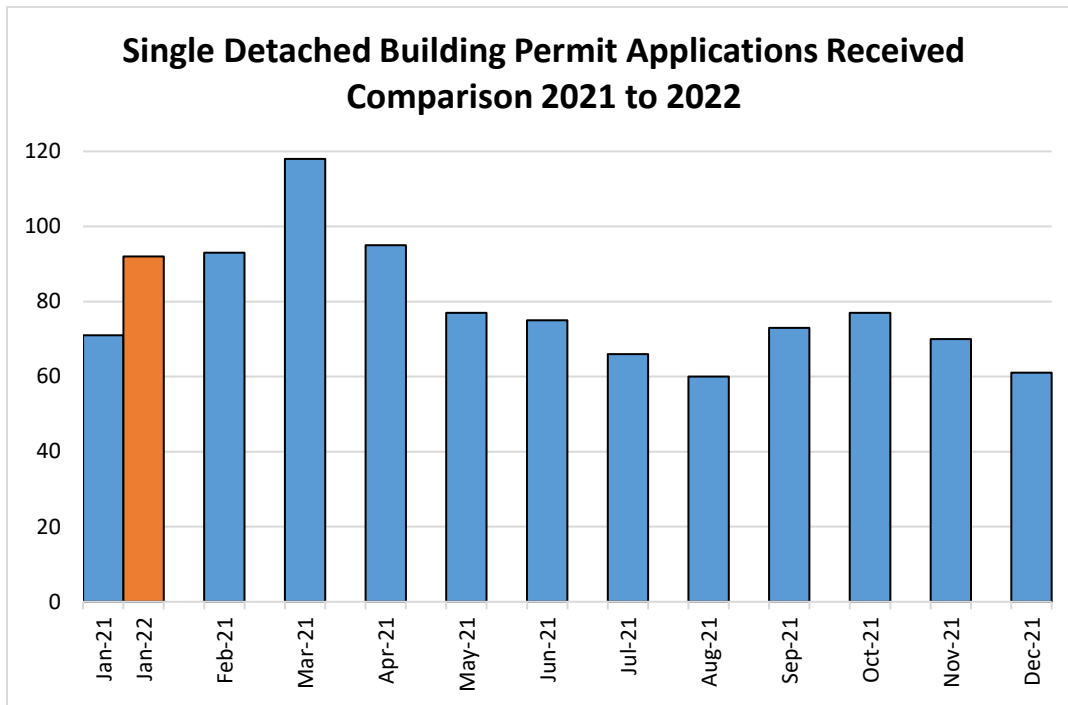
**Land Development Applications Received  
Comparison 2021 to 2022**



**Total Construction Value of Building Permits Issued  
Comparison 2021 to 2022**



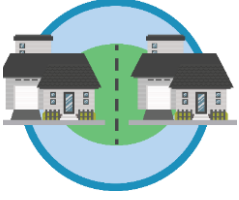
# January 2022 Monthly Highlights



# February 2022 Monthly Highlights



2 Pre-Application Meetings for Land Development Applications and Building Permits



24 Land Development Applications Received<sup>1</sup>

1 Residential Lot Approved (Net)



65 Total Building Permits Issued (Single Detached Dwellings)<sup>2</sup>

13 Secondary Suite Permits Issued



0 Multi-Family Units Approved by Building Permit

0 Building Permits Issued (Multi-Family)

0 Estimated Total New Floor Area (ft<sup>2</sup>)



9 Commercial and Industrial Building Permits Issued

2,583 Estimated Total New Floor Area (ft<sup>2</sup>)



\$ 17,084,600 Construction Value of Building Permits Issued

\$ 34,460 Land Development Application Fees Collected

\$ 211,253 Building, Sign, Highway Use, and Plumbing Permits Fees Collected



2,088 Emails/Calls Answered (Application Centre)



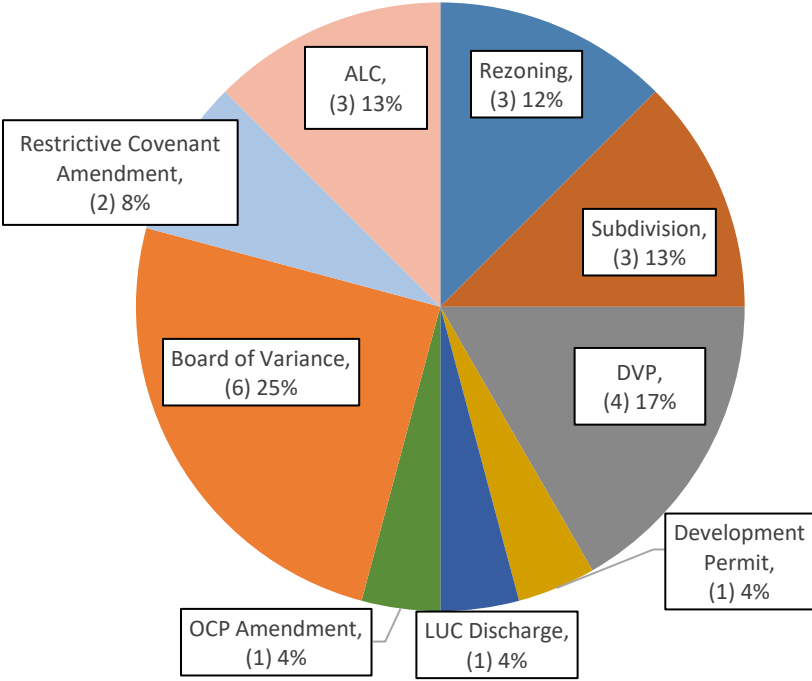
969 Building Inspections Completed

<sup>1</sup> Includes Regional Growth Strategy, Official Community Plan Amendment, Rezoning, Development Variance Permit, Development Permit, Temporary Use Permit, Heritage, Restrictive Covenant, Subdivision, and Board of Variance.

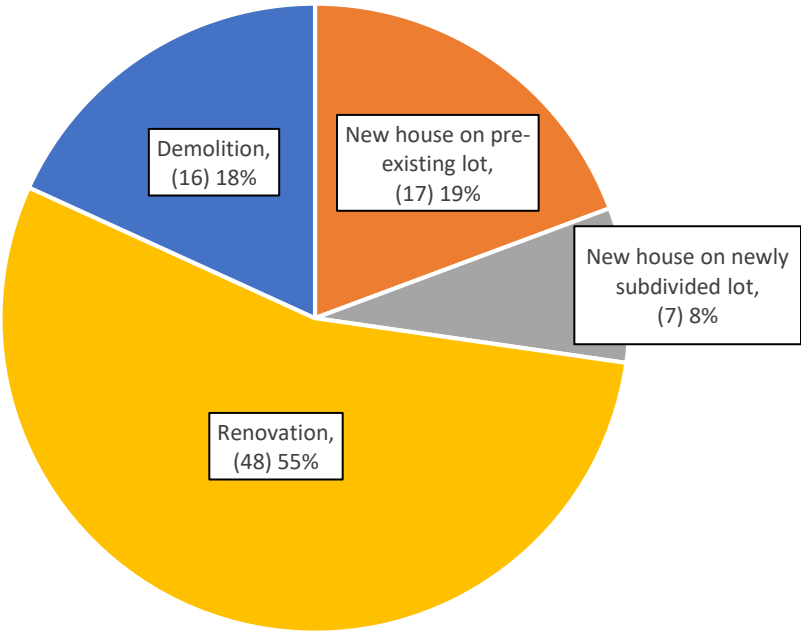
<sup>2</sup> Building Permits issued includes new, renovations, accessory and demolitions for single detached dwellings category.

# February 2022 Monthly Highlights

## Land Development Applications Received February 2022

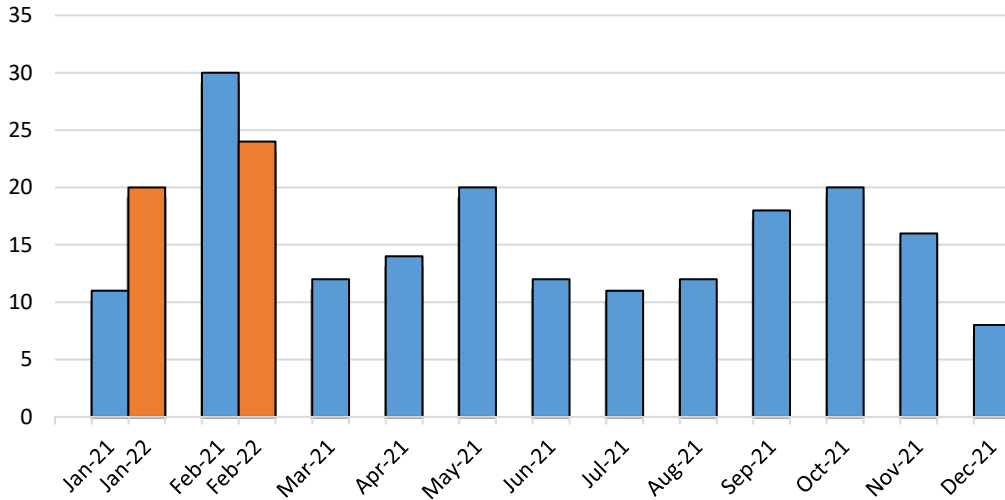


## Building Permit Applications Received February 2022 Single Detached Dwellings

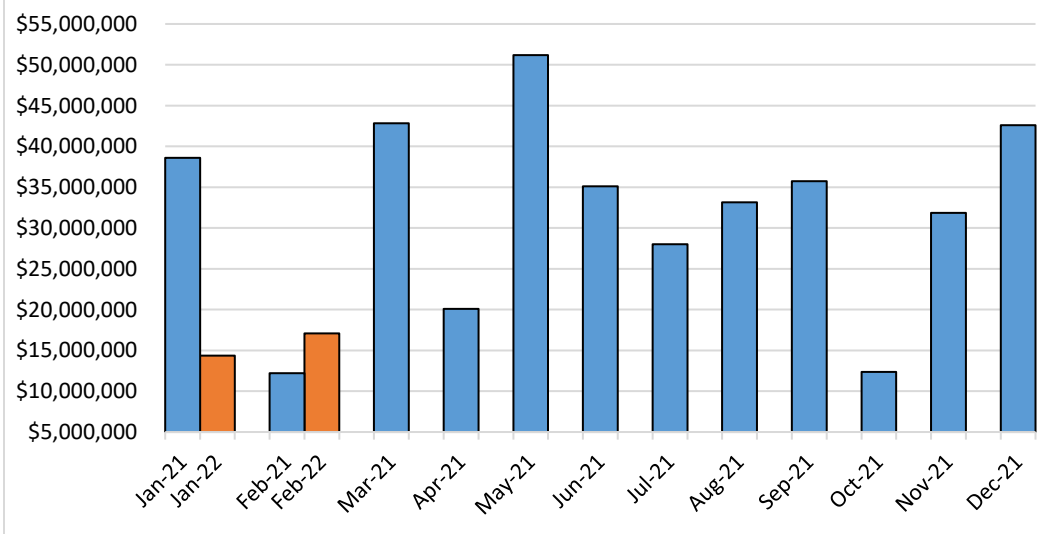


# February 2022 Monthly Highlights

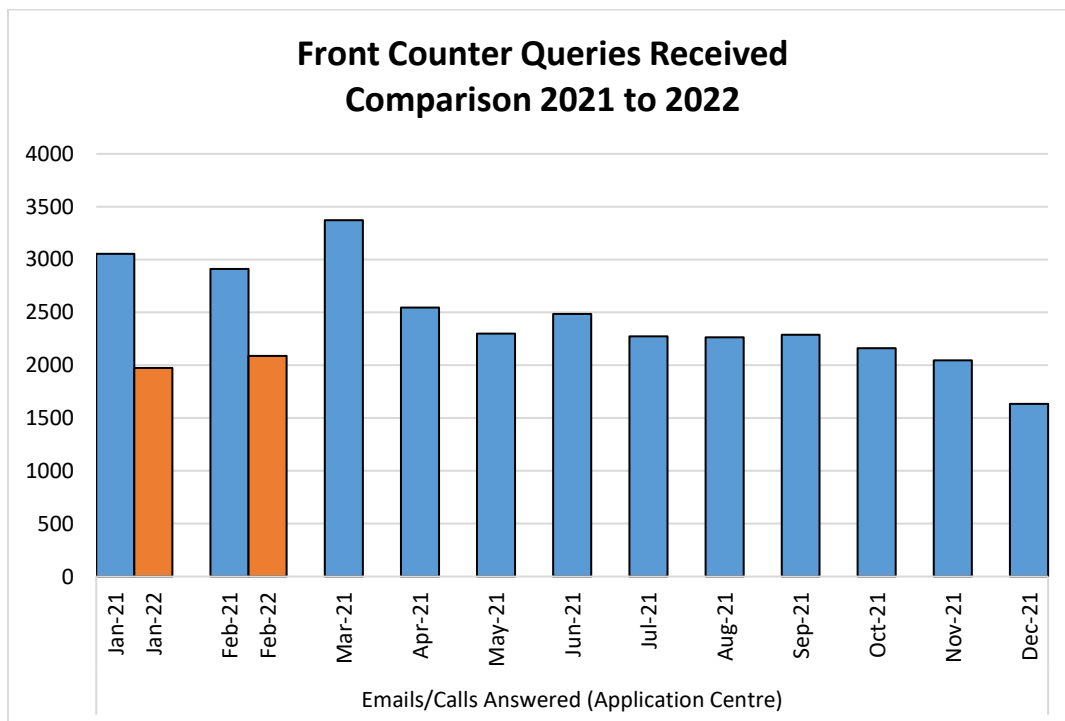
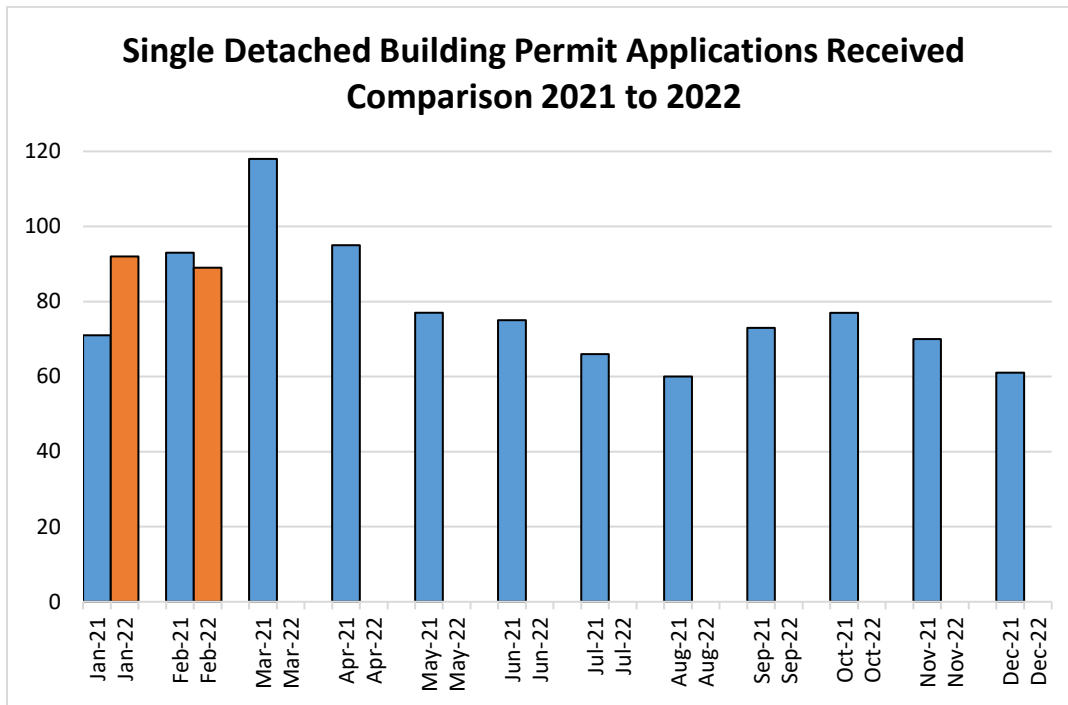
## Land Development Applications Received Comparison 2021 to 2022



## Total Construction Value of Building Permits Issued Comparison 2021 to 2022



# February 2022 Monthly Highlights

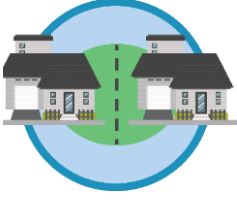




# March 2022 Monthly Highlights



0 Pre-Application Meetings for Land Development Applications and Building Permits



28 Land Development Applications Received<sup>1</sup>

1 Residential Lot Approved (Net)



86 Total Building Permits Issued (Single Detached Dwellings)<sup>2</sup>

14 Secondary Suite Permits Issued



0 Multi-Family Units Approved by Building Permit

0 Building Permits Issued (Multi-Family)

0 Estimated Total New Floor Area (ft<sup>2</sup>)



13 Commercial and Industrial Building Permits Issued

0 Estimated Total New Floor Area (ft<sup>2</sup>)<sup>3</sup>



\$ 33,710,260 Construction Value of Building Permits Issued

\$ 42,732 Land Development Application Fees Collected

\$ 382,598 Building, Sign, Highway Use, and Plumbing Permits Fees Collected



2,331 Emails/Calls Answered (Application Centre)



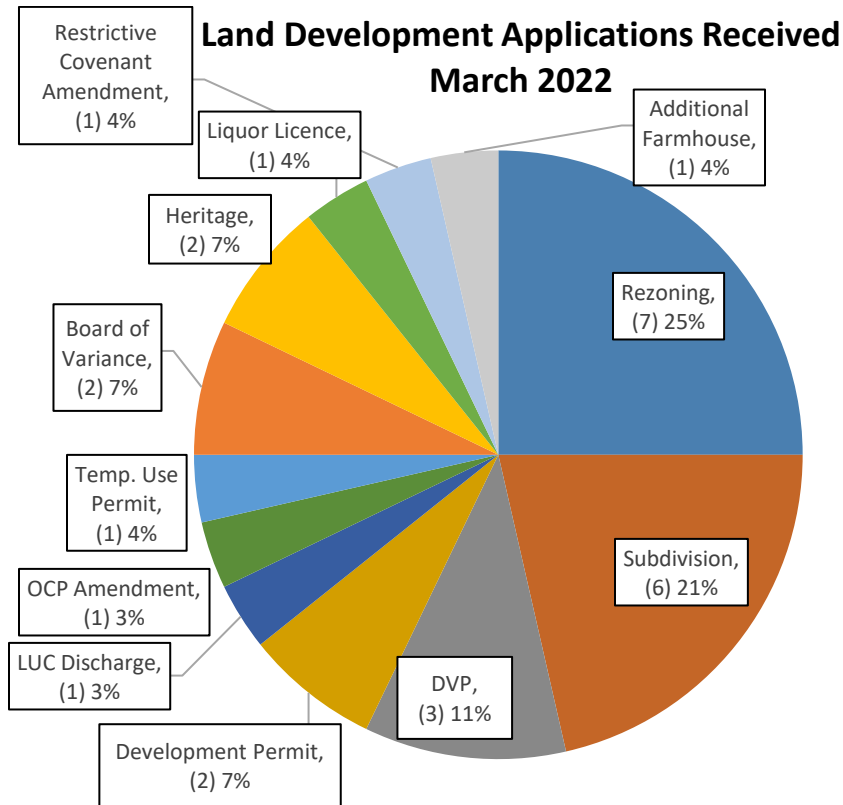
1,273 Building Inspections Completed

<sup>1</sup> Includes Regional Growth Strategy, Official Community Plan Amendment, Rezoning, Development Variance Permit, Development Permit, Temporary Use Permit, Heritage, Restrictive Covenant, Subdivision, and Board of Variance.

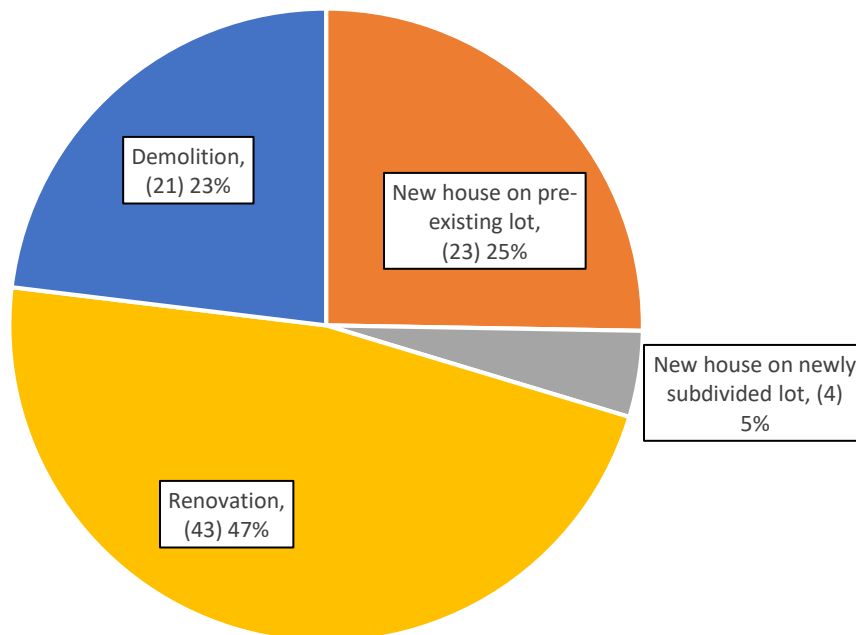
<sup>2</sup> Building Permits issued includes new, renovations, accessory and demolitions for single detached dwellings category.

<sup>3</sup> Building Permits were issued for renovations and interior improvements, no new floor area was added.

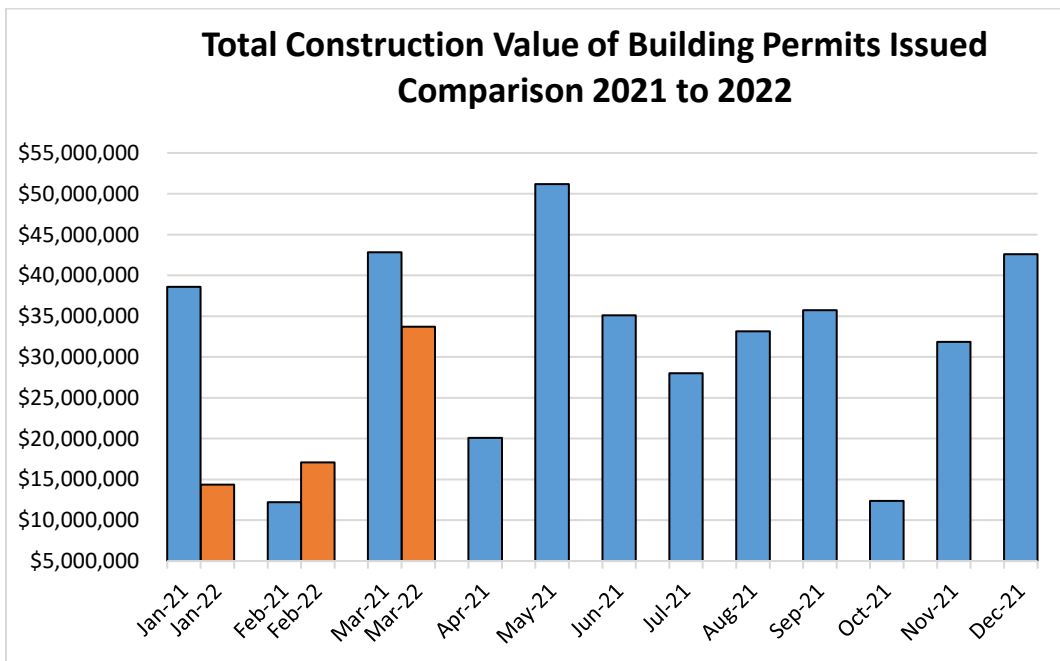
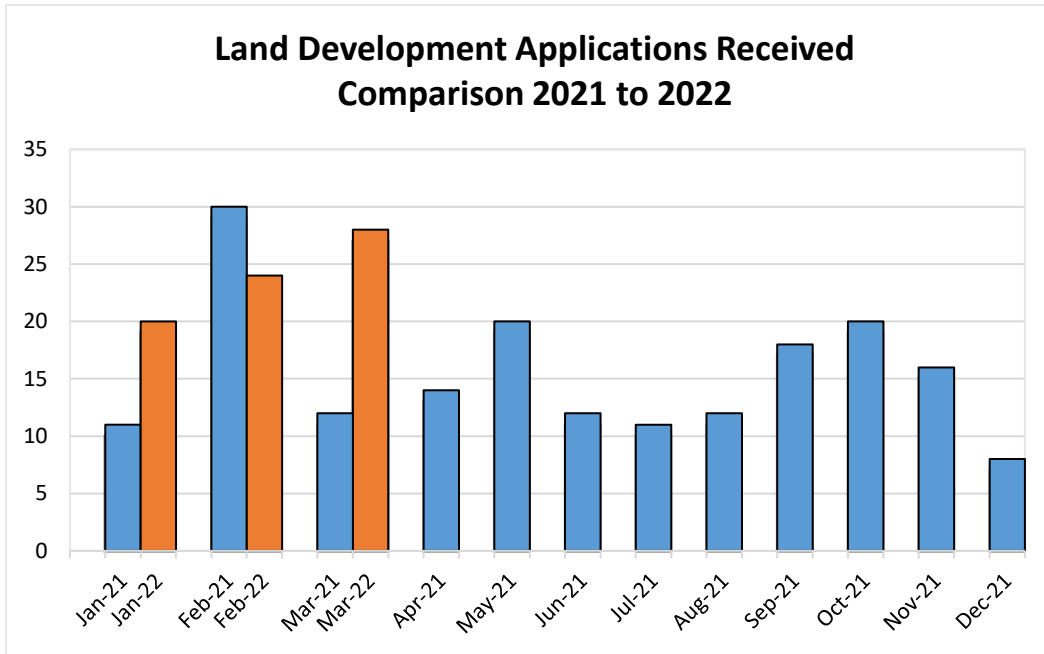
# March 2022 Monthly Highlights



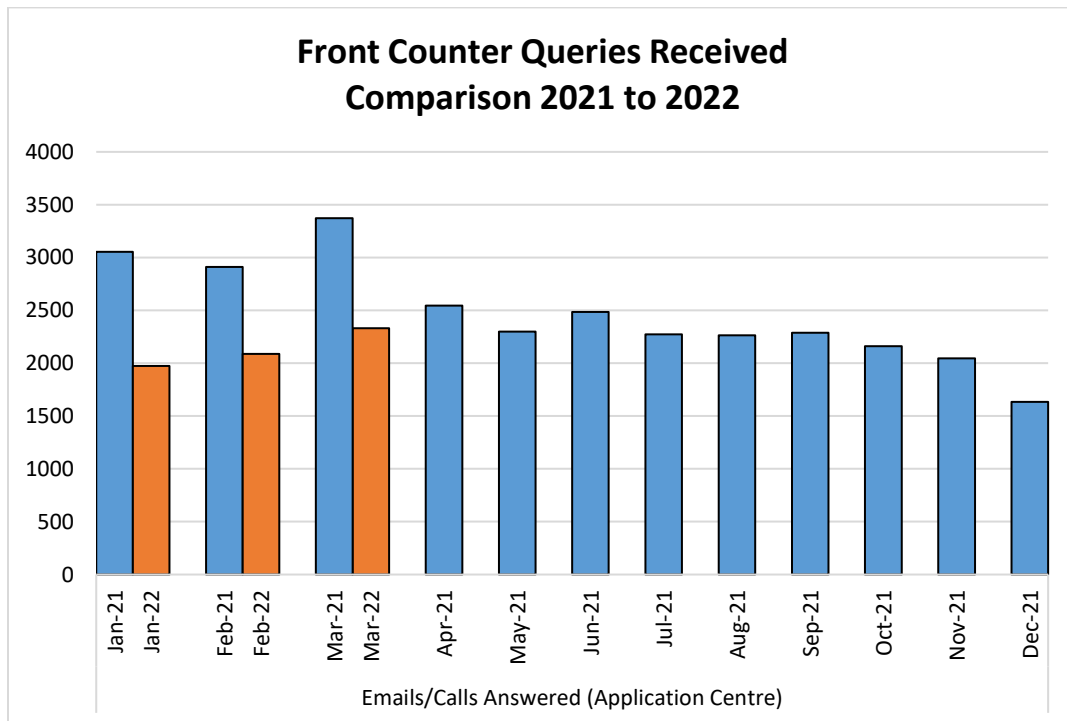
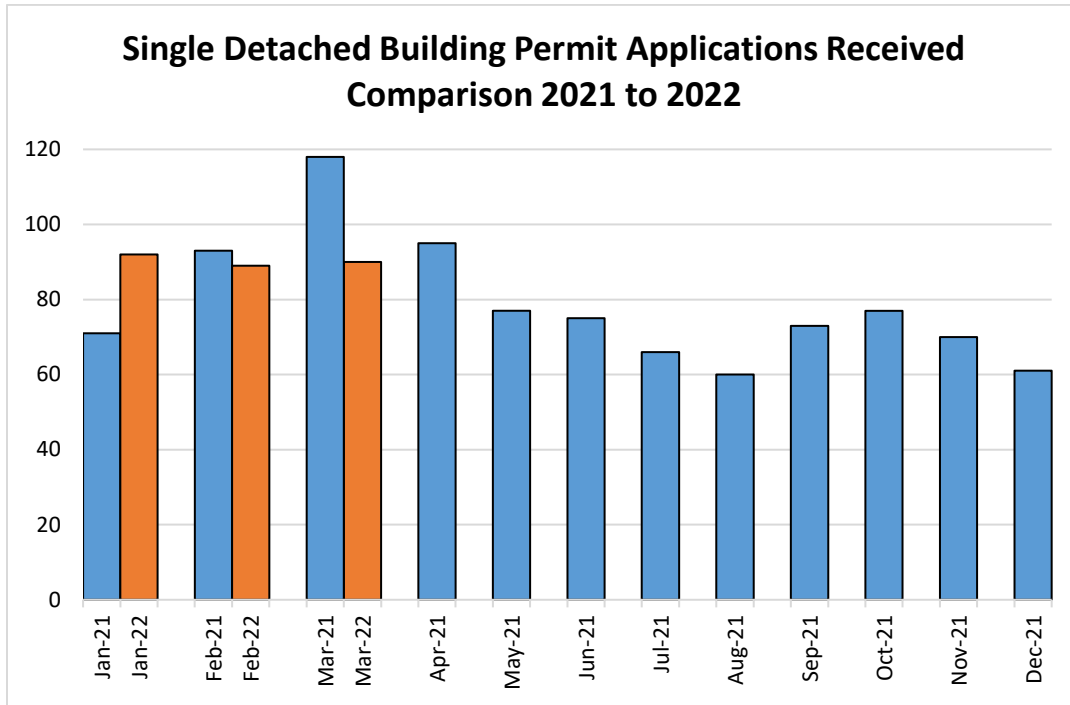
### Building Permit Applications Received March 2022 Single Detached Dwellings



# March 2022 Monthly Highlights



# March 2022 Monthly Highlights



# CP&D Monthly Highlights – April 2022



## TOTALS SUMMARY

PRE-APPLICATION MEETING REQUESTS	LAND DEVELOPMENT APPLICATIONS <sup>1</sup>	APPLICATION CENTRE INQUIRIES
1	19	2,114
BUILDING PERMITS ISSUED	BUILDING INSPECTIONS COMPLETED	
188	1,108	



## FINANCIAL SUMMARY

CONSTRUCTION VALUE OF BUILDING PERMITS	FEES COLLECTED – LAND DEVELOPMENT	FEES COLLECTED – PERMITS, ETC.
\$46,869,993	\$33,400	\$435,418



## SINGLE DETACHED RESIDENTIAL

BUILDING PERMITS ISSUED <sup>2</sup>	AUTHORIZED SECONDARY SUITES	LOTS CREATED BY SUBDIVISION (NET)
66	12	0



## MULTI-UNIT RESIDENTIAL

BUILDING PERMITS ISSUED	NEW UNITS	ESTIMATED TOTAL NEW FLOOR AREA (FT <sup>2</sup> )
5	30	56,223



## COMMERCIAL, INDUSTRIAL AND INSTITUTIONAL

BUILDING PERMITS ISSUED	ESTIMATED TOTAL NEW FLOOR AREA (FT <sup>2</sup> )
9	9,191



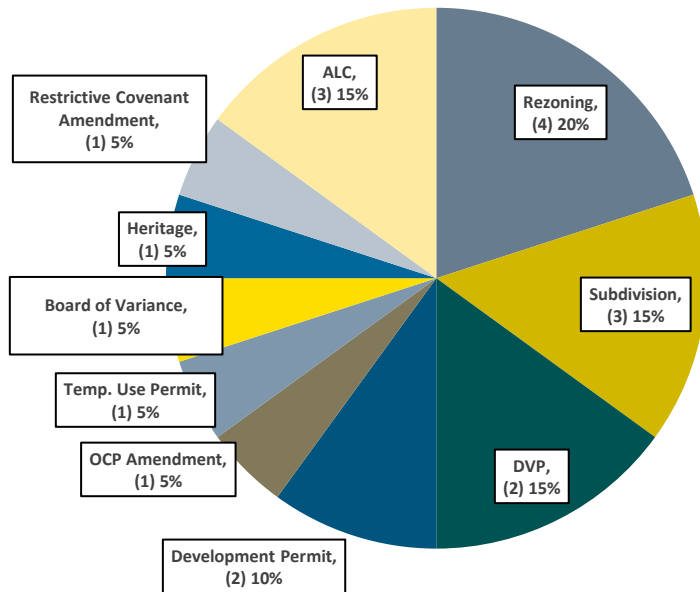
## OTHER (SIGN PERMITS, PLUMBING PERMITS, DEMOLITION PERMITS, ETC.)

PERMITS ISSUED
108

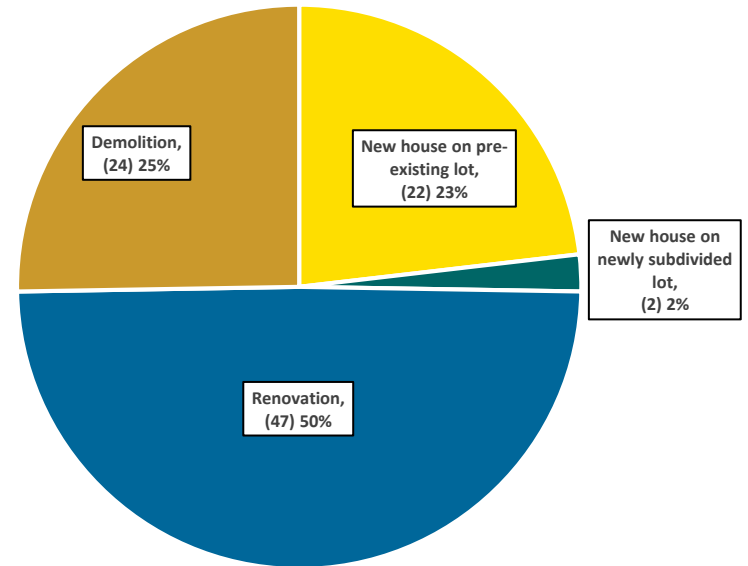
<sup>1</sup> Includes Regional Growth Strategy and Official Community Plan Amendments, Rezoning, Development Variance Permit, Development Permit, Temporary Use Permit, ALC Applications, Heritage, Subdivision, Board of Variance, etc.

<sup>2</sup> Building Permits issued includes new dwellings, renovations, additions and accessory structures for single detached lots and farmhouses

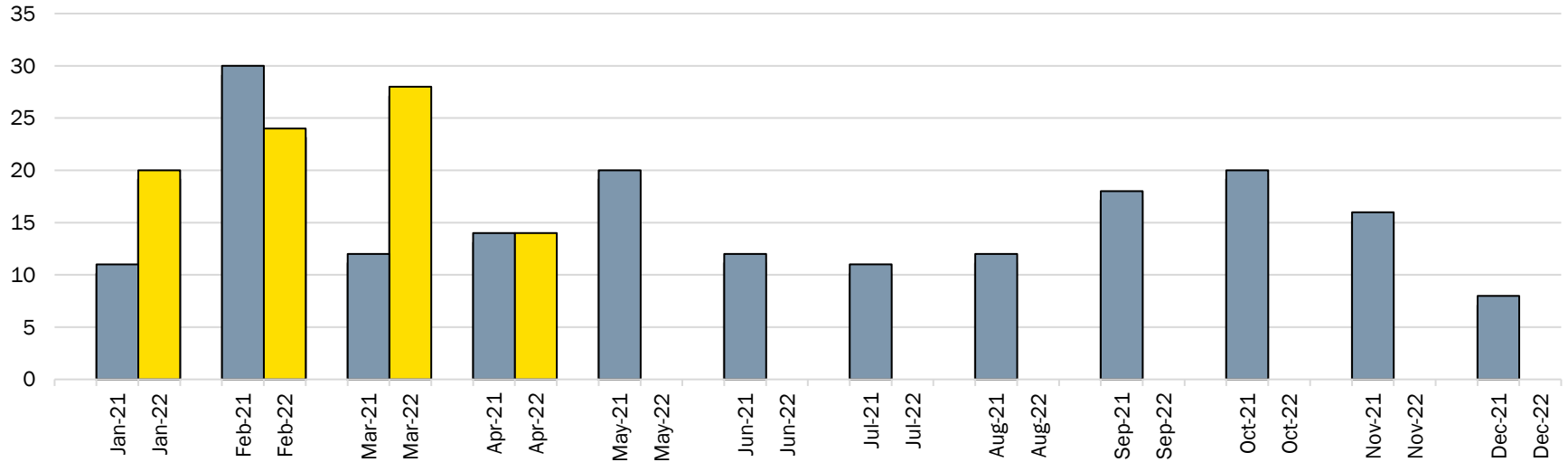
## Land Development Applications April 2022



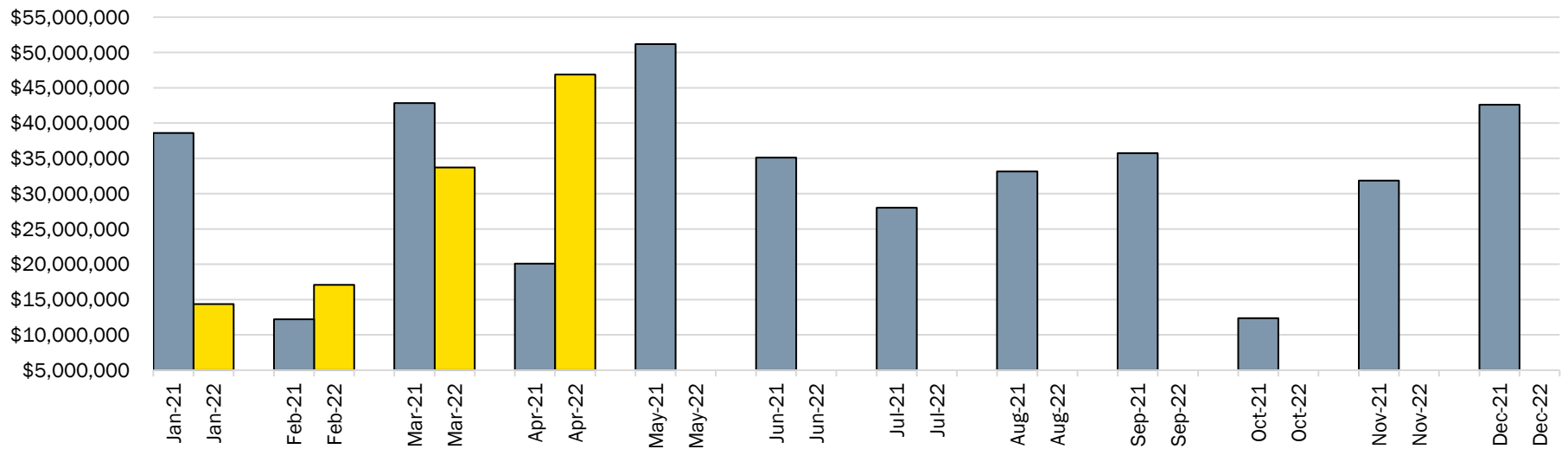
## Building Permit Applications Single Detached Residential April 2022



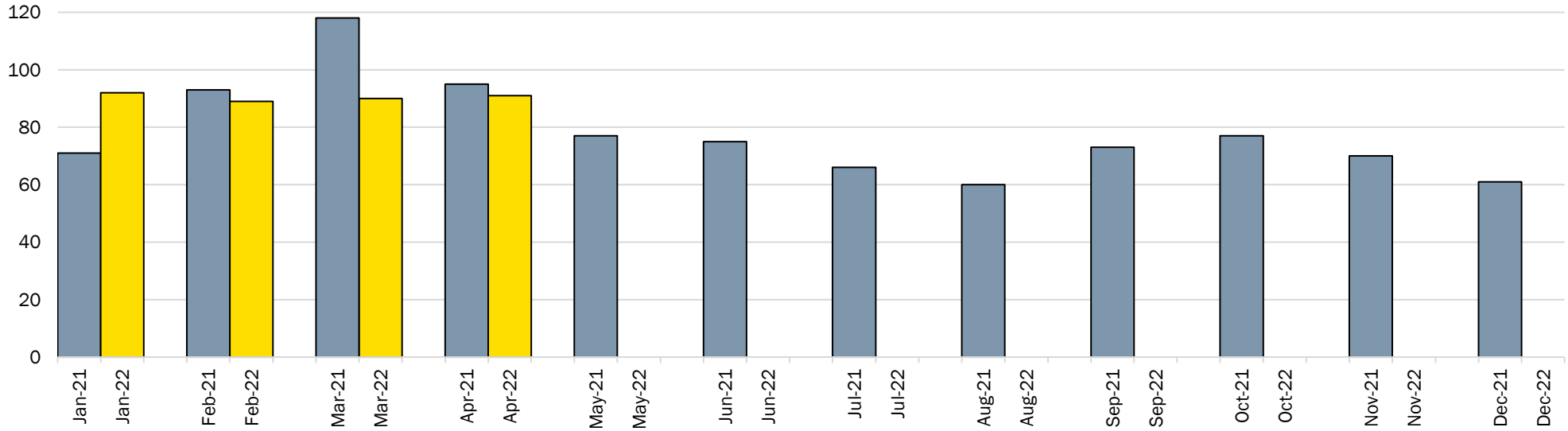
## Land Development Applications Received Comparison 2021 to 2022



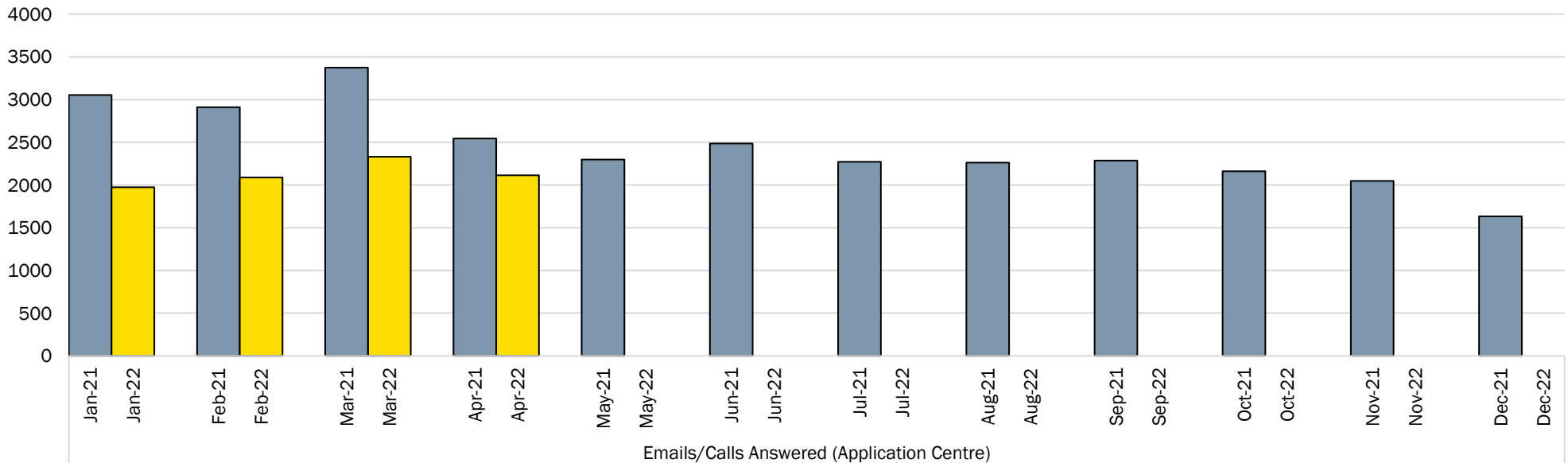
## Total Construction Value of Building Permits Issued Comparison 2021 to 2022



## Single Detached Building Permit Applications Received Comparison 2021 to 2022



## Application Centre Inquiries Comparison 2021 to 2022





# CP&D Monthly Highlights – May 2022

## TOTALS SUMMARY

### PRE-APPLICATION MEETING REQUESTS

1

### LAND DEVELOPMENT APPLICATIONS<sup>1</sup>

22

### APPLICATION CENTRE INQUIRIES

1,914

### BUILDING PERMITS ISSUED

180

### BUILDING INSPECTIONS COMPLETED

1,151



## FINANCIAL SUMMARY

### CONSTRUCTION VALUE OF BUILDING PERMITS

\$34,930,633

### FEES COLLECTED – LAND DEVELOPMENT

\$23,070

### FEES COLLECTED – PERMITS, ETC.

\$326,149



## SINGLE DETACHED RESIDENTIAL

### BUILDING PERMITS ISSUED<sup>2</sup>

75

### AUTHORIZED SECONDARY SUITES

13

### LOTS CREATED BY SUBDIVISION (NET)

2



## MULTI-UNIT RESIDENTIAL

### BUILDING PERMITS ISSUED

2

### NEW UNITS

0

### ESTIMATED TOTAL NEW FLOOR AREA (FT<sup>2</sup>)

0



## COMMERCIAL, INDUSTRIAL AND INSTITUTIONAL

### BUILDING PERMITS ISSUED

8

### ESTIMATED TOTAL NEW FLOOR AREA (FT<sup>2</sup>)

1,020



## OTHER (SIGN PERMITS, PLUMBING PERMITS, DEMOLITION PERMITS, ETC.)

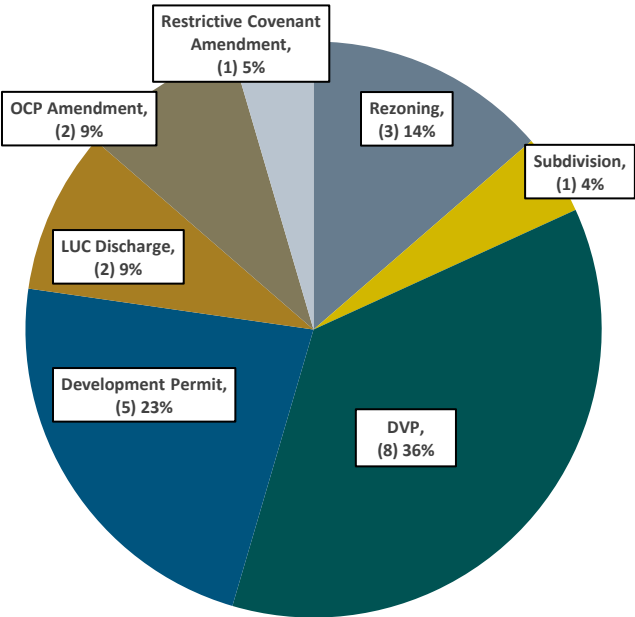
### PERMITS ISSUED

95

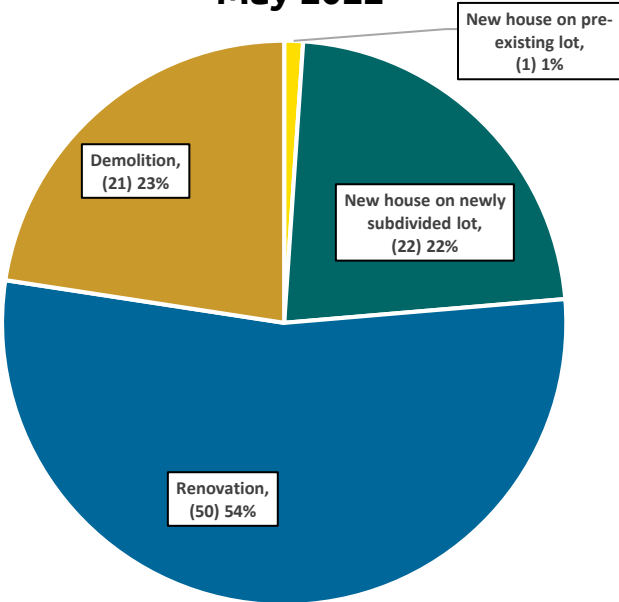
<sup>1</sup> Includes Regional Growth Strategy and Official Community Plan Amendments, Rezoning, Development Variance Permit, Development Permit, Temporary Use Permit, ALC Applications, Heritage, Subdivision, Board of Variance, etc.

<sup>2</sup> Building Permits issued includes new dwellings, renovations, additions and accessory structures for single detached lots and farmhouses

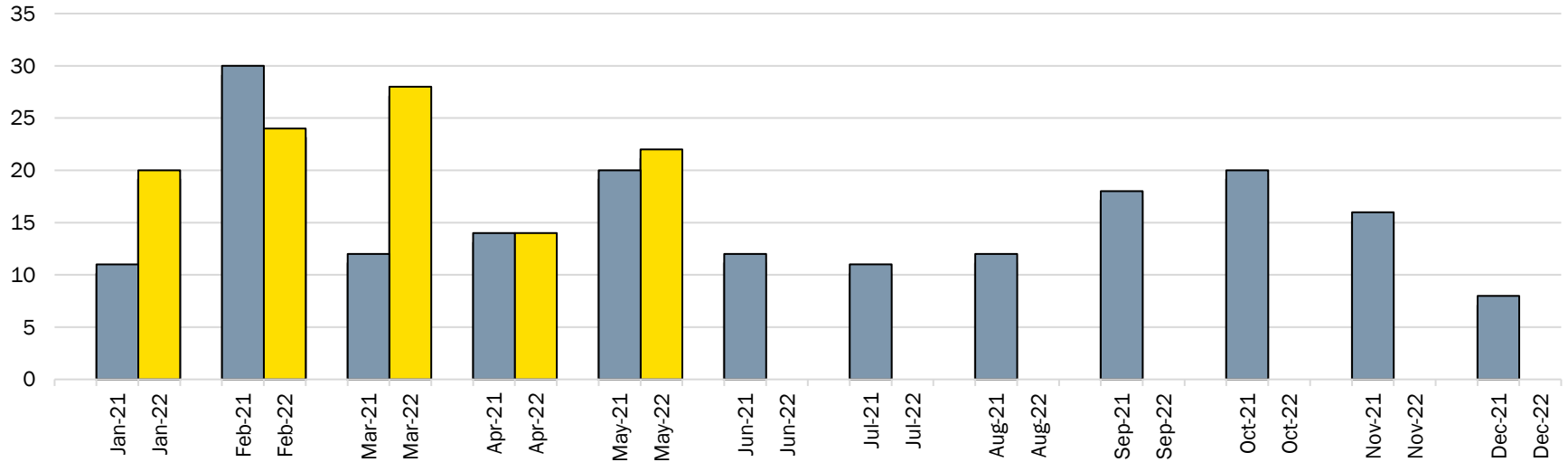
### Land Development Applications May 2022



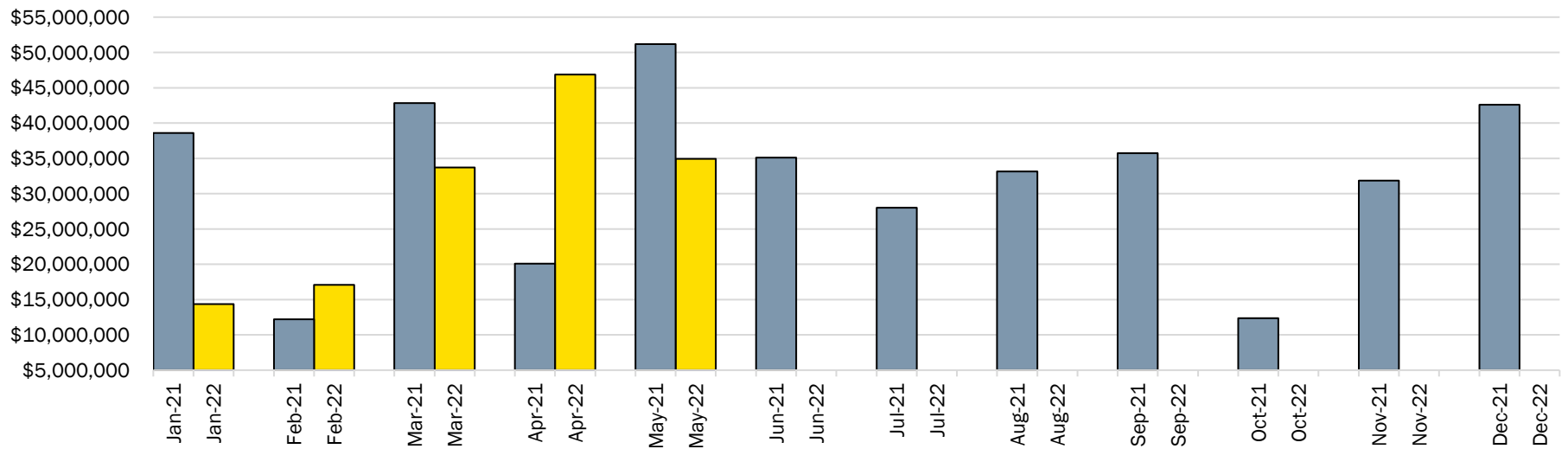
### Building Permit Applications Single Detached Residential May 2022



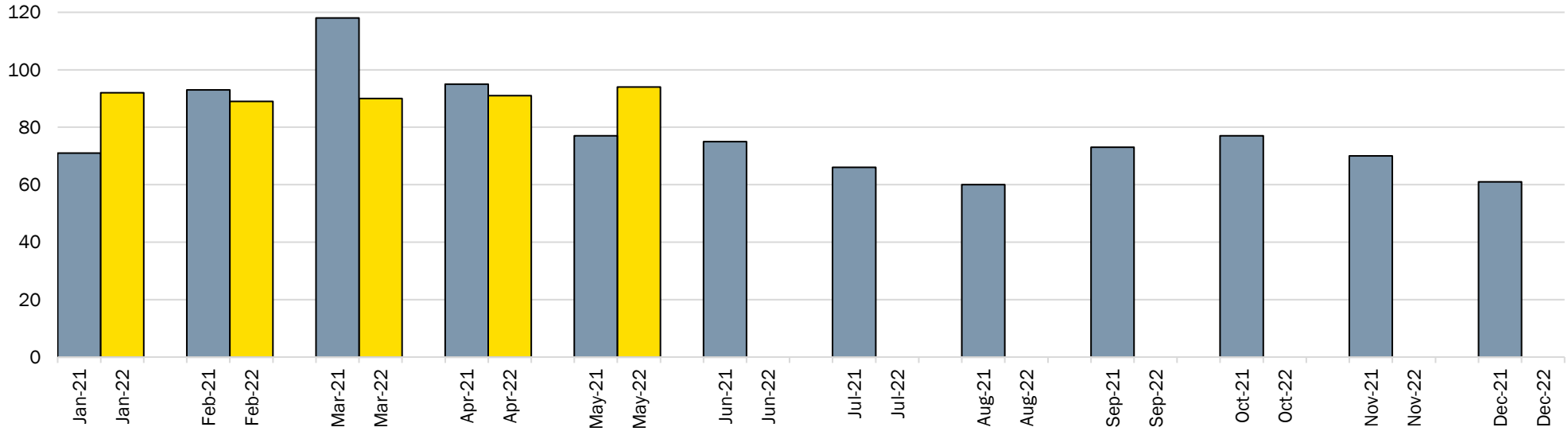
## Land Development Applications Received Comparison 2021 to 2022



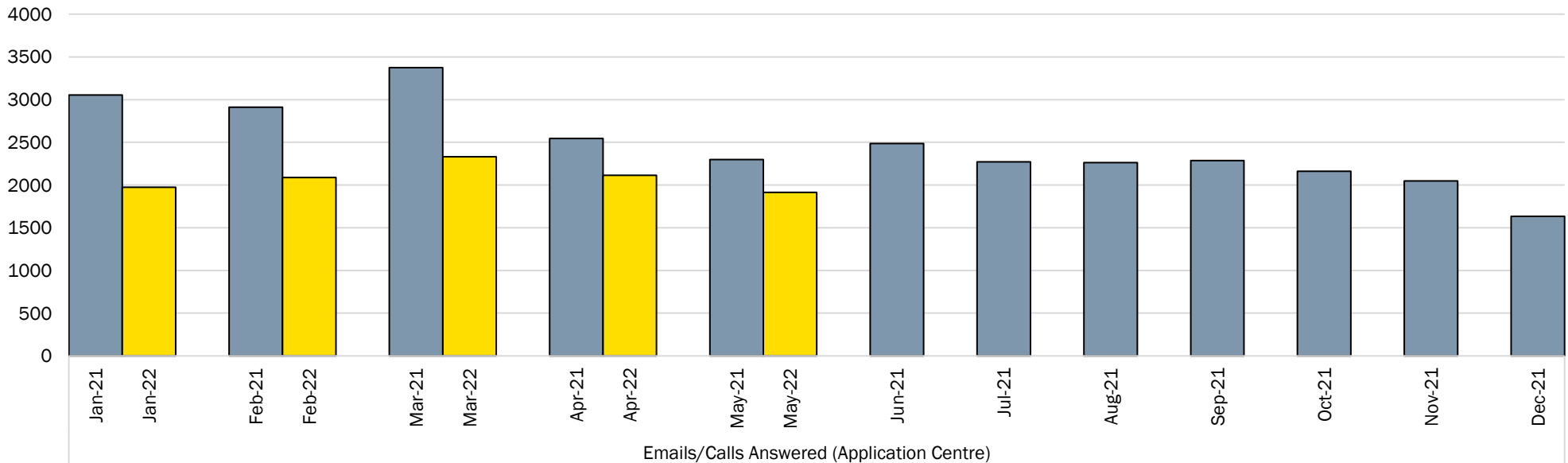
## Total Construction Value of Building Permits Issued Comparison 2021 to 2022



## Single Detached Building Permit Applications Received Comparison 2021 to 2022



## Application Centre Inquiries Comparison 2021 to 2022



# CP&D Monthly Highlights – June 2022

## TOTALS SUMMARY

PRE-APPLICATION MEETING REQUESTS	LAND DEVELOPMENT APPLICATIONS <sup>1</sup>	APPLICATION CENTRE INQUIRIES
3	29	2,118
BUILDING PERMITS ISSUED	BUILDING INSPECTIONS COMPLETED	
162	1,213	



## FINANCIAL SUMMARY

CONSTRUCTION VALUE OF BUILDING PERMITS	FEES COLLECTED – LAND DEVELOPMENT	FEES COLLECTED – PERMITS, ETC.
\$22,893,565	\$48,660	\$238,765



## SINGLE DETACHED RESIDENTIAL

BUILDING PERMITS ISSUED <sup>2</sup>	AUTHORIZED SECONDARY SUITES	LOTS CREATED BY SUBDIVISION (NET)
52	14	1



## MULTI-UNIT RESIDENTIAL

BUILDING PERMITS ISSUED <sup>3</sup>	NEW UNITS	ESTIMATED TOTAL NEW FLOOR AREA (FT <sup>2</sup> )
2	0	0



## COMMERCIAL, INDUSTRIAL AND INSTITUTIONAL

BUILDING PERMITS ISSUED	ESTIMATED TOTAL NEW FLOOR AREA (FT <sup>2</sup> )
7	17,470



## OTHER (SIGN PERMITS, PLUMBING PERMITS, DEMOLITION PERMITS, ETC.)

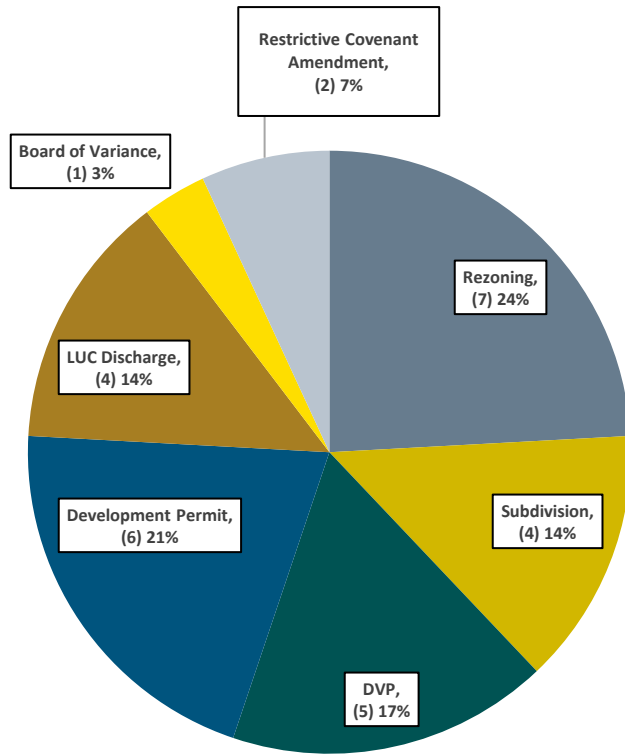
PERMITS ISSUED
101

<sup>1</sup> Includes Regional Growth Strategy and Official Community Plan Amendments, Rezoning, Development Variance Permit, Development Permit, Temporary Use Permit, ALC Applications, Heritage, Subdivision, Board of Variance, etc.

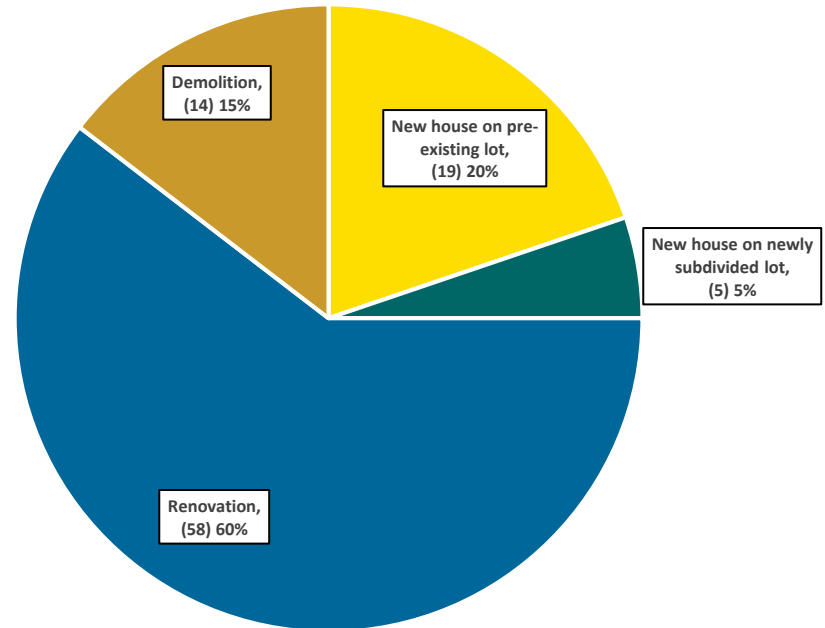
<sup>2</sup> Building Permits issued includes new dwellings, renovations, additions and accessory structures for single detached lots and farmhouses

<sup>3</sup> Multi-Unit Residential Building Permits issued were for interior and exterior renovation. No new floor area or residential units created.

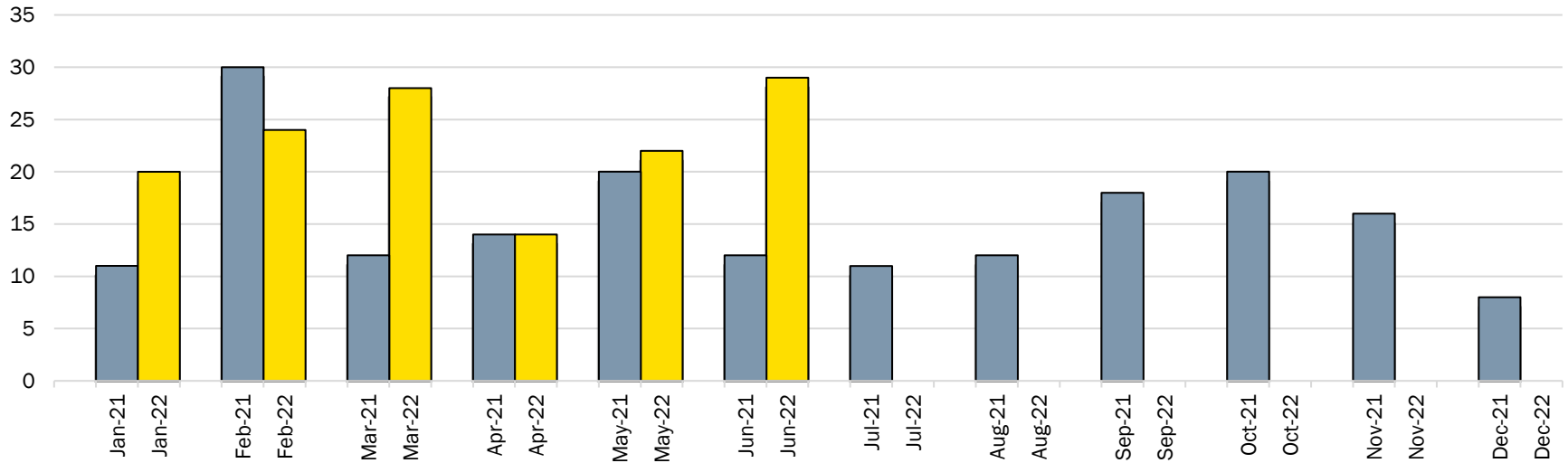
## Land Development Applications June 2022



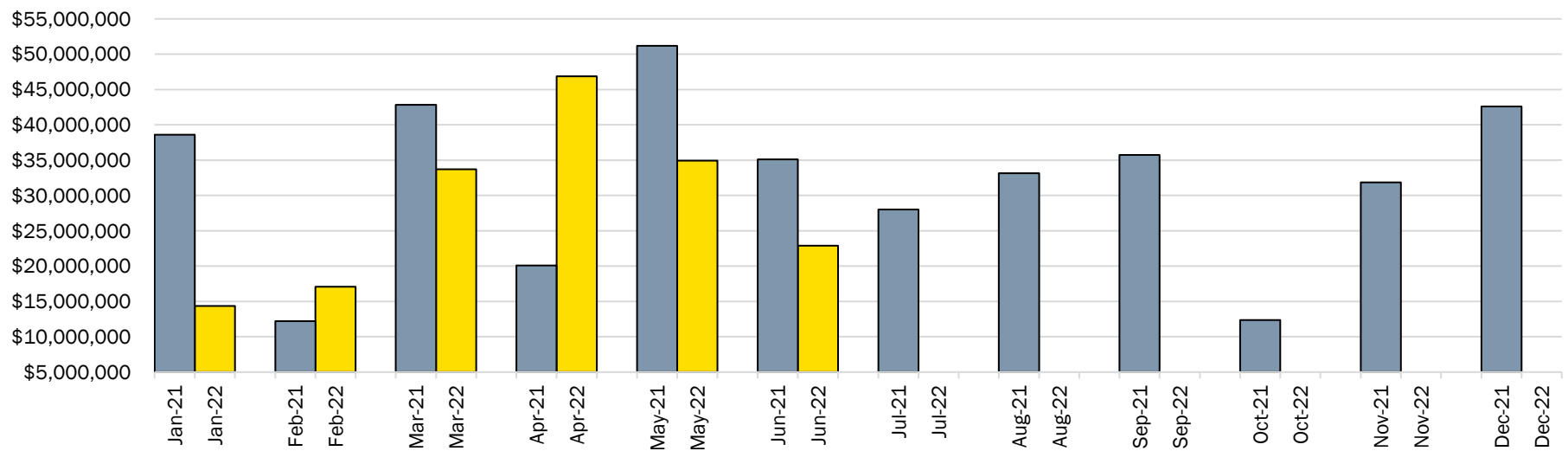
## Building Permit Applications Received Single Detached Residential June 2022



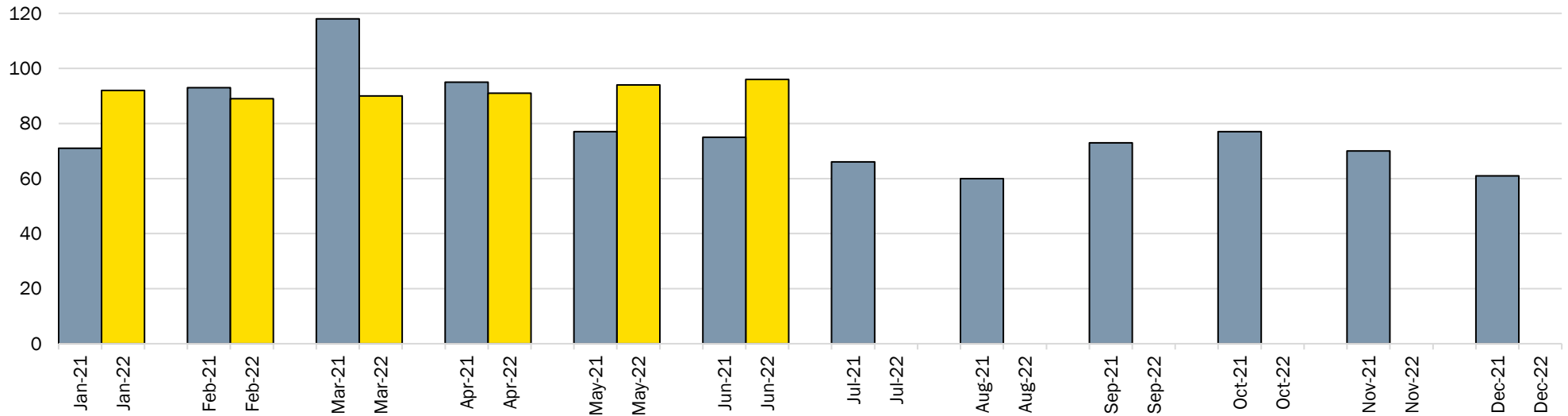
## Land Development Applications Received Comparison 2021 to 2022



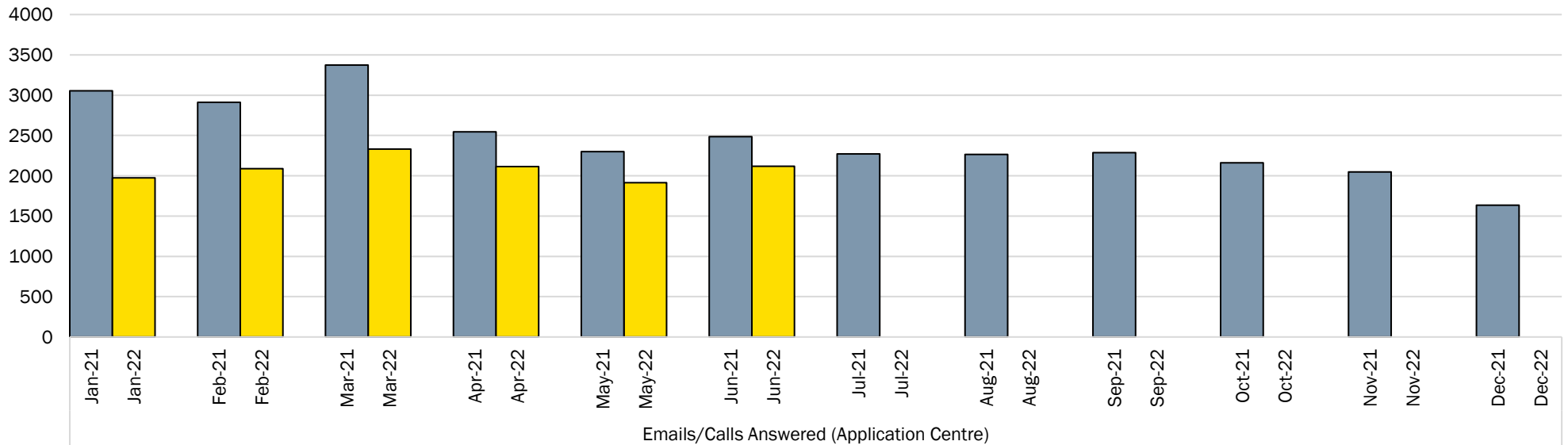
## Total Construction Value of Building Permits Issued Comparison 2021 to 2022



## Single Detached Building Permit Applications Received Comparison 2021 to 2022



## Application Centre Inquiries Comparison 2021 to 2022





# CP&D Monthly Highlights – July 2022

## TOTALS SUMMARY

PRE-APPLICATION MEETING REQUESTS	LAND DEVELOPMENT APPLICATIONS <sup>1</sup>	APPLICATION CENTRE INQUIRIES
3	32	1,594
BUILDING PERMITS ISSUED	BUILDING INSPECTIONS COMPLETED	
174	995	



## FINANCIAL SUMMARY

CONSTRUCTION VALUE OF BUILDING PERMITS	FEES COLLECTED – LAND DEVELOPMENT	FEES COLLECTED – PERMITS, ETC.
31,291,925	\$38,445	\$295,763



## SINGLE DETACHED RESIDENTIAL

BUILDING PERMITS ISSUED <sup>2</sup>	AUTHORIZED SECONDARY SUITES	LOTS CREATED BY SUBDIVISION (NET)
74	13	1



## MULTI-UNIT RESIDENTIAL

BUILDING PERMITS ISSUED <sup>3</sup>	NEW UNITS	ESTIMATED TOTAL NEW FLOOR AREA (FT <sup>2</sup> )
1	0	0



## COMMERCIAL, INDUSTRIAL AND INSTITUTIONAL

BUILDING PERMITS ISSUED	ESTIMATED TOTAL NEW FLOOR AREA (FT <sup>2</sup> )
14	1,552



## OTHER (SIGN PERMITS, PLUMBING PERMITS, DEMOLITION PERMITS, ETC.)

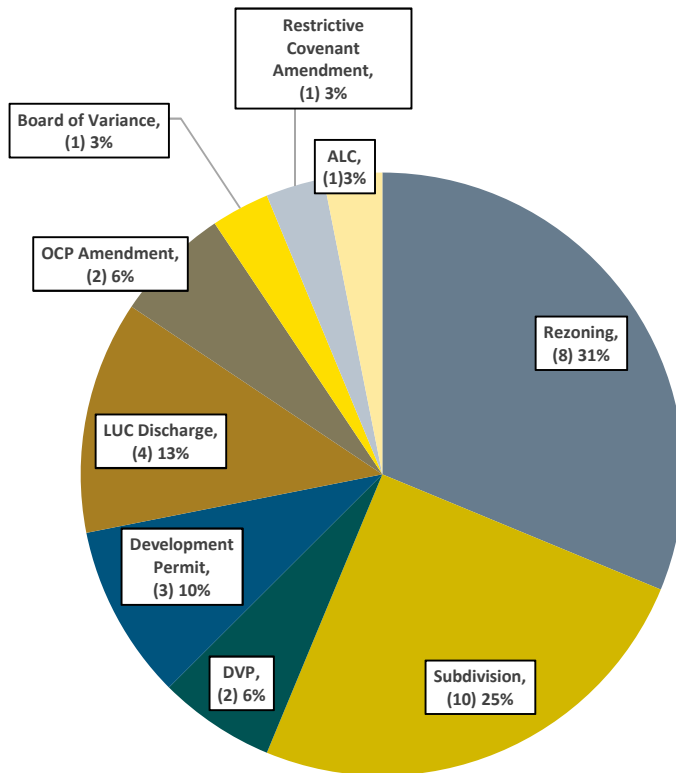
PERMITS ISSUED
85

<sup>1</sup> Includes Regional Growth Strategy and Official Community Plan Amendments, Rezoning, Development Variance Permit, Development Permit, Temporary Use Permit, ALC Applications, Heritage, Subdivision, Board of Variance, etc.

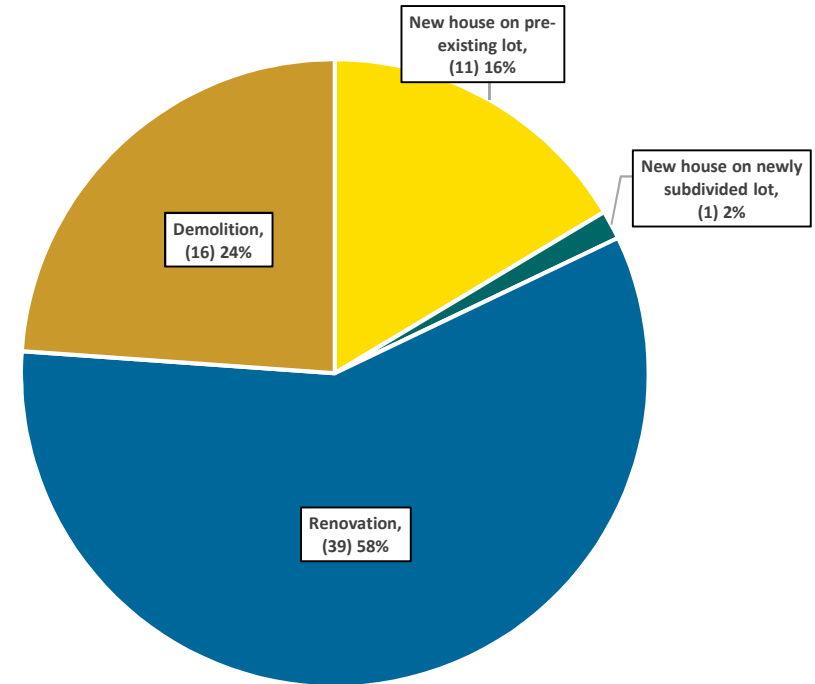
<sup>2</sup> Building Permits issued includes new dwellings, renovations, additions and accessory structures for single detached lots and farmhouses

<sup>3</sup> Multi-Unit Residential Building Permit issued was for an exterior renovation. No new floor area or residential units created.

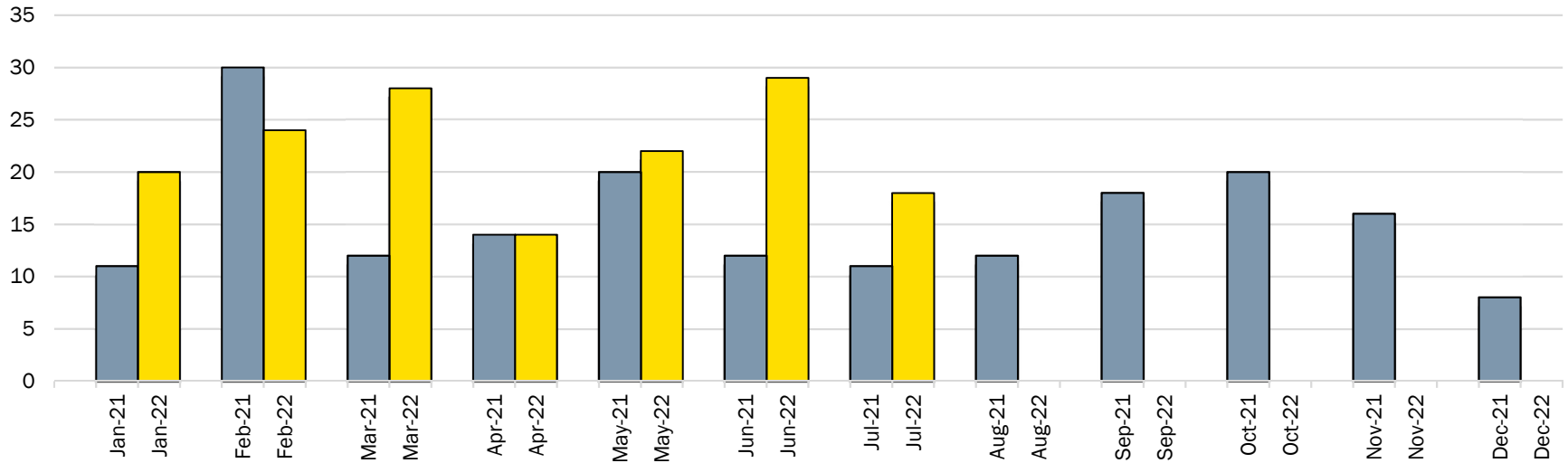
## Land Development Applications July 2022



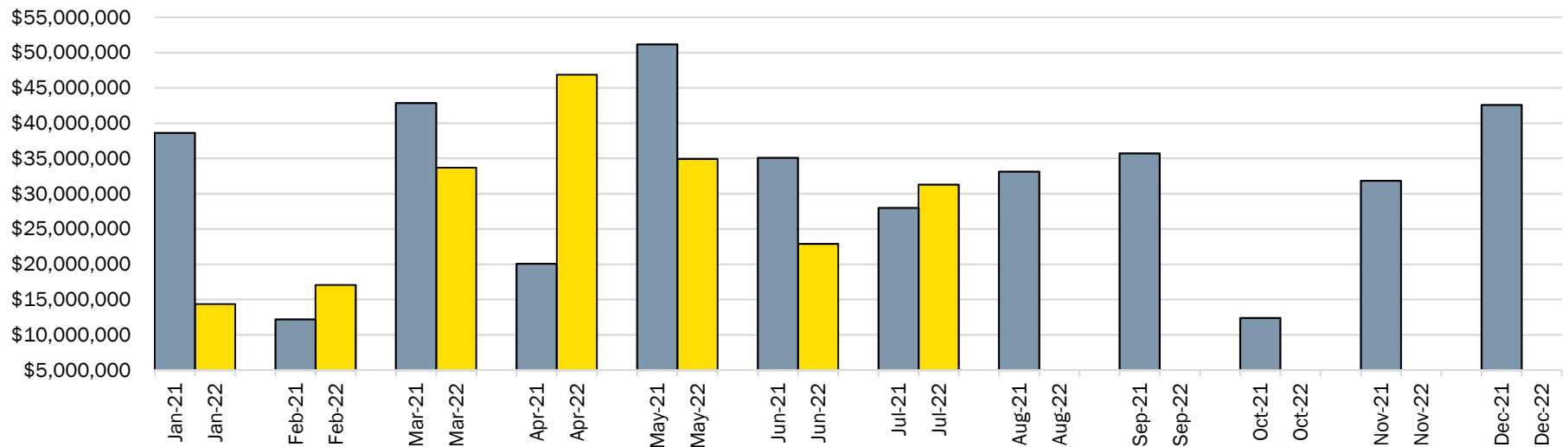
## Building Permit Applications Received Single Detached Residential July 2022



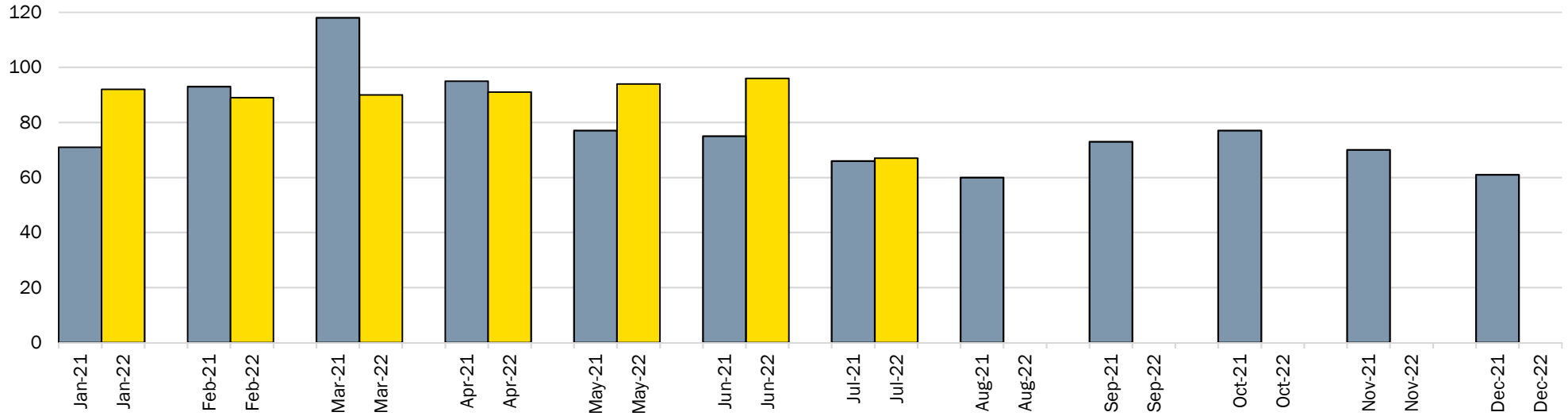
## Land Development Applications Received Comparison 2021 to 2022



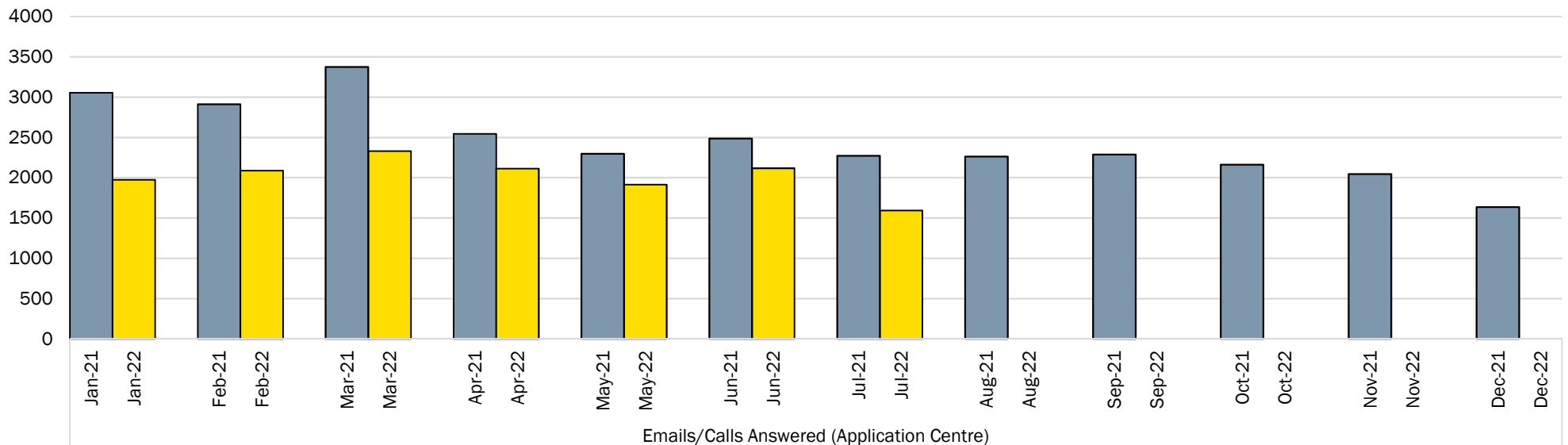
## Total Construction Value of Building Permits Issued Comparison 2021 to 2022



## Single Detached Building Permit Applications Received Comparison 2021 to 2022



## Application Centre Inquiries Comparison 2021 to 2022



# CP&D Monthly Highlights – August 2022

## TOTALS SUMMARY

PRE-APPLICATION MEETING REQUESTS	LAND DEVELOPMENT APPLICATIONS <sup>1</sup>	APPLICATION CENTRE INQUIRIES
1	4	1,724
BUILDING PERMITS ISSUED	BUILDING INSPECTIONS COMPLETED	
171	1,119	



## FINANCIAL SUMMARY

CONSTRUCTION VALUE OF BUILDING PERMITS	FEES COLLECTED – LAND DEVELOPMENT	FEES COLLECTED – PERMITS, ETC.
60,031,397	\$46,838	\$475,502



## SINGLE DETACHED RESIDENTIAL

BUILDING PERMITS ISSUED <sup>2</sup>	AUTHORIZED SECONDARY SUITES	LOTS CREATED BY SUBDIVISION (NET)
70	24	1



## MULTI-UNIT RESIDENTIAL

BUILDING PERMITS ISSUED	NEW UNITS	ESTIMATED TOTAL NEW FLOOR AREA (FT <sup>2</sup> )
1	130	103,646



## COMMERCIAL, INDUSTRIAL AND INSTITUTIONAL

BUILDING PERMITS ISSUED	ESTIMATED TOTAL NEW FLOOR AREA (FT <sup>2</sup> )
10	12,330



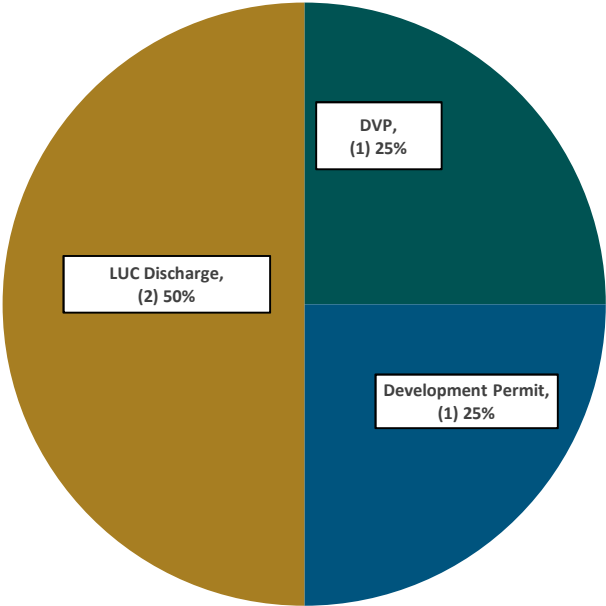
## OTHER (SIGN PERMITS, PLUMBING PERMITS, DEMOLITION PERMITS, ETC.)

PERMITS ISSUED
90

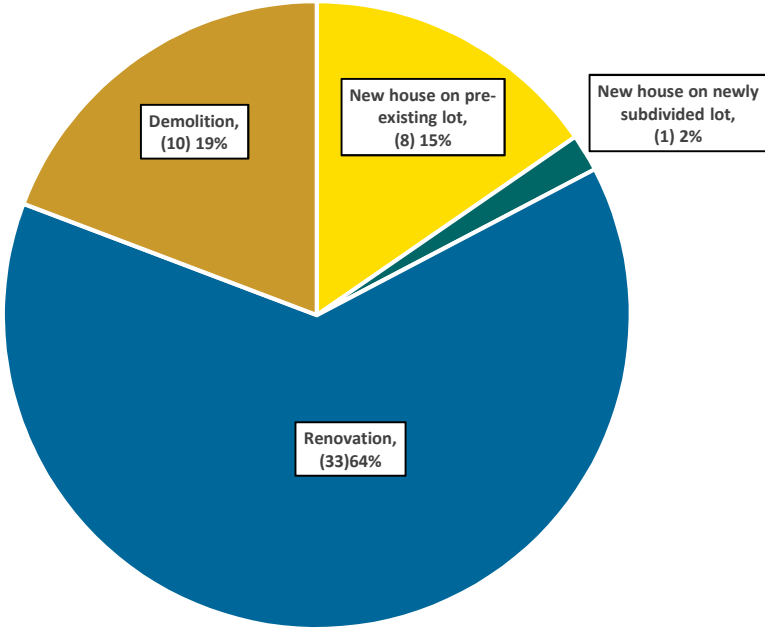
<sup>1</sup> Includes Regional Growth Strategy and Official Community Plan Amendments, Rezoning, Development Variance Permit, Development Permit, Temporary Use Permit, ALC Applications, Heritage, Subdivision, Board of Variance, etc.

<sup>2</sup> Building Permits issued includes new dwellings, renovations, additions and accessory structures for single detached lots and farmhouses

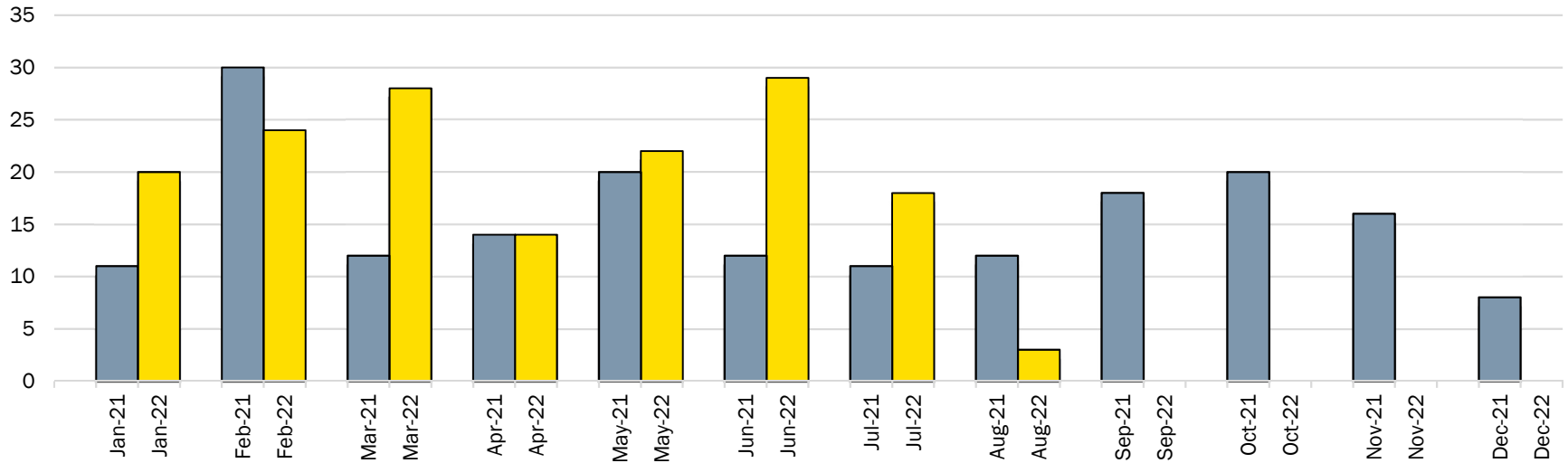
## Land Development Applications August 2022



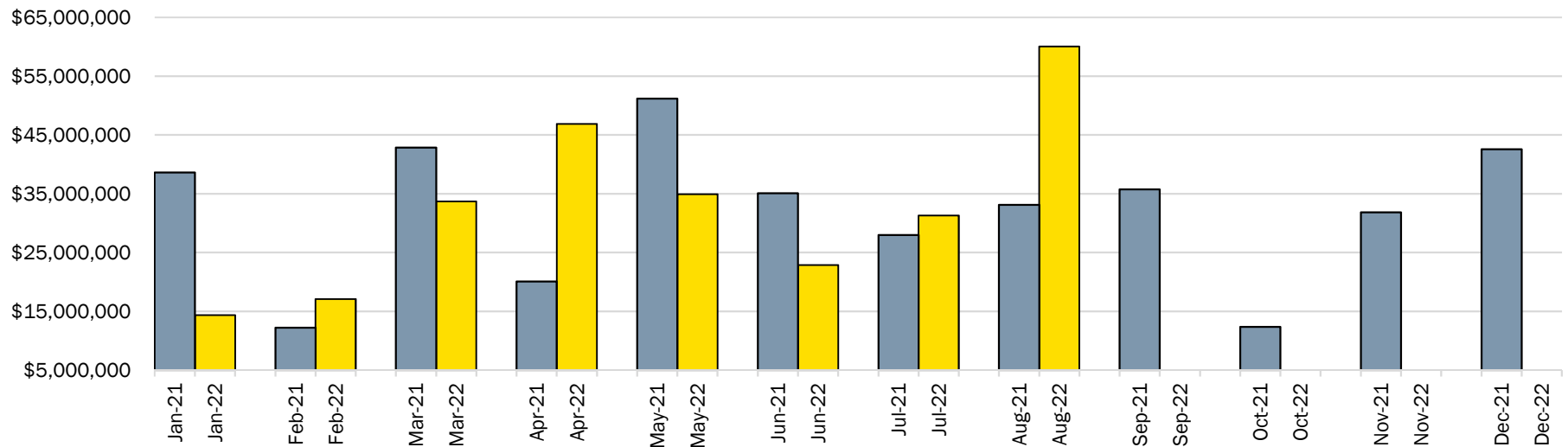
## Building Permit Applications Received Single Detached Residential August 2022



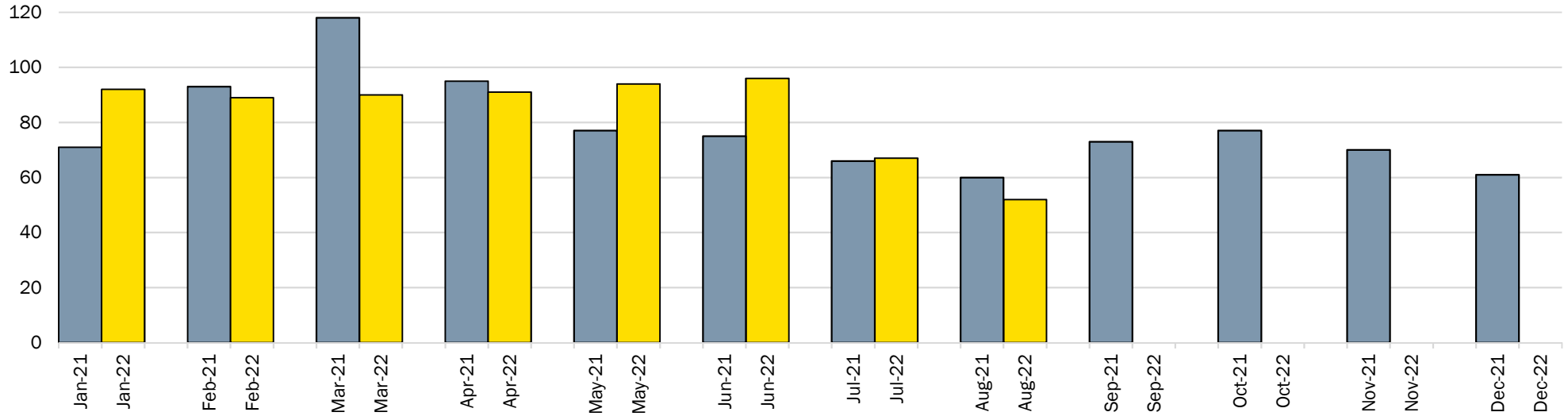
## Land Development Applications Received Comparison 2021 to 2022



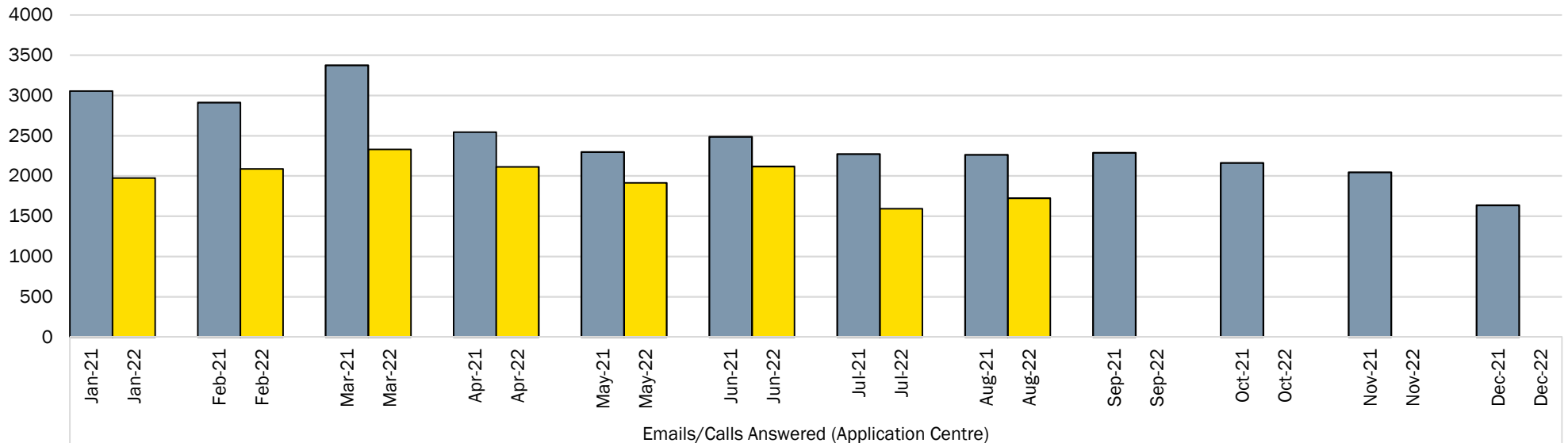
## Total Construction Value of Building Permits Issued Comparison 2021 to 2022



## Single Detached Building Permit Applications Received Comparison 2021 to 2022



## Application Centre Inquiries Comparison 2021 to 2022





# CP&D Monthly Highlights – September 2022

## TOTALS SUMMARY

PRE-APPLICATION MEETING REQUESTS	LAND DEVELOPMENT APPLICATIONS <sup>1</sup>	APPLICATION CENTRE INQUIRIES
2	13	1,624
BUILDING PERMITS ISSUED	BUILDING INSPECTIONS COMPLETED	
179	1,163	



## FINANCIAL SUMMARY

CONSTRUCTION VALUE OF BUILDING PERMITS	FEES COLLECTED – LAND DEVELOPMENT	FEES COLLECTED – PERMITS, ETC.
12,910,323	\$12,935	\$136,611



## SINGLE DETACHED RESIDENTIAL

BUILDING PERMITS ISSUED <sup>2</sup>	AUTHORIZED SECONDARY SUITES	LOTS CREATED BY SUBDIVISION (NET)
47	10	0



## MULTI-UNIT RESIDENTIAL

BUILDING PERMITS ISSUED	NEW UNITS	ESTIMATED TOTAL NEW FLOOR AREA (FT <sup>2</sup> )
0	0	0



## COMMERCIAL, INDUSTRIAL AND INSTITUTIONAL

BUILDING PERMITS ISSUED	ESTIMATED TOTAL NEW FLOOR AREA (FT <sup>2</sup> )
7	1,056



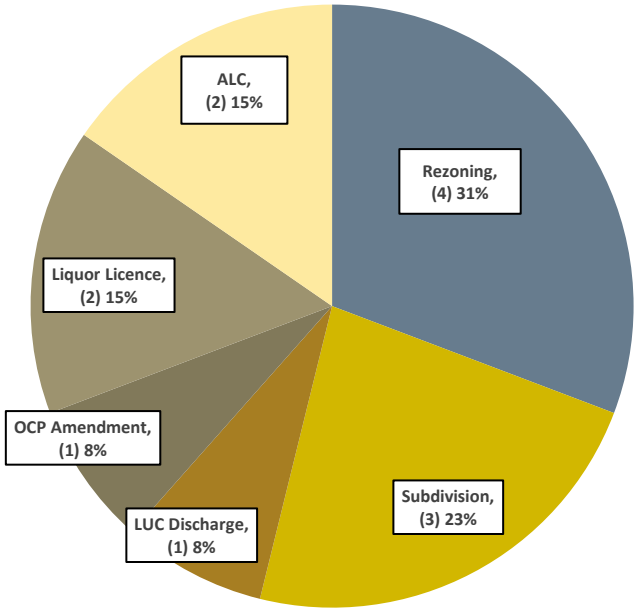
## OTHER (SIGN PERMITS, PLUMBING PERMITS, DEMOLITION PERMITS, ETC.)

PERMITS ISSUED
125

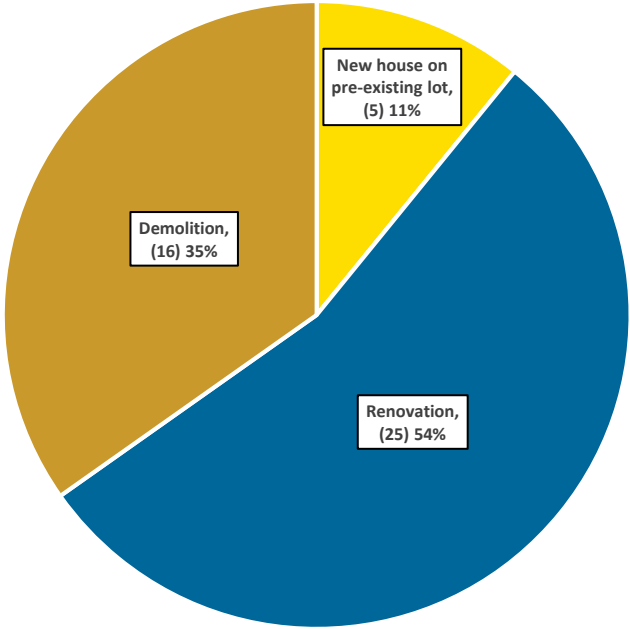
<sup>1</sup> Includes Regional Growth Strategy and Official Community Plan Amendments, Rezoning, Development Variance Permit, Development Permit, Temporary Use Permit, ALC Applications, Heritage, Subdivision, Board of Variance, etc.

<sup>2</sup> Building Permits issued includes new dwellings, renovations, additions and accessory structures for single detached lots and farmhouses

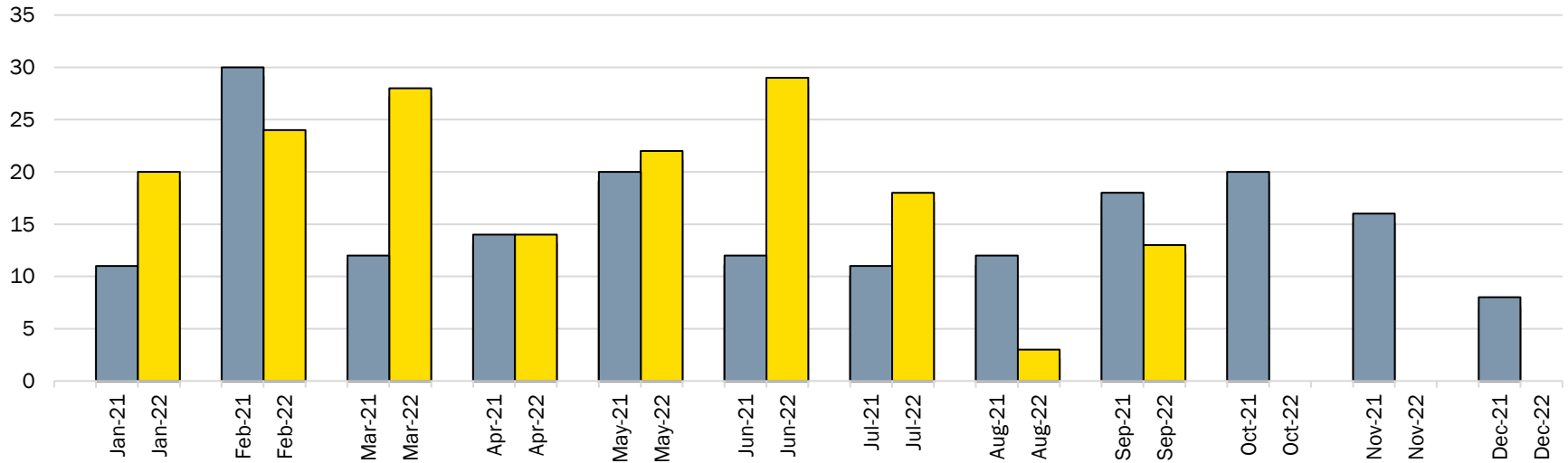
### Land Development Applications September 2022



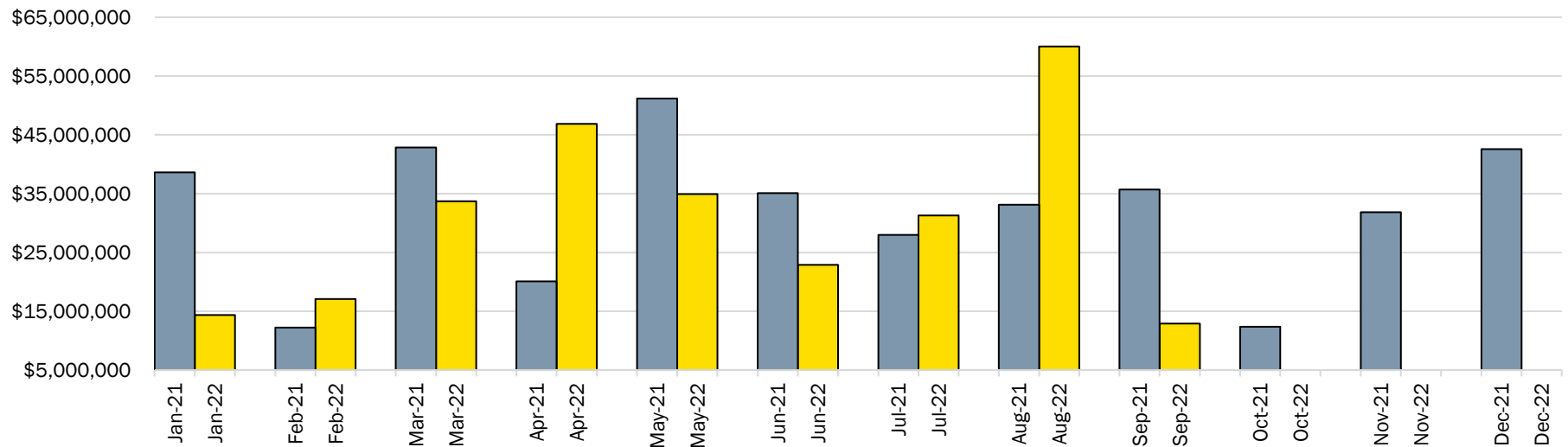
### Building Permit Applications Received Single Detached Residential September 2022



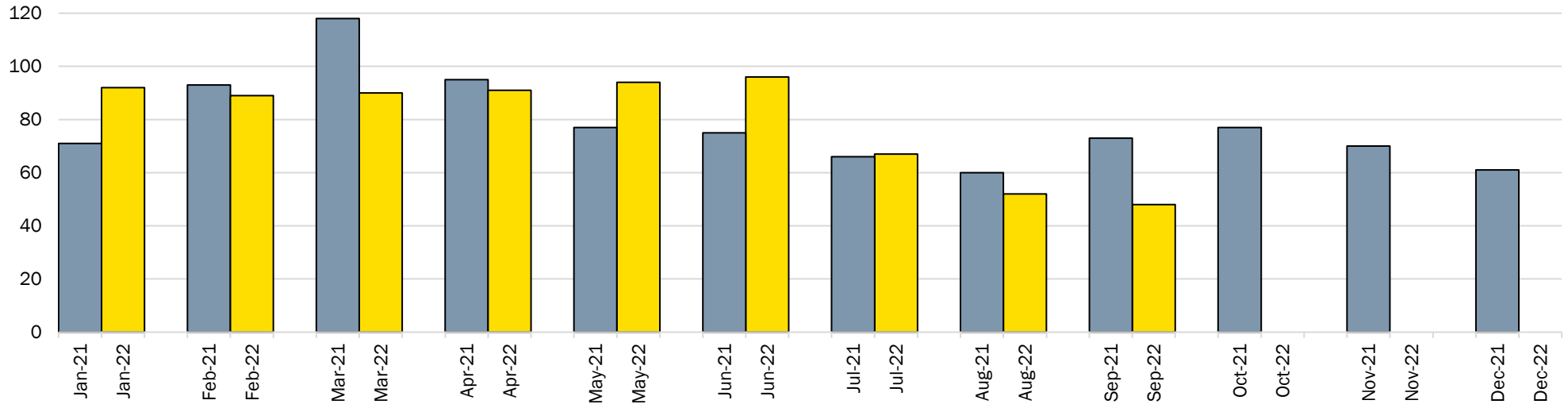
## Land Development Applications Received Comparison 2021 to 2022



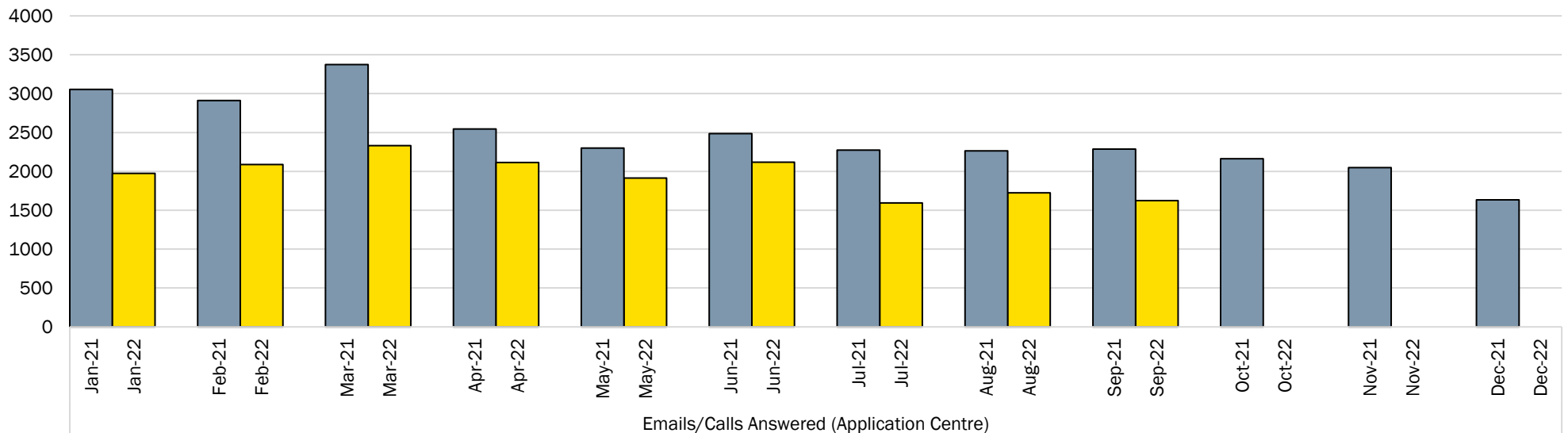
## Total Construction Value of Building Permits Issued Comparison 2021 to 2022



## Single Detached Building Permit Applications Received Comparison 2021 to 2022



## Application Centre Inquiries Comparison 2021 to 2022



Emails/Calls Answered (Application Centre)

# CP&D Monthly Highlights – October 2022



## TOTALS SUMMARY

PRE-APPLICATION MEETING REQUESTS	LAND DEVELOPMENT APPLICATIONS <sup>1</sup>	APPLICATION CENTRE INQUIRIES
3	15	1,646
BUILDING PERMITS ISSUED	BUILDING INSPECTIONS COMPLETED	
162	1,189	



## FINANCIAL SUMMARY

CONSTRUCTION VALUE OF BUILDING PERMITS	FEES COLLECTED – LAND DEVELOPMENT	FEES COLLECTED – PERMITS, ETC.
20,891,032	34,355	232,737



## SINGLE DETACHED RESIDENTIAL

BUILDING PERMITS ISSUED <sup>2</sup>	AUTHORIZED SECONDARY SUITES	LOTS CREATED BY SUBDIVISION (NET)
45	18	1



## MULTI-UNIT RESIDENTIAL

BUILDING PERMITS ISSUED	NEW UNITS	ESTIMATED TOTAL NEW FLOOR AREA (FT <sup>2</sup> )
0	0	0



## COMMERCIAL, INDUSTRIAL AND INSTITUTIONAL

BUILDING PERMITS ISSUED	ESTIMATED TOTAL NEW FLOOR AREA (FT <sup>2</sup> )
13	31,936



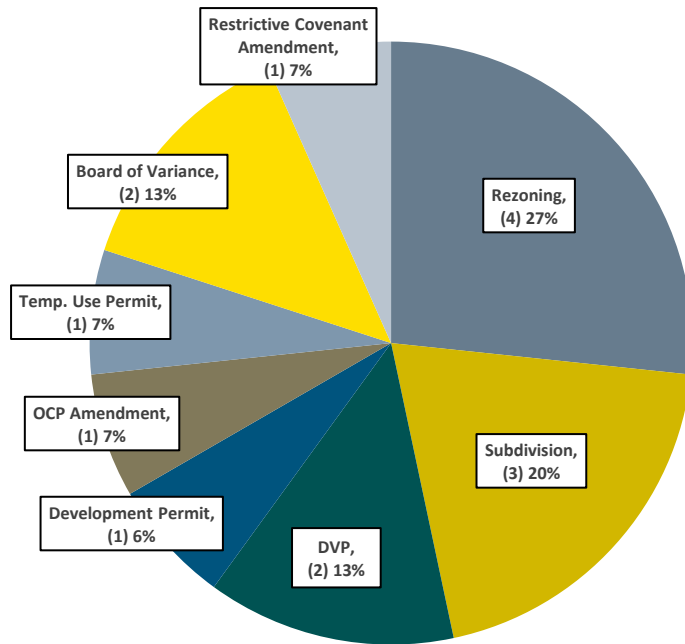
## OTHER (SIGN PERMITS, PLUMBING PERMITS, DEMOLITION PERMITS, ETC.)

PERMITS ISSUED
104

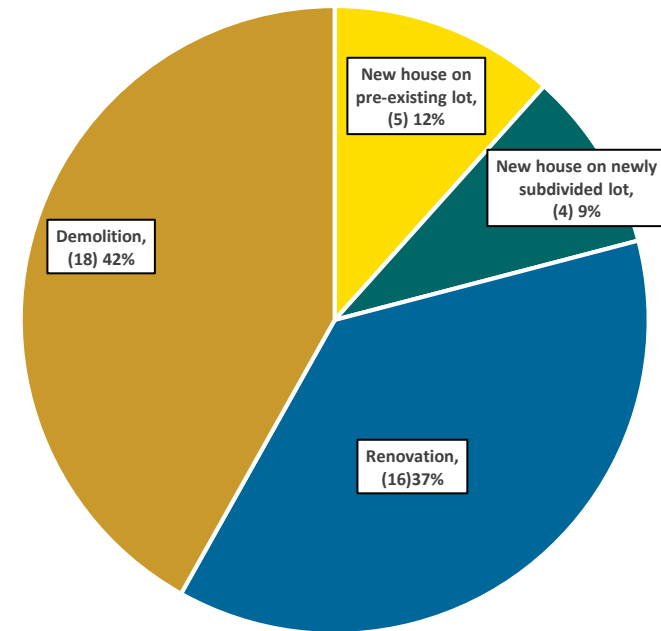
<sup>1</sup> Includes Regional Growth Strategy and Official Community Plan Amendments, Rezoning, Development Variance Permit, Development Permit, Temporary Use Permit, ALC Applications, Heritage, Subdivision, Board of Variance, etc.

<sup>2</sup> Building Permits issued includes new dwellings, renovations, additions and accessory structures for single detached lots and farmhouses

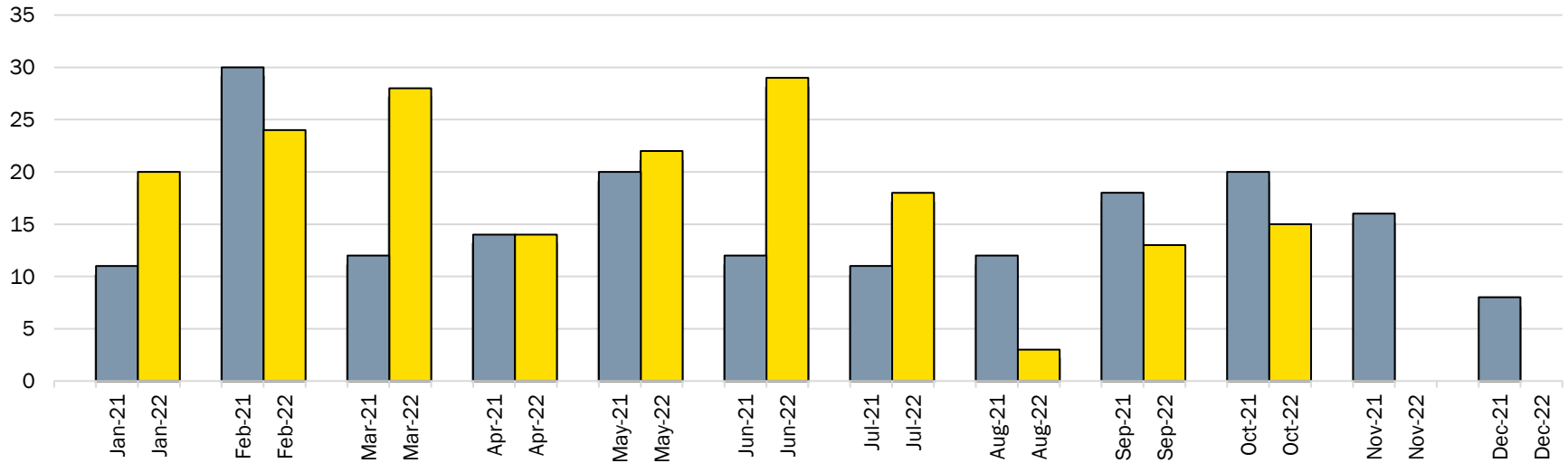
## Land Development Applications October 2022



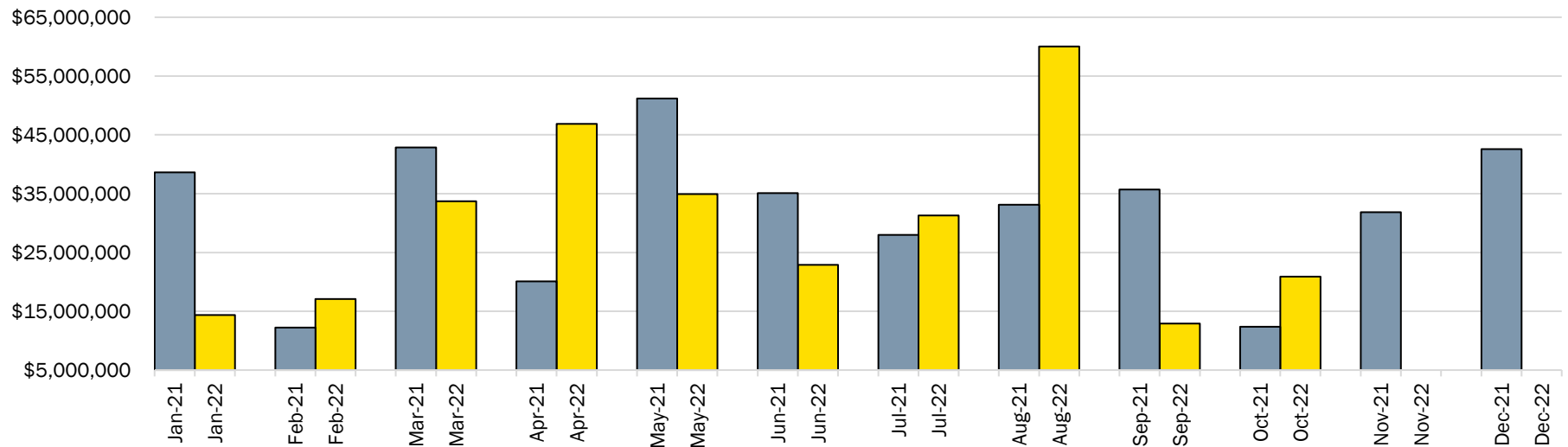
## Building Permit Applications Received Single Detached Residential October 2022



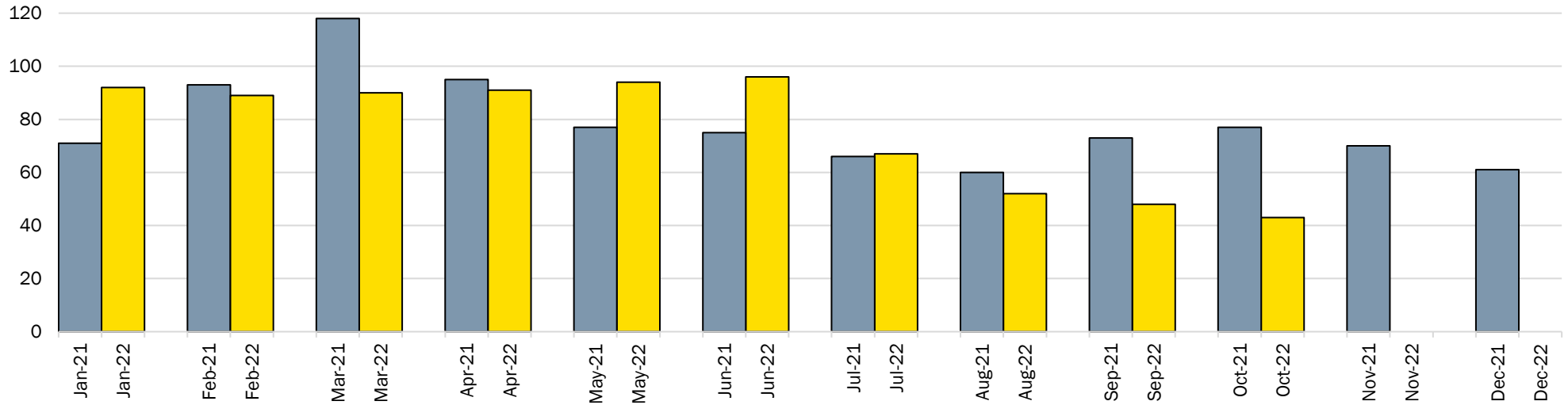
## Land Development Applications Received Comparison 2021 to 2022



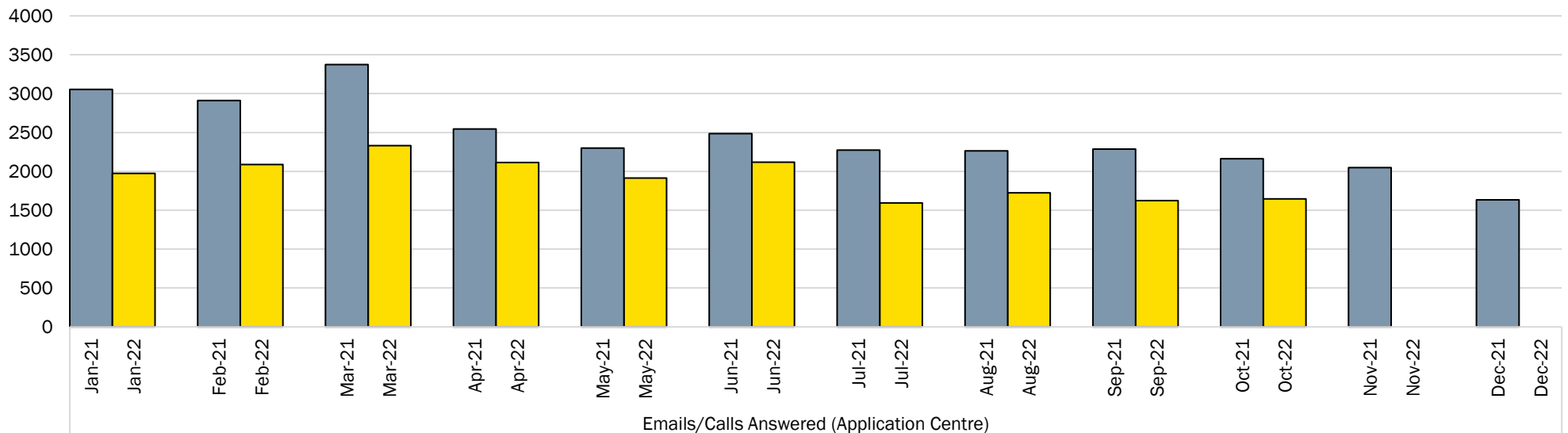
## Total Construction Value of Building Permits Issued Comparison 2021 to 2022



## Single Detached Building Permit Applications Received Comparison 2021 to 2022



## Application Centre Inquiries Comparison 2021 to 2022





# CP&D Monthly Highlights – November 2022



## TOTALS SUMMARY

PRE-APPLICATION MEETING REQUESTS	LAND DEVELOPMENT APPLICATIONS <sup>1</sup>	APPLICATION CENTRE INQUIRIES
2	6	1,563
BUILDING PERMITS ISSUED	BUILDING INSPECTIONS COMPLETED	
149	1,211	



## FINANCIAL SUMMARY

CONSTRUCTION VALUE OF BUILDING PERMITS	FEES COLLECTED – LAND DEVELOPMENT	FEES COLLECTED – PERMITS, ETC.
13,281,590	7,785	143,643



## SINGLE DETACHED RESIDENTIAL

BUILDING PERMITS ISSUED <sup>2</sup>	AUTHORIZED SECONDARY SUITES	LOTS CREATED BY SUBDIVISION (NET)
39	14	1



## MULTI-UNIT RESIDENTIAL

BUILDING PERMITS ISSUED	NEW UNITS	ESTIMATED TOTAL NEW FLOOR AREA (FT <sup>2</sup> )
2	0	0



## COMMERCIAL, INDUSTRIAL AND INSTITUTIONAL

BUILDING PERMITS ISSUED	ESTIMATED TOTAL NEW FLOOR AREA (FT <sup>2</sup> )
9	1,140



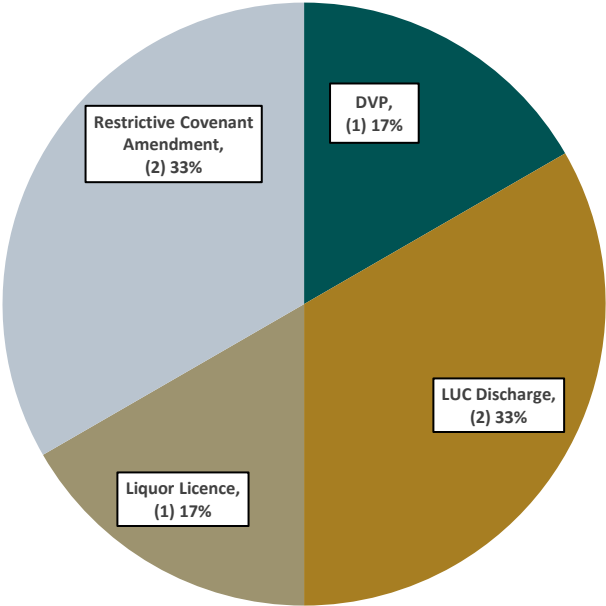
## OTHER (SIGN PERMITS, PLUMBING PERMITS, DEMOLITION PERMITS, ETC.)

PERMITS ISSUED
99

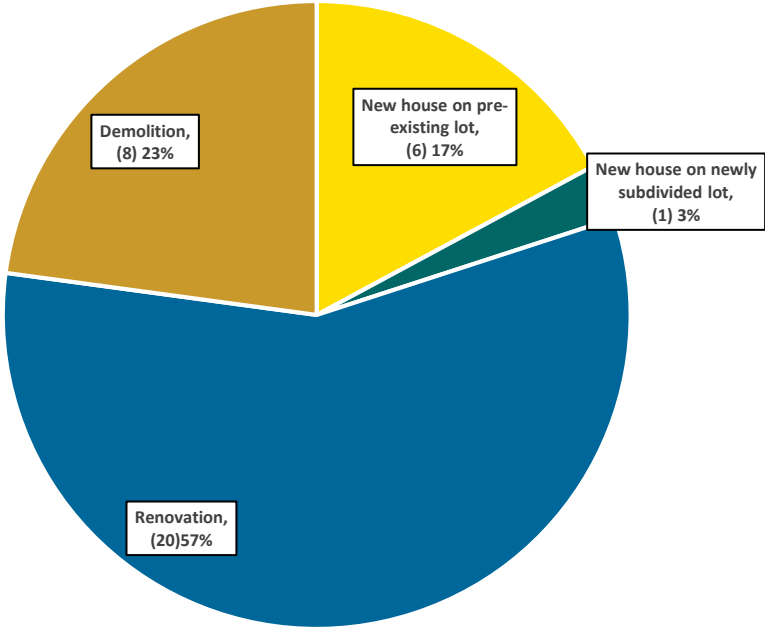
<sup>1</sup> Includes Regional Growth Strategy and Official Community Plan Amendments, Rezoning, Development Variance Permit, Development Permit, Temporary Use Permit, ALC Applications, Heritage, Subdivision, Board of Variance, etc.

<sup>2</sup> Building Permits issued includes new dwellings, renovations, additions and accessory structures for single detached lots and farmhouses

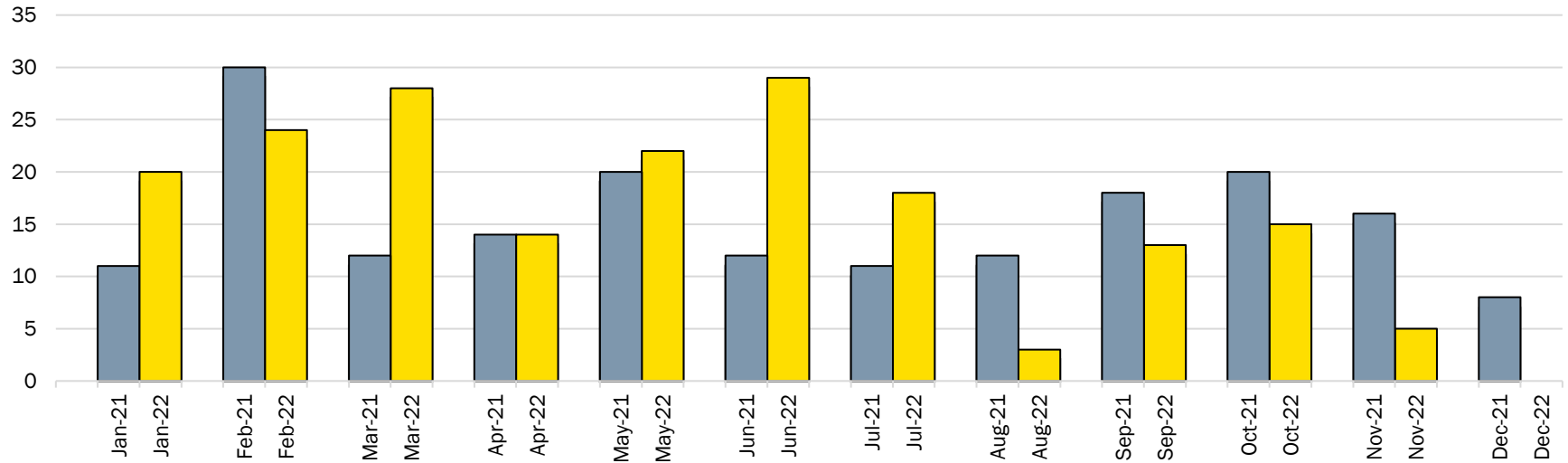
### Land Development Applications November 2022



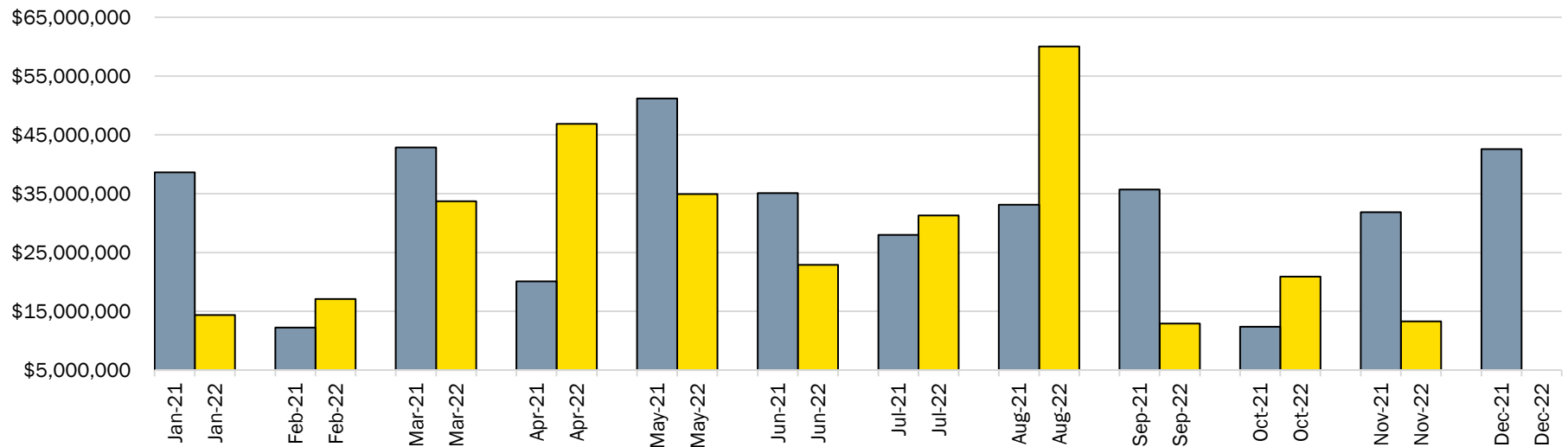
### Building Permit Applications Received Single Detached Residential November 2022



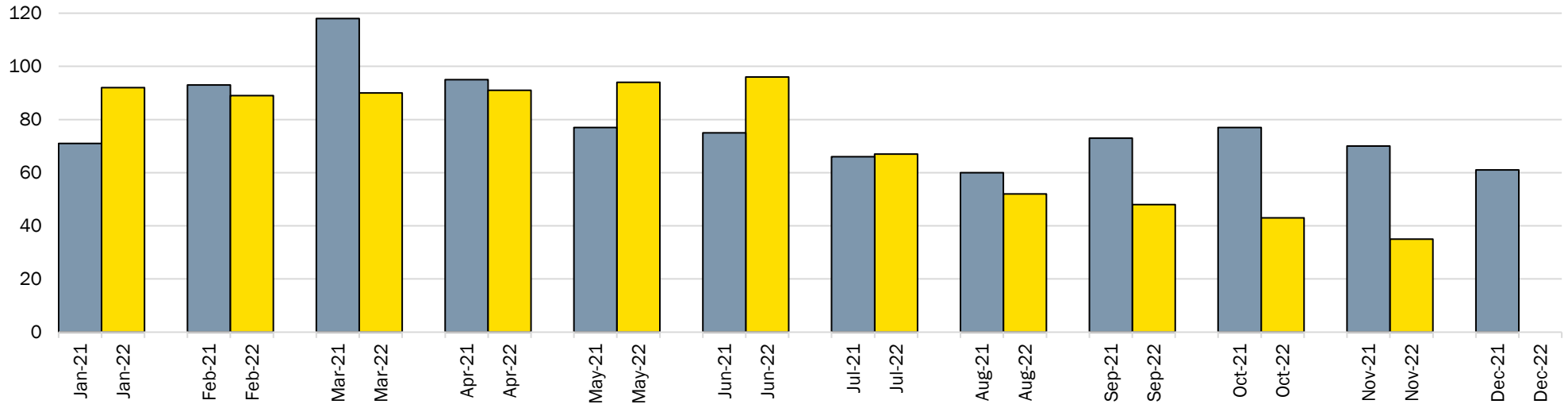
## Land Development Applications Received Comparison 2021 to 2022



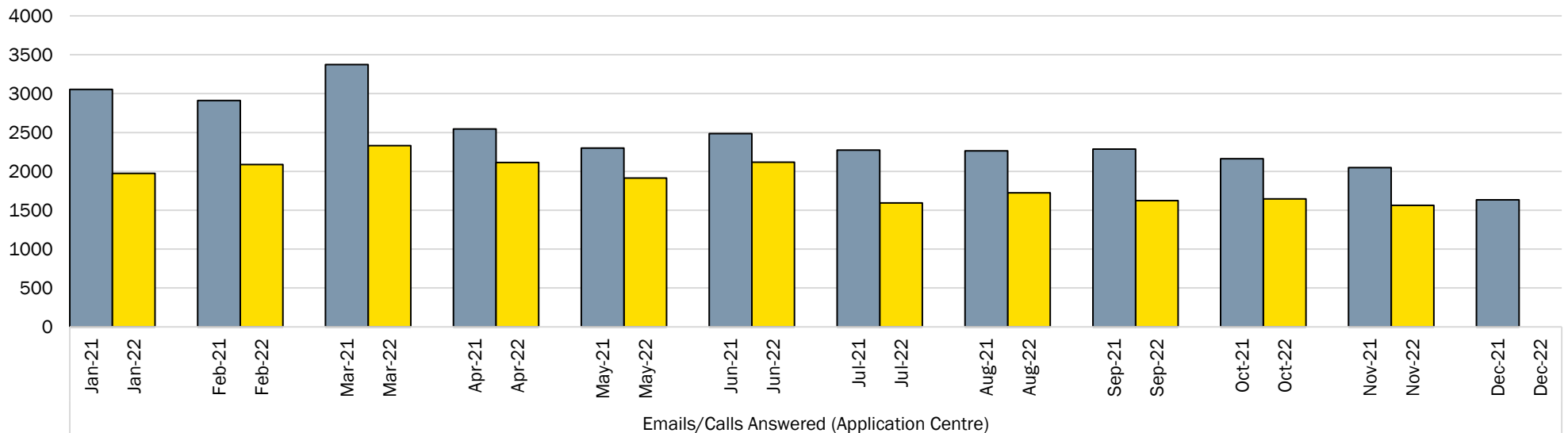
## Total Construction Value of Building Permits Issued Comparison 2021 to 2022



## Single Detached Building Permit Applications Received Comparison 2021 to 2022



## Application Centre Inquiries Comparison 2021 to 2022



# CP&D Monthly Highlights – December 2022



## TOTALS SUMMARY

PRE-APPLICATION MEETING REQUESTS	LAND DEVELOPMENT APPLICATIONS <sup>1</sup>	APPLICATION CENTRE INQUIRIES
0	22	1,131
BUILDING PERMITS ISSUED	BUILDING INSPECTIONS COMPLETED	
105	845	



## FINANCIAL SUMMARY

CONSTRUCTION VALUE OF BUILDING PERMITS	FEES COLLECTED – LAND DEVELOPMENT	FEES COLLECTED – PERMITS, ETC.
32,510,060	17,430	238,238



## SINGLE DETACHED RESIDENTIAL

BUILDING PERMITS ISSUED <sup>2</sup>	AUTHORIZED SECONDARY SUITES	LOTS CREATED BY SUBDIVISION (NET)
46	20	2



## MULTI-UNIT RESIDENTIAL

BUILDING PERMITS ISSUED	NEW UNITS	ESTIMATED TOTAL NEW FLOOR AREA (FT <sup>2</sup> )
0	0	0



## COMMERCIAL, INDUSTRIAL AND INSTITUTIONAL

BUILDING PERMITS ISSUED	ESTIMATED TOTAL NEW FLOOR AREA (FT <sup>2</sup> )
13	1,950



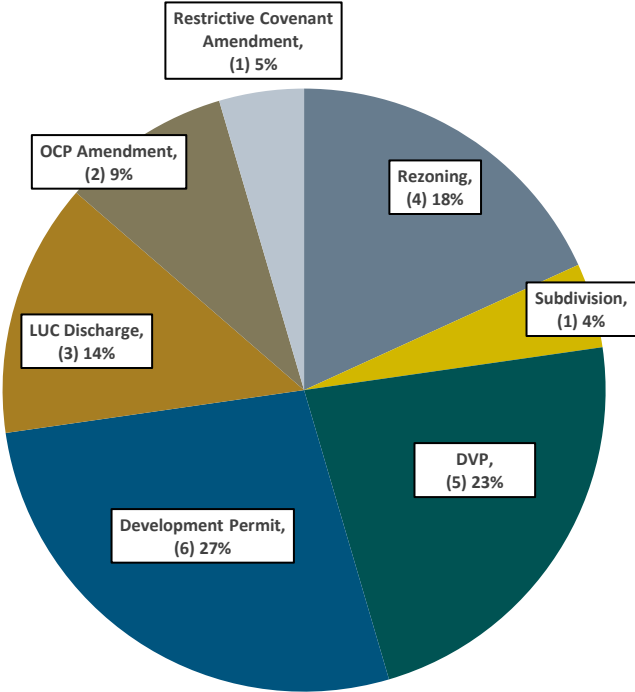
## OTHER (SIGN PERMITS, PLUMBING PERMITS, DEMOLITION PERMITS, ETC.)

PERMITS ISSUED
46

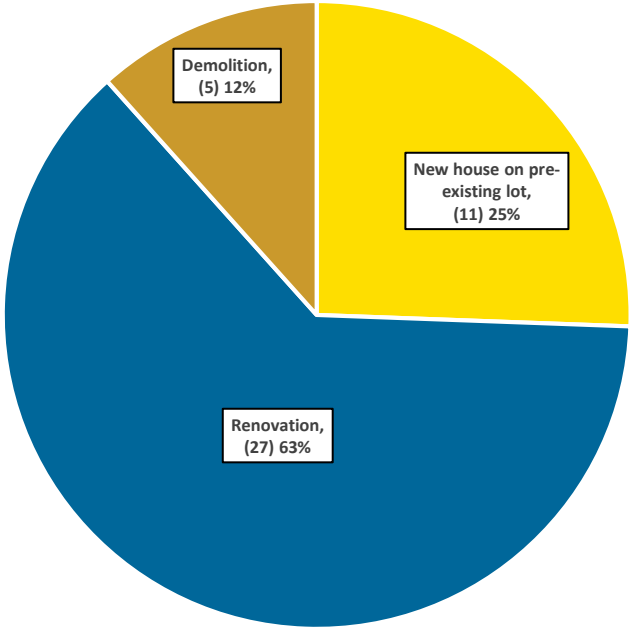
<sup>1</sup> Includes Regional Growth Strategy and Official Community Plan Amendments, Rezoning, Development Variance Permit, Development Permit, Temporary Use Permit, ALC Applications, Heritage, Subdivision, Board of Variance, etc.

<sup>2</sup> Building Permits issued includes new dwellings, renovations, additions and accessory structures for single detached lots and farmhouses

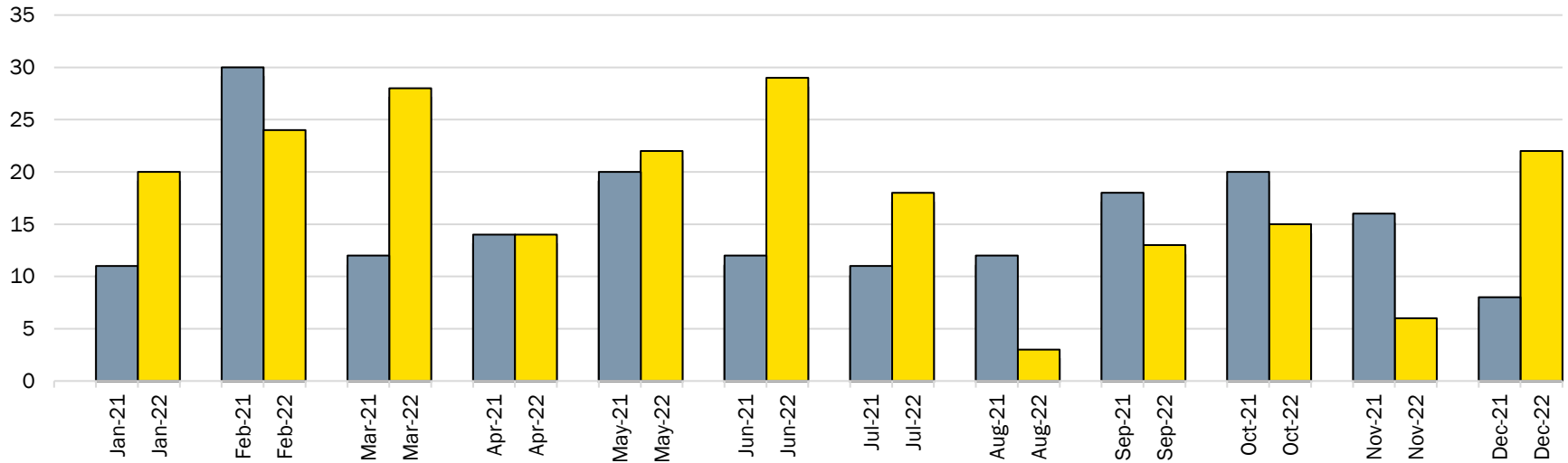
### Land Development Applications December 2022



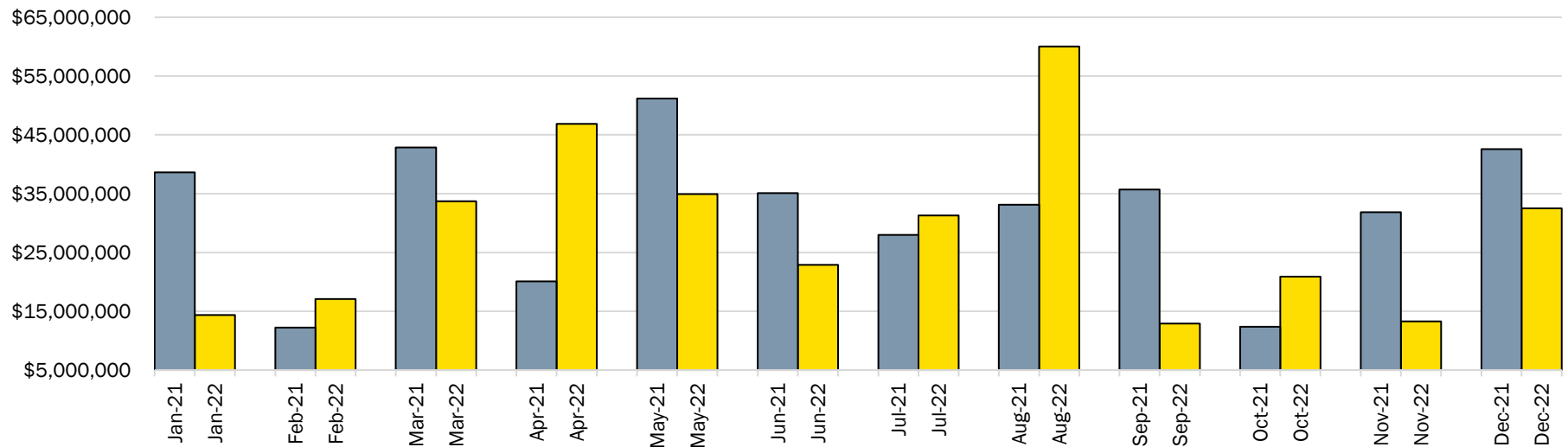
### Building Permit Applications Received Single Detached Residential December 2022



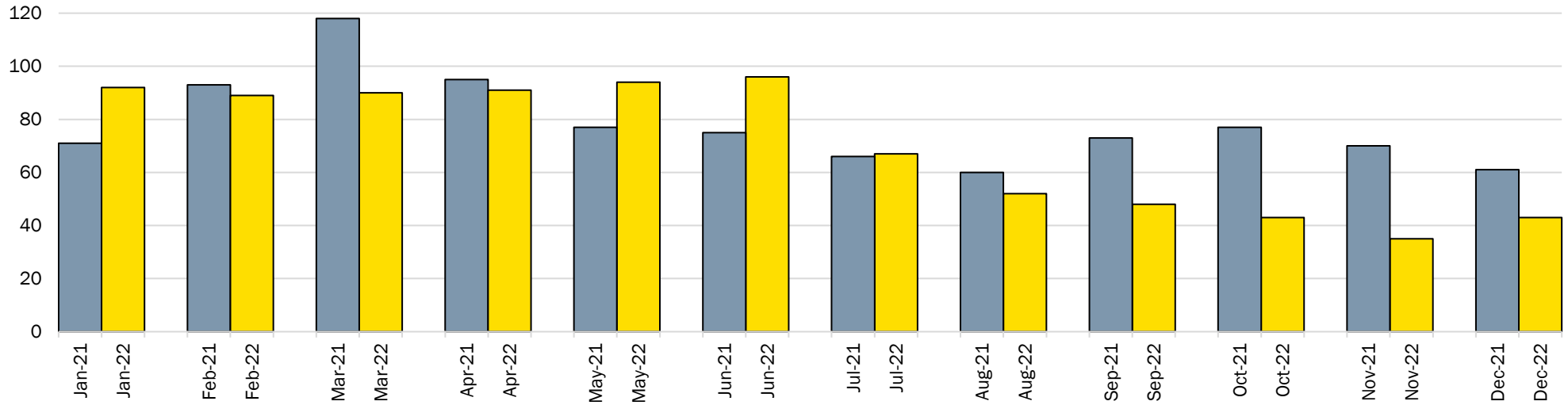
## Land Development Applications Received Comparison 2021 to 2022



## Total Construction Value of Building Permits Issued Comparison 2021 to 2022



## Single Detached Building Permit Applications Received Comparison 2021 to 2022



## Application Centre Inquiries Comparison 2021 to 2022

