

TOTALS SUMMARY

PRE-APPLICATION MEETING REQUESTS	LAND DEVELOPMENT APPLICATIONS ¹	APPLICATION CENTRE INQUIRIES
1	19	2,114
BUILDING PERMITS ISSUED	BUILDING INSPECTIONS COMPLETED	
188	1,108	



FINANCIAL SUMMARY

CONSTRUCTION VALUE OF BUILDING PERMITS	FEES COLLECTED – LAND DEVELOPMENT	FEES COLLECTED – PERMITS, ETC.
\$46,869,993	\$33,400	\$435,418



SINGLE DETACHED RESIDENTIAL

BUILDING PERMITS ISSUED ²	AUTHORIZED SECONDARY SUITES	LOTS CREATED BY SUBDIVISION (NET)
66	12	0



MULTI-UNIT RESIDENTIAL

BUILDING PERMITS ISSUED	NEW UNITS	ESTIMATED TOTAL NEW FLOOR AREA (FT ²)
5	30	56,223



COMMERCIAL, INDUSTRIAL AND INSTITUTIONAL

BUILDING PERMITS ISSUED	ESTIMATED TOTAL NEW FLOOR AREA (FT ²)
9	9,191



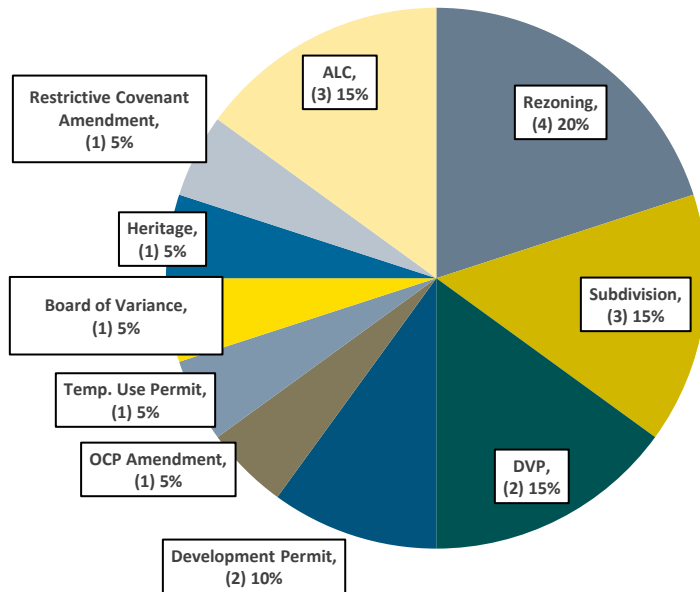
OTHER (SIGN PERMITS, PLUMBING PERMITS, DEMOLITION PERMITS, ETC.)

PERMITS ISSUED
108

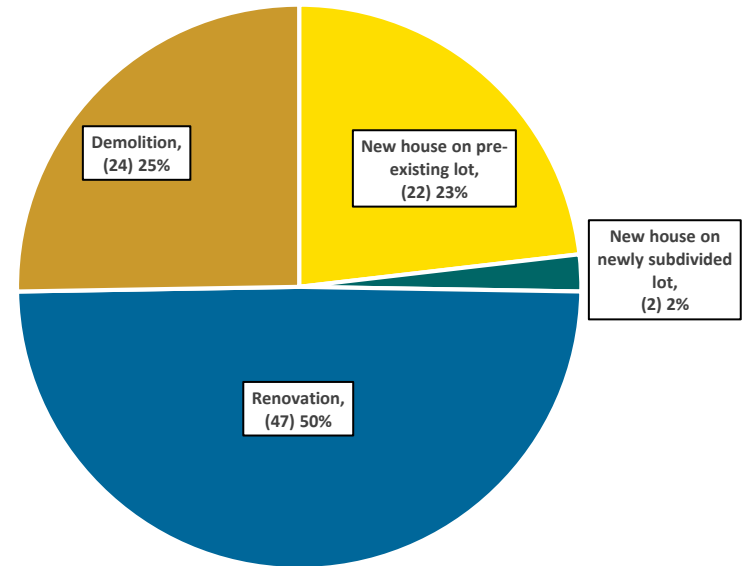
¹ Includes Regional Growth Strategy and Official Community Plan Amendments, Rezoning, Development Variance Permit, Development Permit, Temporary Use Permit, ALC Applications, Heritage, Subdivision, Board of Variance, etc.

² Building Permits issued includes new dwellings, renovations, additions and accessory structures for single detached lots and farmhouses

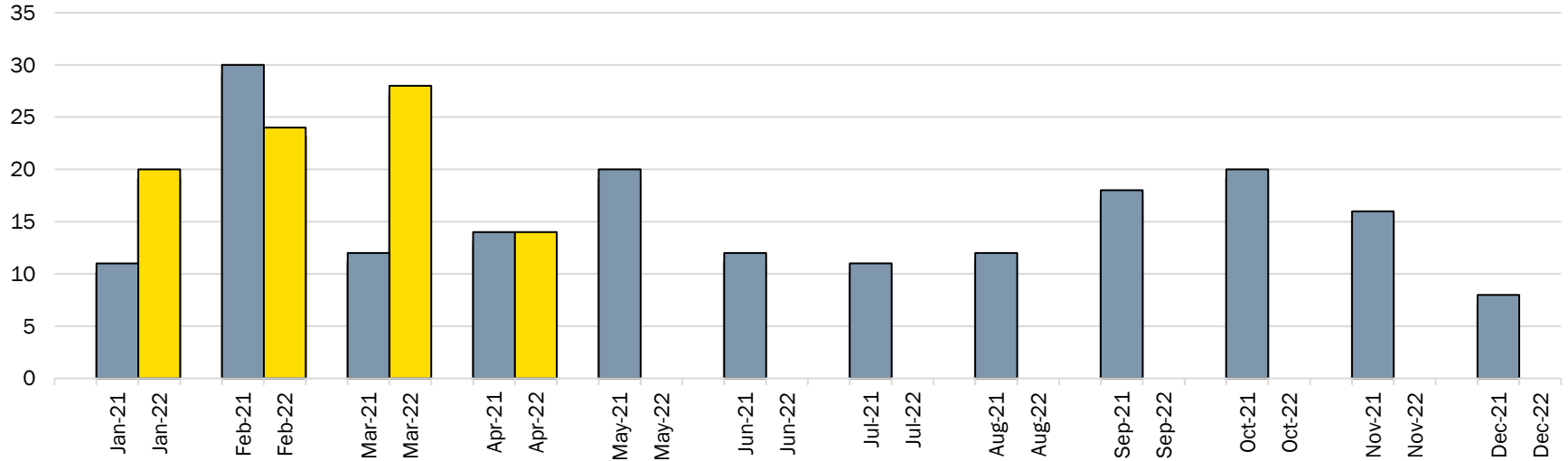
Land Development Applications April 2022



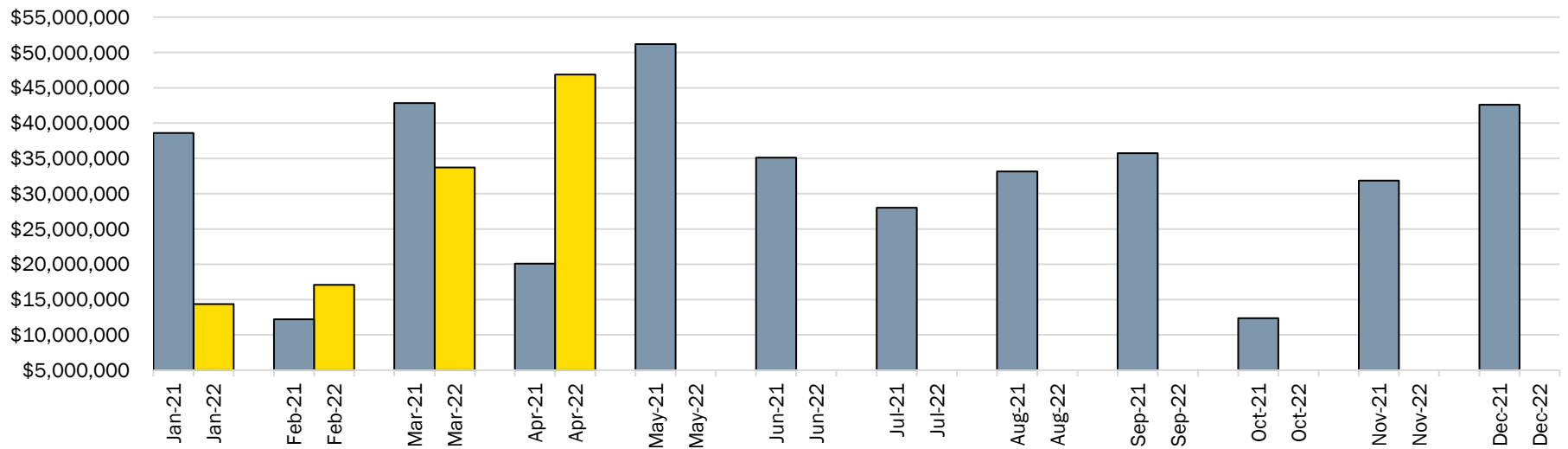
Building Permit Applications Single Detached Residential April 2022



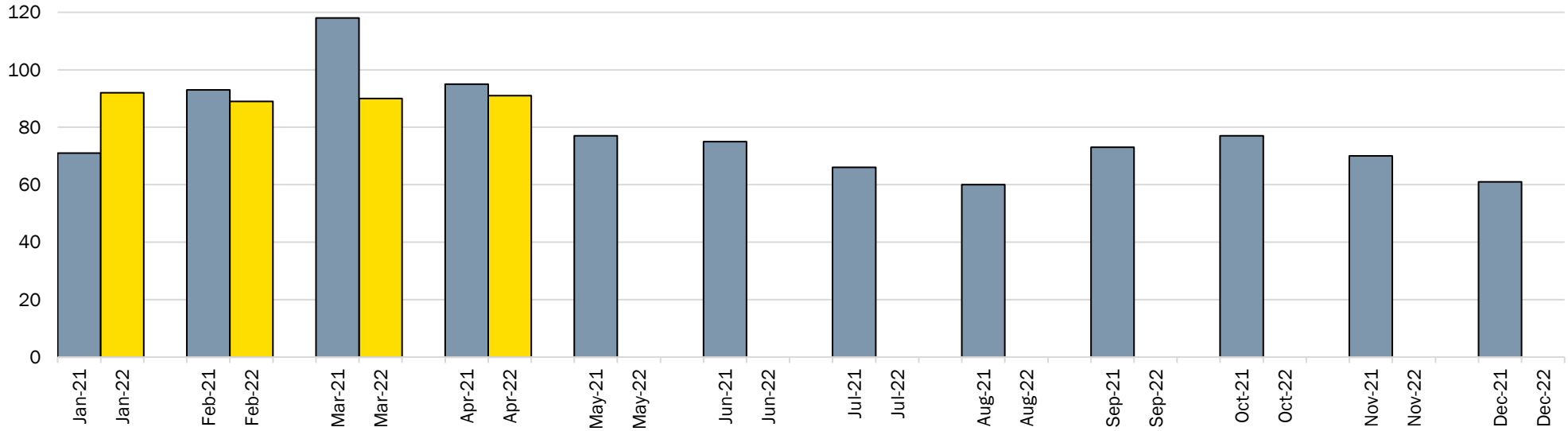
Land Development Applications Received Comparison 2021 to 2022



Total Construction Value of Building Permits Issued Comparison 2021 to 2022



Single Detached Building Permit Applications Received Comparison 2021 to 2022



Application Centre Inquiries Comparison 2021 to 2022

