

CP&D Monthly Highlights – July 2022

TOTALS SUMMARY

PRE-APPLICATION MEETING REQUESTS	LAND DEVELOPMENT APPLICATIONS ¹	APPLICATION CENTRE INQUIRIES
3	32	1,594
BUILDING PERMITS ISSUED	BUILDING INSPECTIONS COMPLETED	
174	995	



FINANCIAL SUMMARY

CONSTRUCTION VALUE OF BUILDING PERMITS	FEES COLLECTED – LAND DEVELOPMENT	FEES COLLECTED – PERMITS, ETC.
31,291,925	\$38,445	\$295,763



SINGLE DETACHED RESIDENTIAL

BUILDING PERMITS ISSUED ²	AUTHORIZED SECONDARY SUITES	LOTS CREATED BY SUBDIVISION (NET)
74	13	1



MULTI-UNIT RESIDENTIAL

BUILDING PERMITS ISSUED ³	NEW UNITS	ESTIMATED TOTAL NEW FLOOR AREA (FT ²)
1	0	0



COMMERCIAL, INDUSTRIAL AND INSTITUTIONAL

BUILDING PERMITS ISSUED	ESTIMATED TOTAL NEW FLOOR AREA (FT ²)
14	1,552



OTHER (SIGN PERMITS, PLUMBING PERMITS, DEMOLITION PERMITS, ETC.)

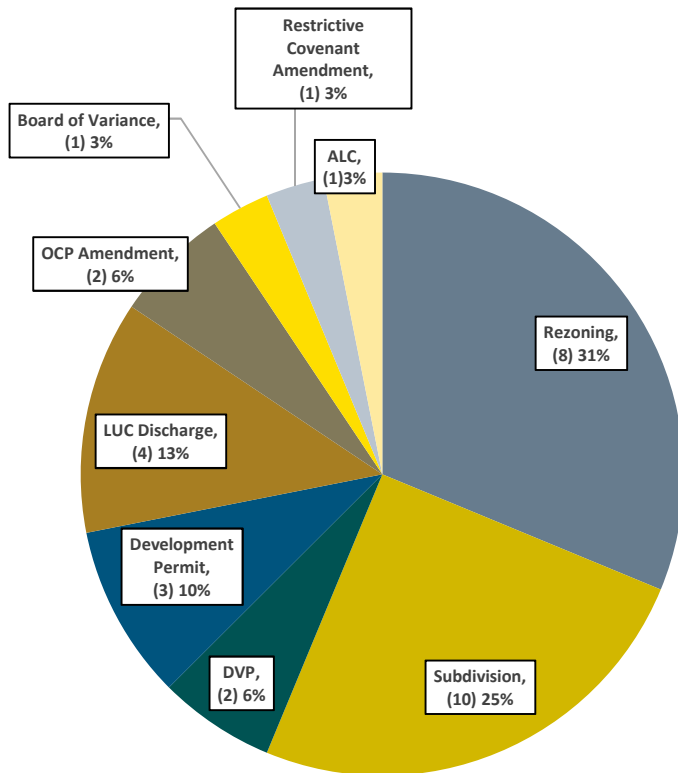
PERMITS ISSUED
85

¹ Includes Regional Growth Strategy and Official Community Plan Amendments, Rezoning, Development Variance Permit, Development Permit, Temporary Use Permit, ALC Applications, Heritage, Subdivision, Board of Variance, etc.

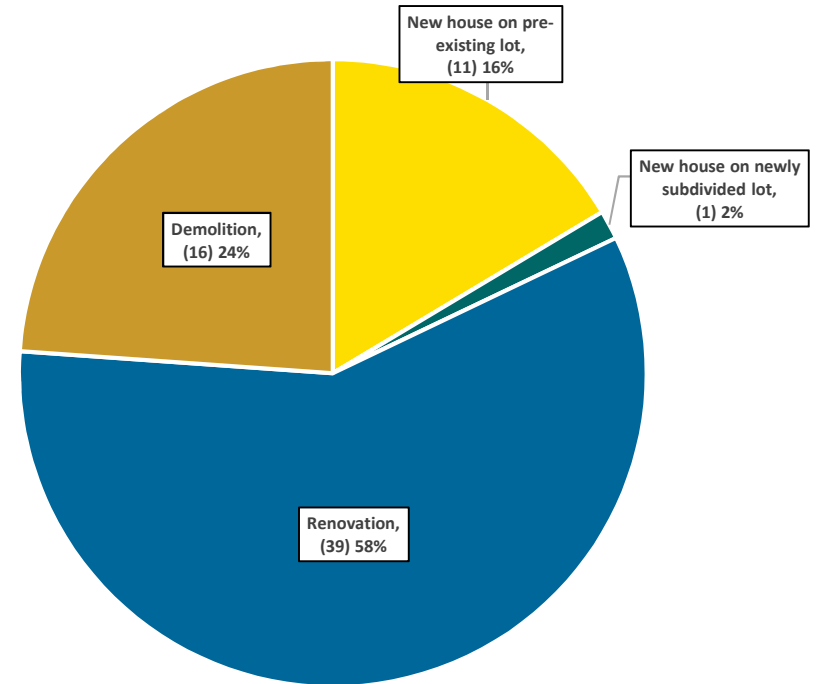
² Building Permits issued includes new dwellings, renovations, additions and accessory structures for single detached lots and farmhouses

³ Multi-Unit Residential Building Permit issued was for an exterior renovation. No new floor area or residential units created.

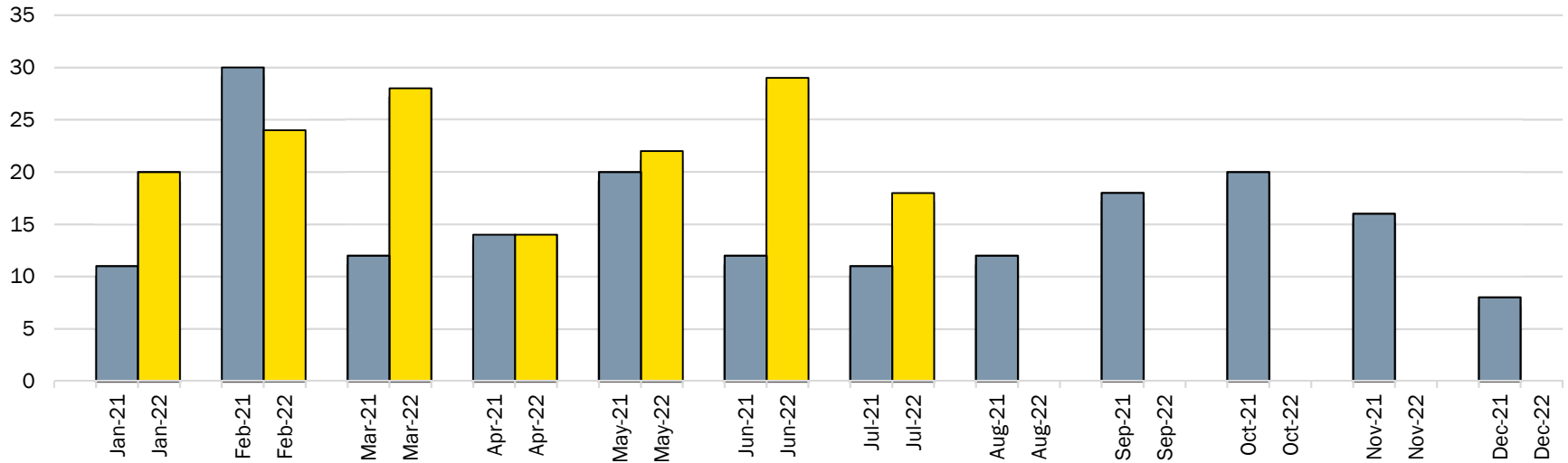
Land Development Applications July 2022



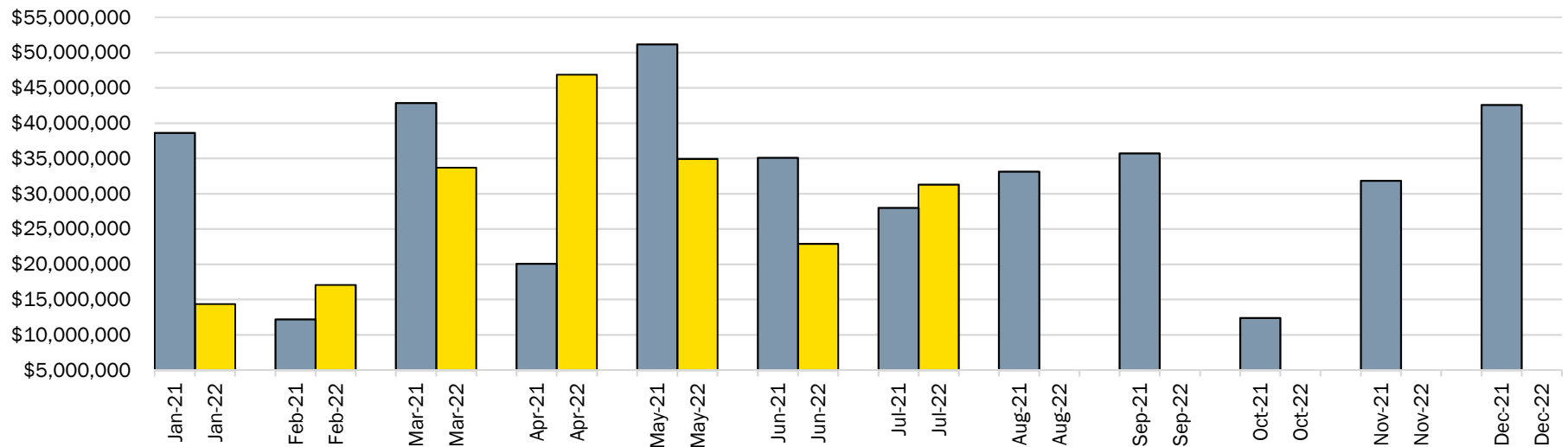
Building Permit Applications Received Single Detached Residential July 2022



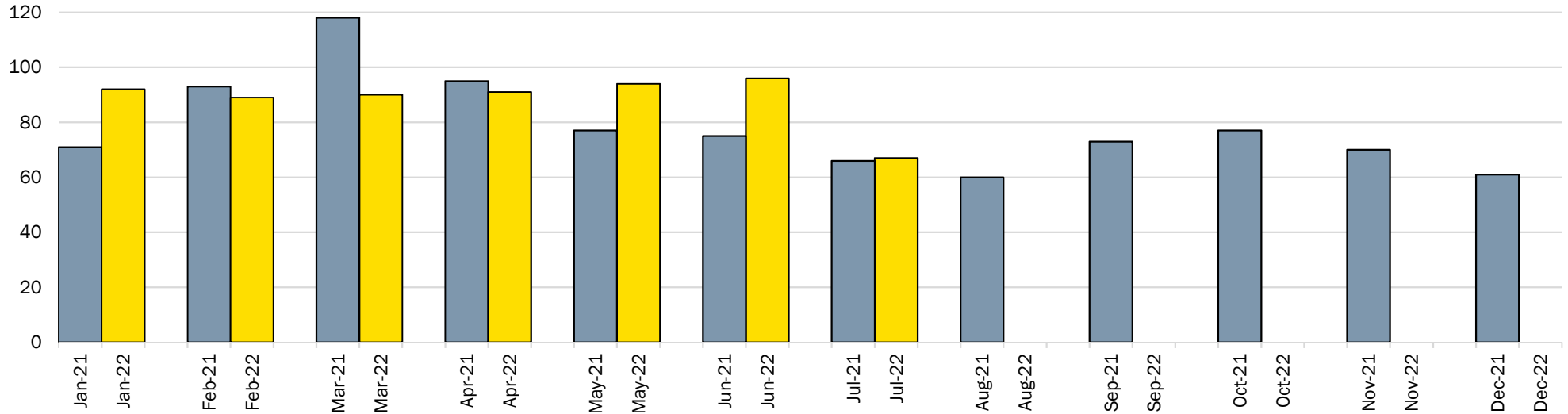
Land Development Applications Received Comparison 2021 to 2022



Total Construction Value of Building Permits Issued Comparison 2021 to 2022



Single Detached Building Permit Applications Received Comparison 2021 to 2022



Application Centre Inquiries Comparison 2021 to 2022

