

# CP&D Monthly Highlights – August 2022

## TOTALS SUMMARY

PRE-APPLICATION MEETING REQUESTS	LAND DEVELOPMENT APPLICATIONS <sup>1</sup>	APPLICATION CENTRE INQUIRIES
1	4	1,724
BUILDING PERMITS ISSUED	BUILDING INSPECTIONS COMPLETED	
171	1,119	



## FINANCIAL SUMMARY

CONSTRUCTION VALUE OF BUILDING PERMITS	FEES COLLECTED – LAND DEVELOPMENT	FEES COLLECTED – PERMITS, ETC.
60,031,397	\$46,838	\$475,502



## SINGLE DETACHED RESIDENTIAL

BUILDING PERMITS ISSUED <sup>2</sup>	AUTHORIZED SECONDARY SUITES	LOTS CREATED BY SUBDIVISION (NET)
70	24	1



## MULTI-UNIT RESIDENTIAL

BUILDING PERMITS ISSUED	NEW UNITS	ESTIMATED TOTAL NEW FLOOR AREA (FT <sup>2</sup> )
1	130	103,646



## COMMERCIAL, INDUSTRIAL AND INSTITUTIONAL

BUILDING PERMITS ISSUED	ESTIMATED TOTAL NEW FLOOR AREA (FT <sup>2</sup> )
10	12,330



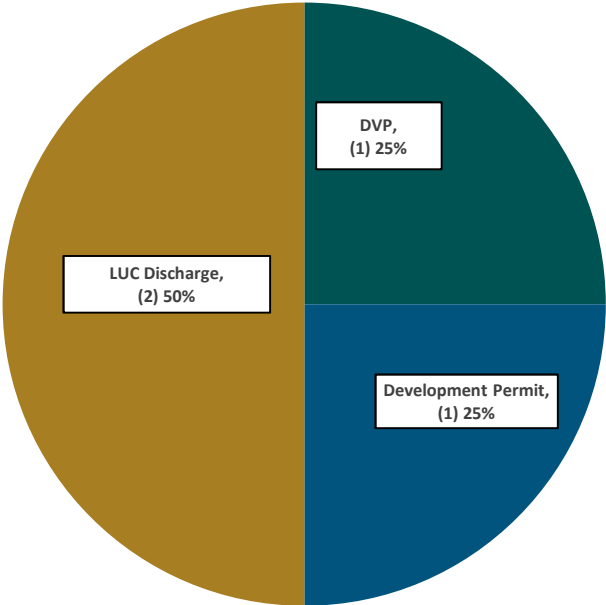
## OTHER (SIGN PERMITS, PLUMBING PERMITS, DEMOLITION PERMITS, ETC.)

PERMITS ISSUED
90

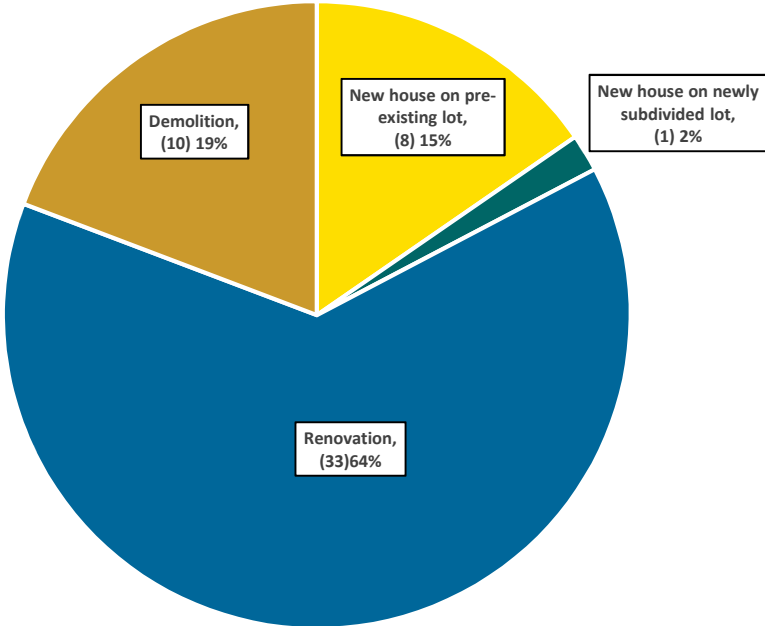
<sup>1</sup> Includes Regional Growth Strategy and Official Community Plan Amendments, Rezoning, Development Variance Permit, Development Permit, Temporary Use Permit, ALC Applications, Heritage, Subdivision, Board of Variance, etc.

<sup>2</sup> Building Permits issued includes new dwellings, renovations, additions and accessory structures for single detached lots and farmhouses

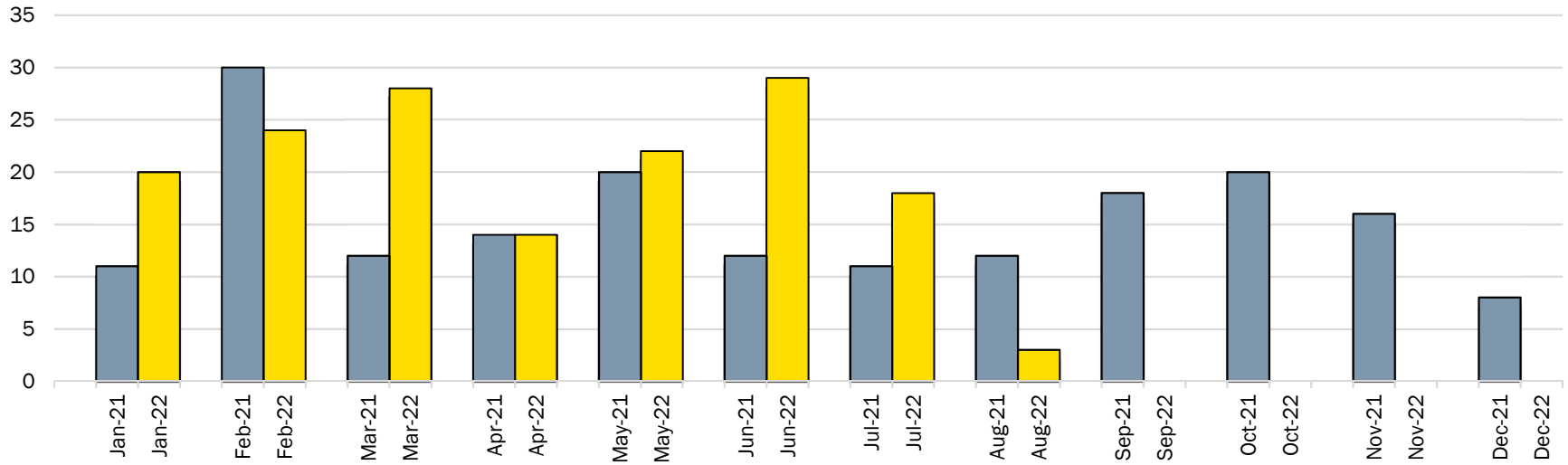
## Land Development Applications August 2022



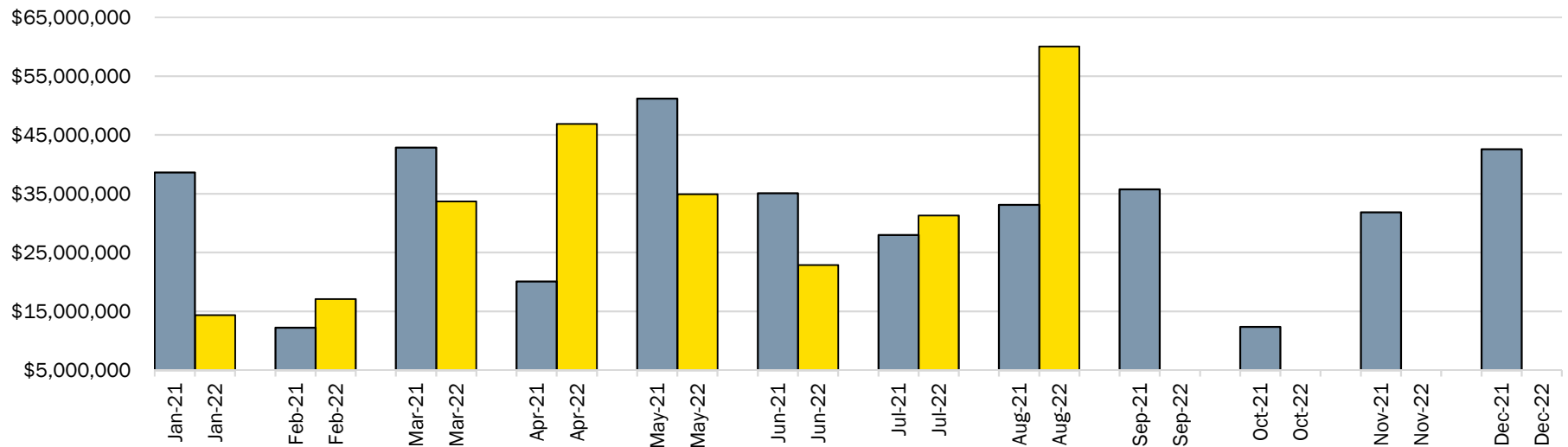
## Building Permit Applications Received Single Detached Residential August 2022



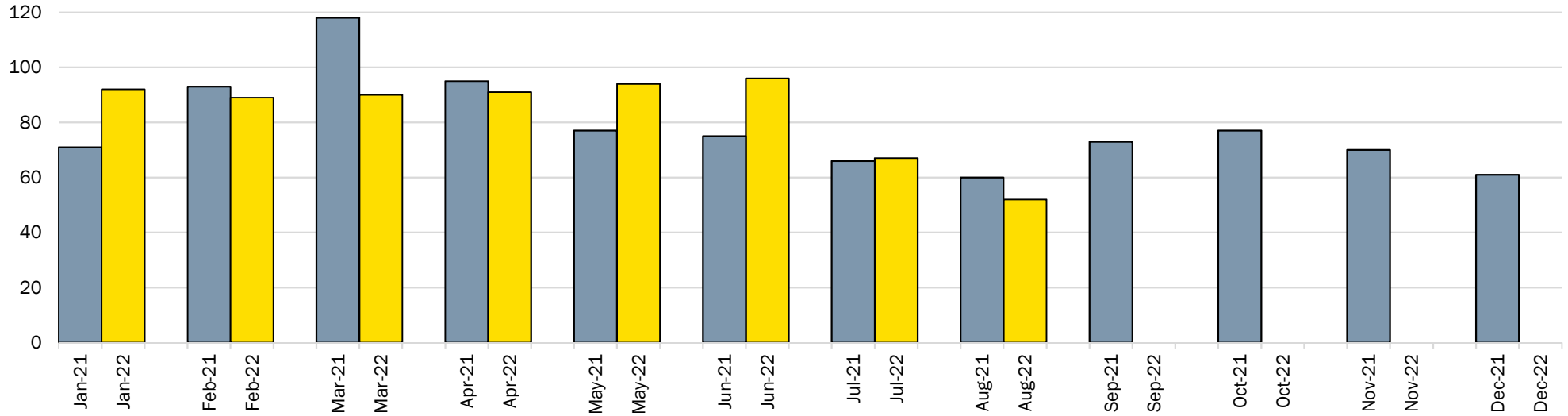
## Land Development Applications Received Comparison 2021 to 2022



## Total Construction Value of Building Permits Issued Comparison 2021 to 2022



## Single Detached Building Permit Applications Received Comparison 2021 to 2022



## Application Centre Inquiries Comparison 2021 to 2022

