







# NORTH DELTA

## 2022 SNOW AND ICE CONTROL ROUTE MAP

**NOTES:**

-  FIRST PRIORITY (137.69 km)
-  SECOND PRIORITY (23.26 km)  
(includes school bus routes)
-  SCHOOL LOCATION
-  LIBRARY
-  RECREATIONAL CENTRE
-  SENIOR'S CENTRE

