

# CP&D Monthly Highlights – January 2023



## TOTALS SUMMARY

PRE-APPLICATION MEETING REQUESTS	LAND DEVELOPMENT APPLICATIONS <sup>1</sup>	APPLICATION CENTRE INQUIRIES
1	7	1,606
BUILDING PERMITS ISSUED	BUILDING INSPECTIONS COMPLETED	
110	1,130	



## FINANCIAL SUMMARY

CONSTRUCTION VALUE OF BUILDING PERMITS	FEES COLLECTED – LAND DEVELOPMENT	FEES COLLECTED – PERMITS, ETC.
11,848,519	15,422	153,693



## SINGLE DETACHED RESIDENTIAL

BUILDING PERMITS ISSUED <sup>2</sup>	AUTHORIZED SECONDARY SUITES	LOTS CREATED BY SUBDIVISION (NET)
33	19	2



## MULTI-UNIT RESIDENTIAL

BUILDING PERMITS ISSUED	NEW UNITS	ESTIMATED TOTAL NEW FLOOR AREA (FT <sup>2</sup> )
2	3	11,453



## COMMERCIAL, INDUSTRIAL AND INSTITUTIONAL

BUILDING PERMITS ISSUED	ESTIMATED TOTAL NEW FLOOR AREA (FT <sup>2</sup> )
4	1,977



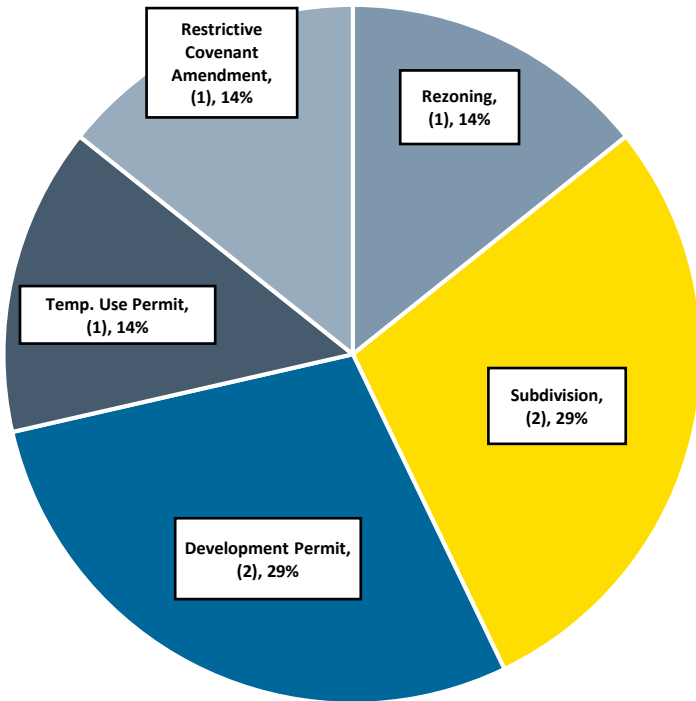
## OTHER (SIGN PERMITS, PLUMBING PERMITS, DEMOLITION PERMITS, ETC.)

PERMITS ISSUED
71

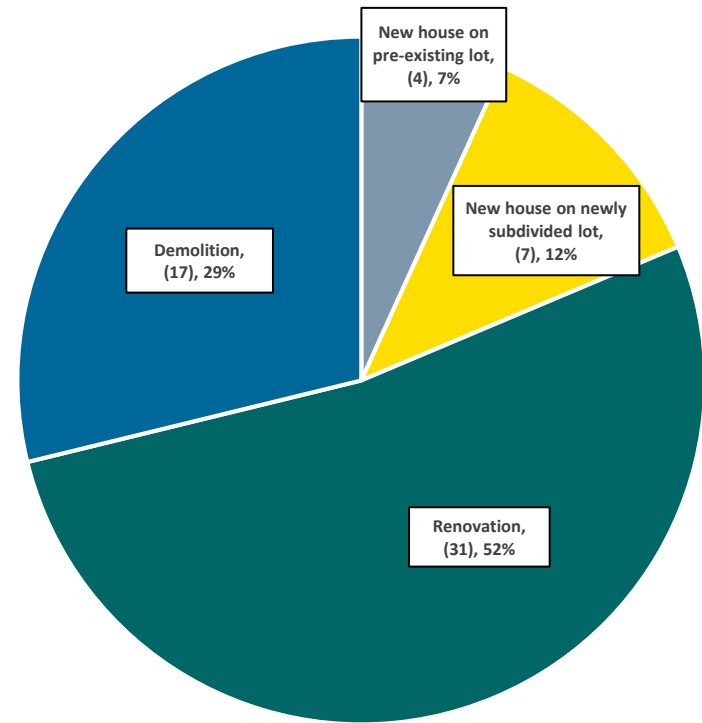
<sup>1</sup> Includes Regional Growth Strategy and Official Community Plan Amendments, Rezoning, Development Variance Permit, Development Permit, Temporary Use Permit, ALC Applications, Heritage, Subdivision, Board of Variance, etc.

<sup>2</sup> Building Permits issued includes new dwellings, renovations, additions and accessory structures for single detached lots and farmhouses

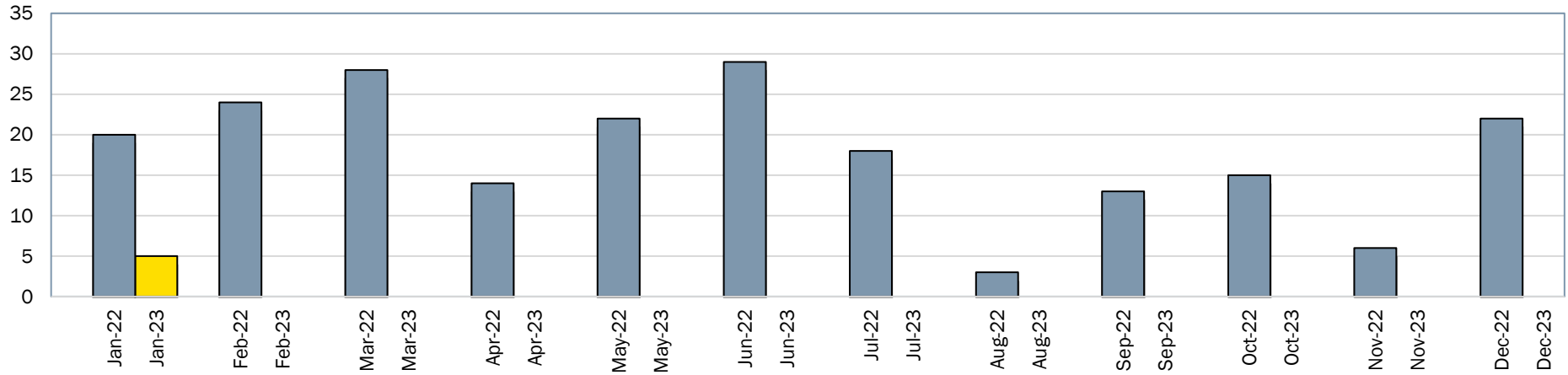
## Land Development Applications January 2023



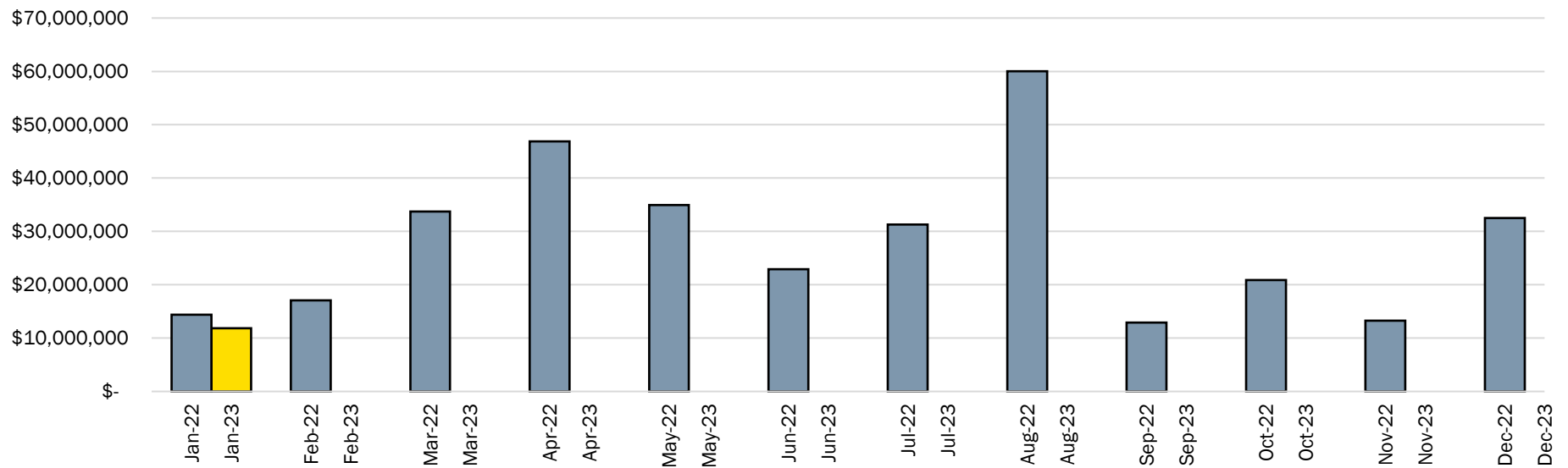
## Building Permit Applications Received Single Detached Residential January 2023



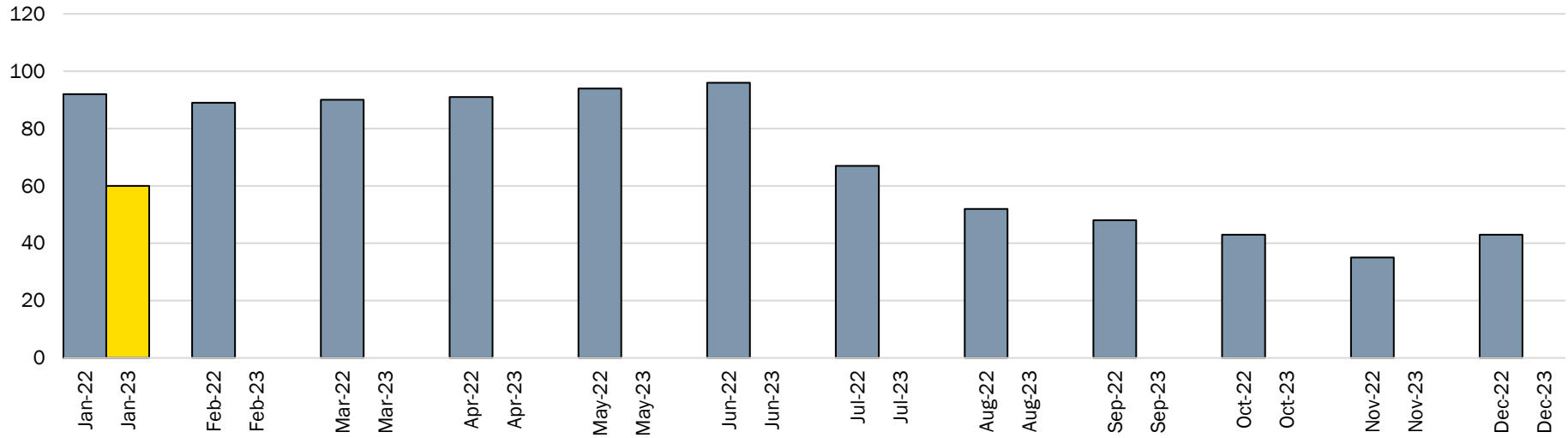
## Land Development Applications Received Comparison 2022 to 2023



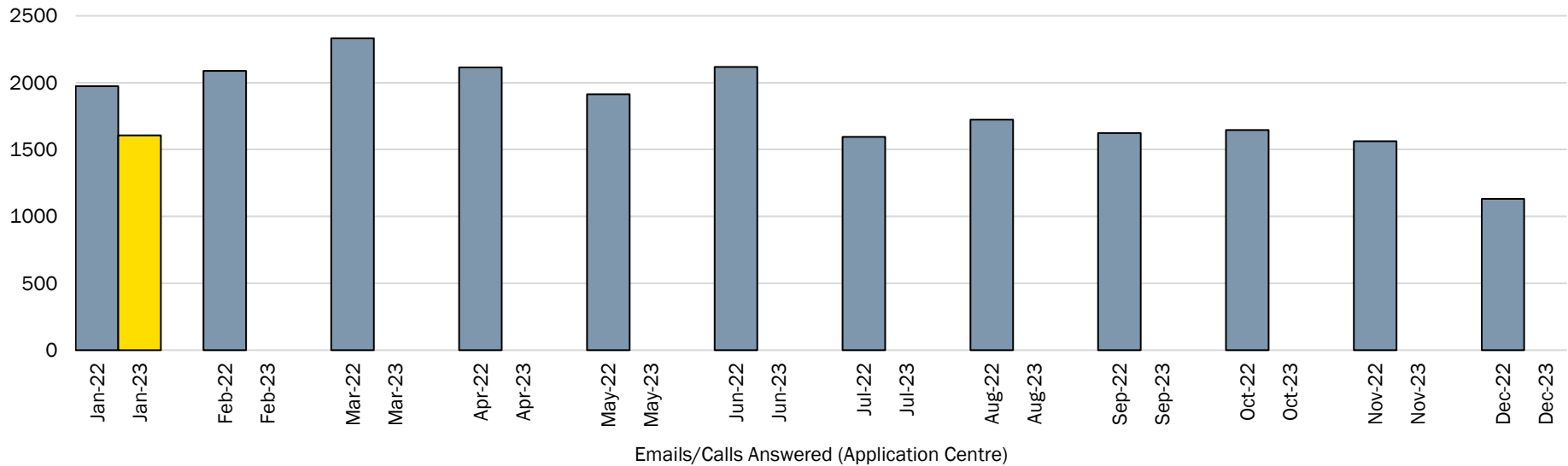
## Total Construction Value of Building Permits Issued Comparison 2022 to 2023



## Single Detached Building Permit Applications Received Comparison 2022 to 2023



## Application Centre Inquiries Comparison 2022 to 2023



# CP&D Monthly Highlights – February 2023



## TOTALS SUMMARY

PRE-APPLICATION MEETING REQUESTS	LAND DEVELOPMENT APPLICATIONS <sup>1</sup>	APPLICATION CENTRE INQUIRIES
0	24	1,438
BUILDING PERMITS ISSUED	BUILDING INSPECTIONS COMPLETED	
126	1,156	



## FINANCIAL SUMMARY

CONSTRUCTION VALUE OF BUILDING PERMITS	FEES COLLECTED – LAND DEVELOPMENT	FEES COLLECTED – PERMITS, ETC.
8,066,824	\$29,470	\$129,701



## SINGLE DETACHED RESIDENTIAL

BUILDING PERMITS ISSUED <sup>2</sup>	AUTHORIZED SECONDARY SUITES	LOTS CREATED BY SUBDIVISION (NET)
38	19	3



## MULTI-UNIT RESIDENTIAL

BUILDING PERMITS ISSUED	NEW UNITS	ESTIMATED TOTAL NEW FLOOR AREA (FT <sup>2</sup> )
1 <sup>3</sup>	0	0



## COMMERCIAL, INDUSTRIAL AND INSTITUTIONAL

BUILDING PERMITS ISSUED	ESTIMATED TOTAL NEW FLOOR AREA (FT <sup>2</sup> )
9	359



## OTHER (SIGN PERMITS, PLUMBING PERMITS, DEMOLITION PERMITS, ETC.)

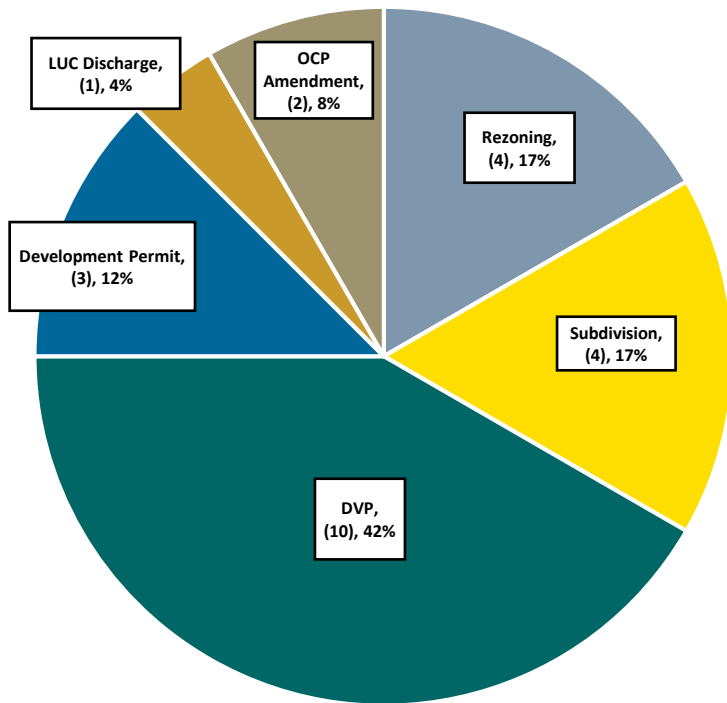
PERMITS ISSUED
78

<sup>1</sup> Includes Regional Growth Strategy and Official Community Plan Amendments, Rezoning, Development Variance Permit, Development Permit, Temporary Use Permit, ALC Applications, Heritage, Subdivision, Board of Variance, etc.

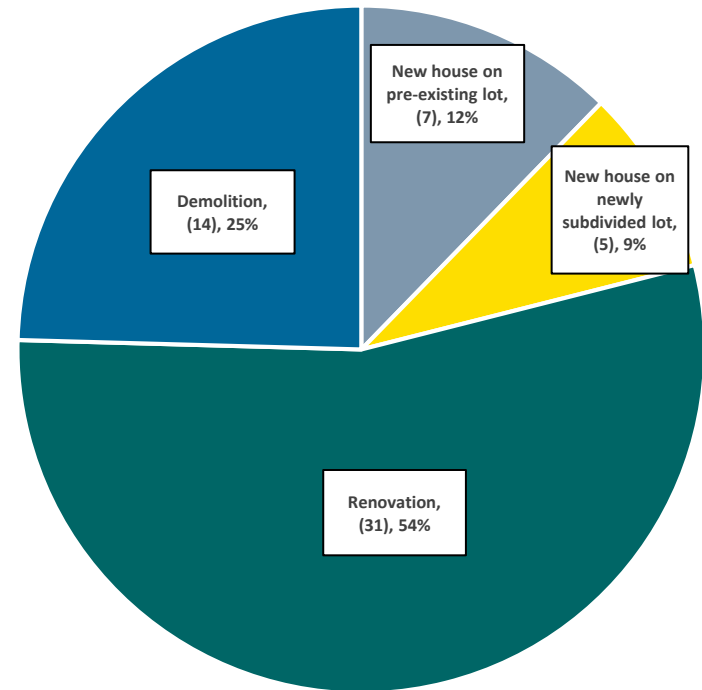
<sup>2</sup> Building Permits issued includes new dwellings, renovations, additions and accessory structures for single detached lots and farmhouses

<sup>3</sup> Building Permit issued was for an interior renovation to an existing apartment unit

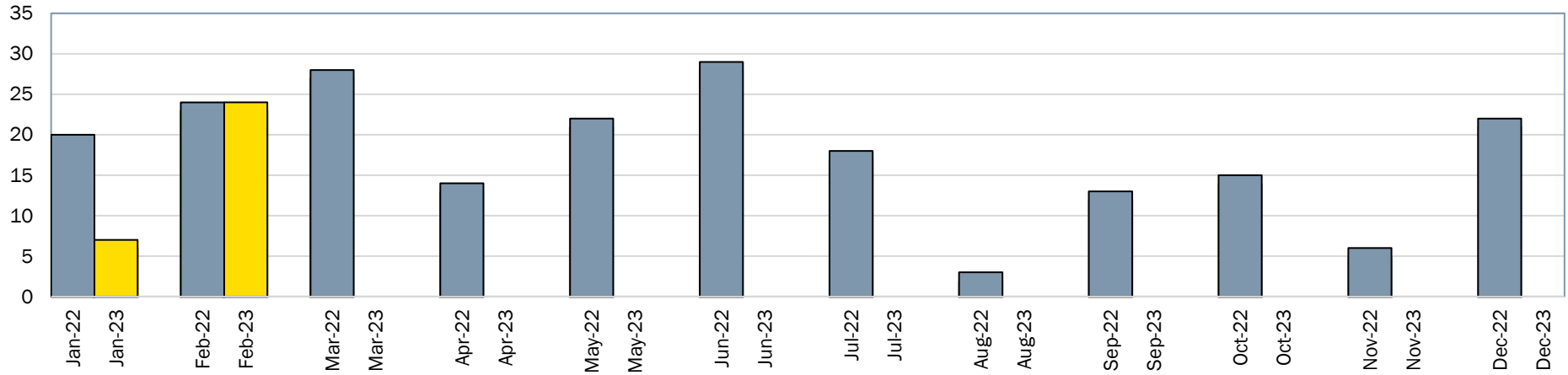
## Land Development Applications February 2023



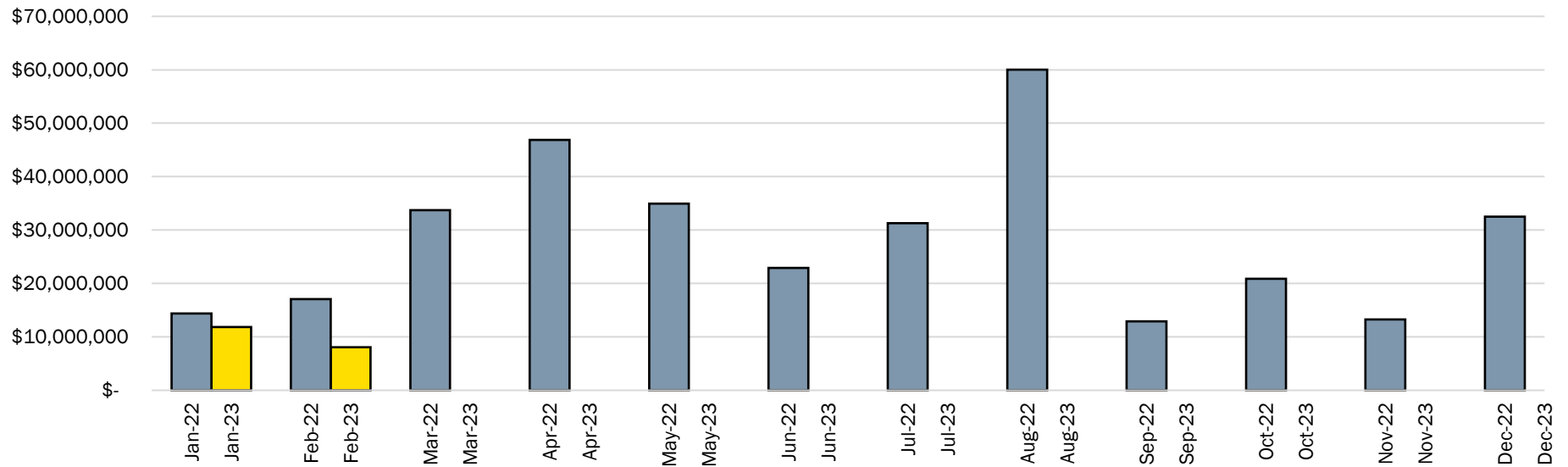
## Building Permit Applications Received Single Detached Residential February 2023



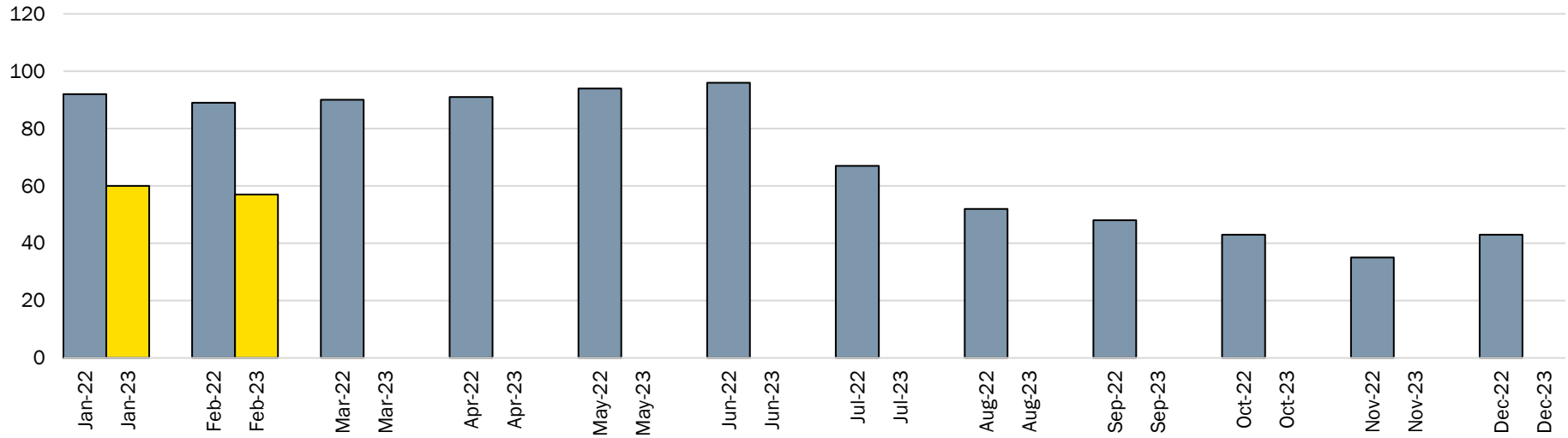
## Land Development Applications Received Comparison 2022 to 2023



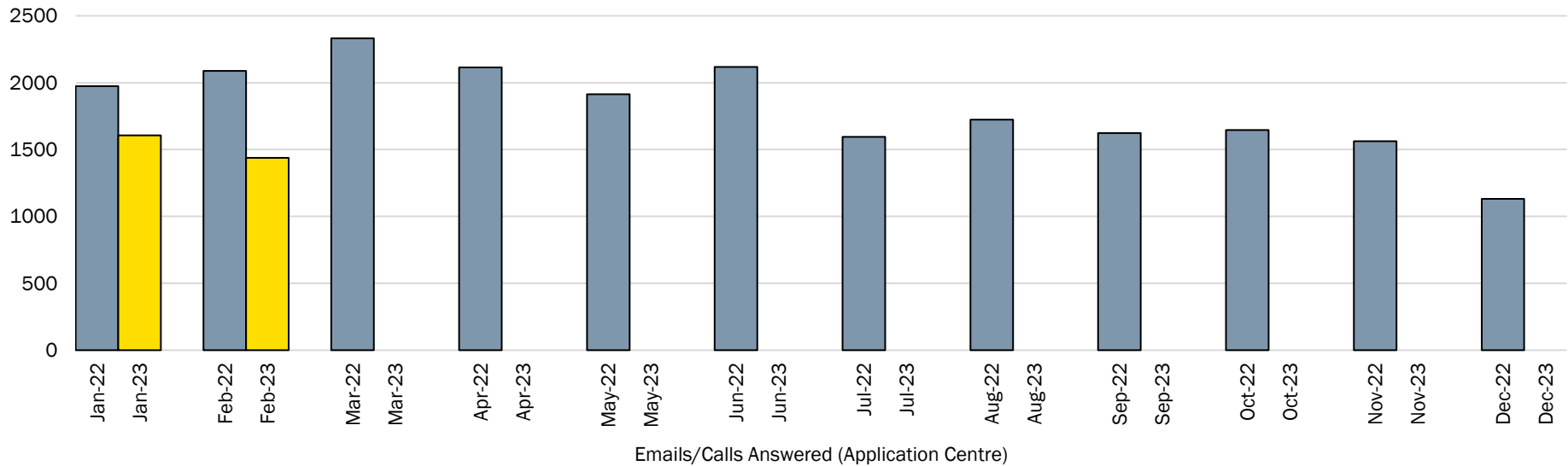
## Total Construction Value of Building Permits Issued Comparison 2022 to 2023



## Single Detached Building Permit Applications Received Comparison 2022 to 2023



## Application Centre Inquiries Comparison 2022 to 2023





# CP&D Monthly Highlights – March 2023



## TOTALS SUMMARY

PRE-APPLICATION MEETING REQUESTS	LAND DEVELOPMENT APPLICATIONS <sup>1</sup>	APPLICATION CENTRE INQUIRIES
3	9	1,630
BUILDING PERMITS ISSUED	BUILDING INSPECTIONS COMPLETED	
150	1,296	



## FINANCIAL SUMMARY

CONSTRUCTION VALUE OF BUILDING PERMITS	FEES COLLECTED – LAND DEVELOPMENT	FEES COLLECTED – PERMITS, ETC.
38,616,408	7,760	319,875



## SINGLE DETACHED RESIDENTIAL

BUILDING PERMITS ISSUED <sup>2</sup>	AUTHORIZED SECONDARY SUITES	LOTS CREATED BY SUBDIVISION (NET)
49	5	6



## MULTI-UNIT RESIDENTIAL

BUILDING PERMITS ISSUED	NEW UNITS	ESTIMATED TOTAL NEW FLOOR AREA (FT <sup>2</sup> )
11	16	35,765



## COMMERCIAL, INDUSTRIAL AND INSTITUTIONAL

BUILDING PERMITS ISSUED	ESTIMATED TOTAL NEW FLOOR AREA (FT <sup>2</sup> )
10	102,869



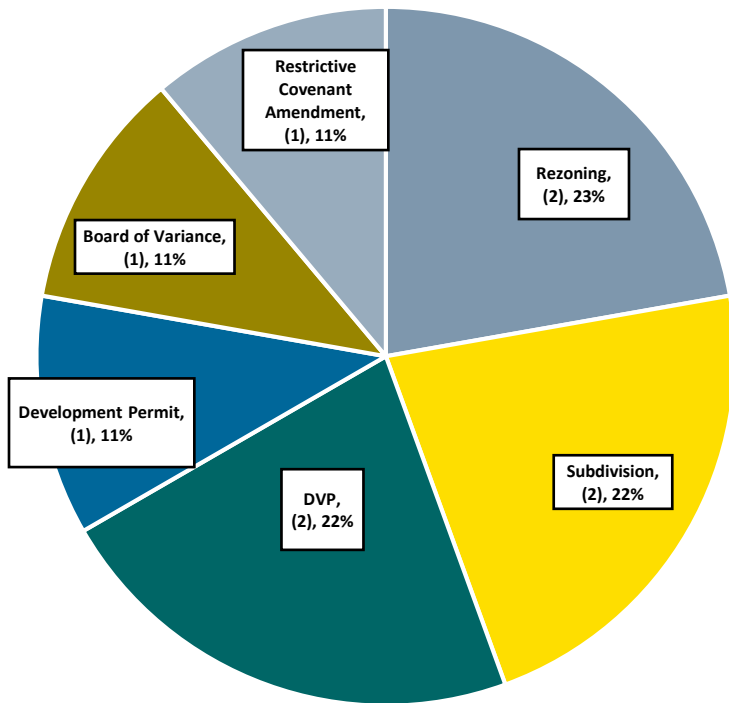
## OTHER (SIGN PERMITS, PLUMBING PERMITS, DEMOLITION PERMITS, ETC.)

PERMITS ISSUED
80

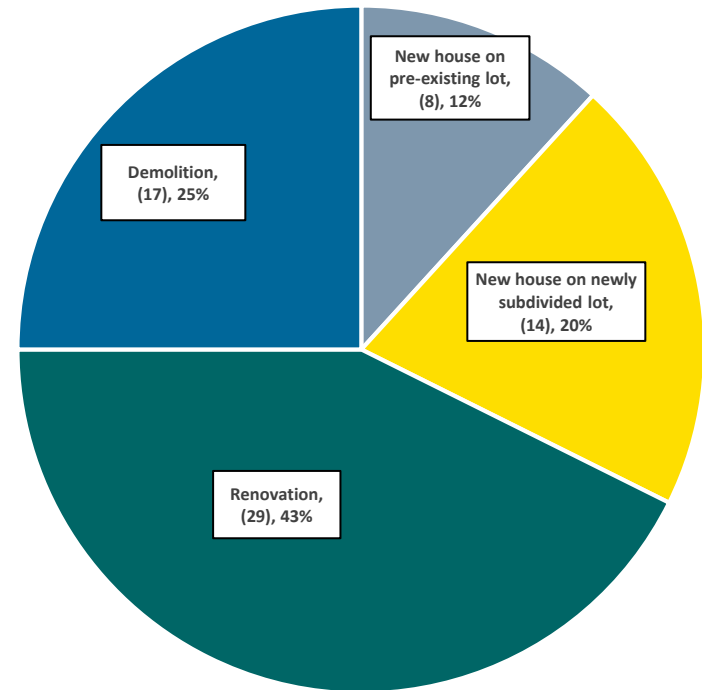
<sup>1</sup> Includes Regional Growth Strategy and Official Community Plan Amendments, Rezoning, Development Variance Permit, Development Permit, Temporary Use Permit, ALC Applications, Heritage, Subdivision, Board of Variance, etc.

<sup>2</sup> Building Permits issued includes new dwellings, renovations, additions and accessory structures for single detached lots and farmhouses

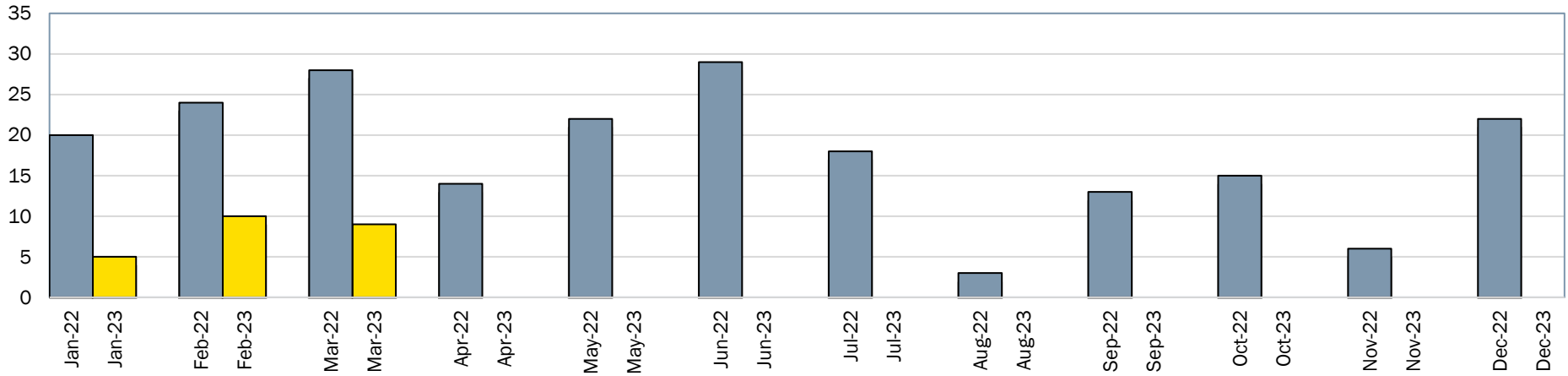
## Land Development Applications March 2023



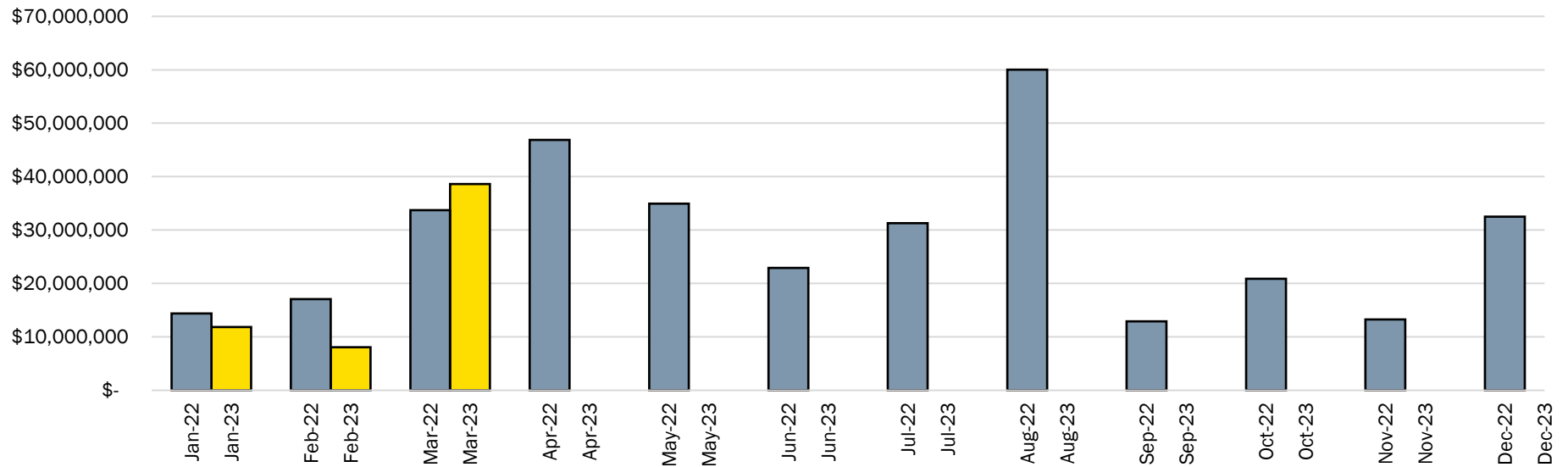
## Building Permit Applications Received Single Detached Residential March 2023



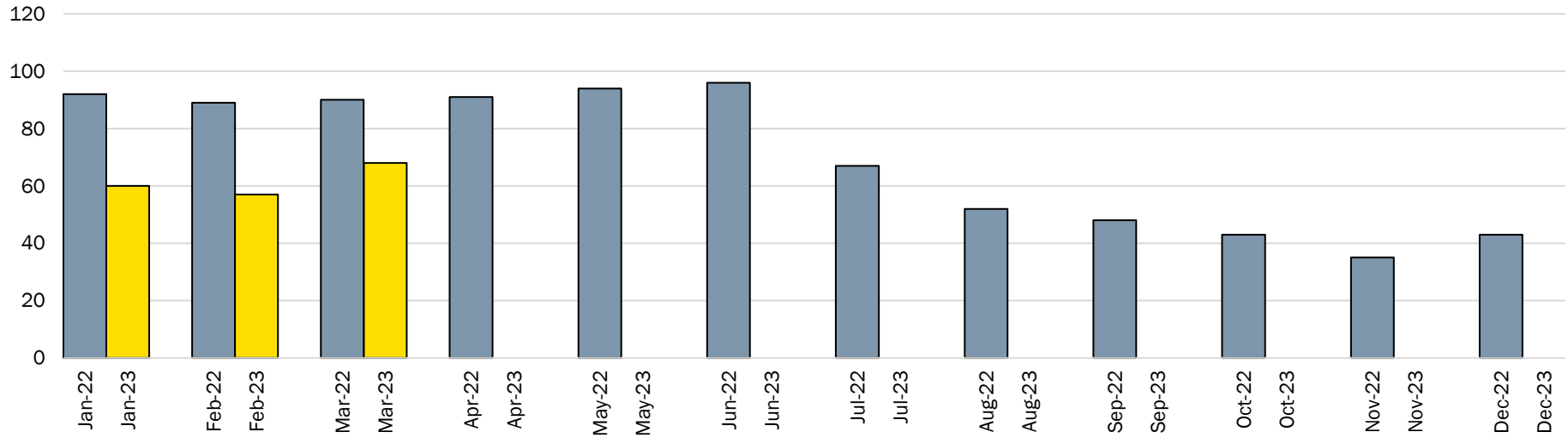
## Land Development Applications Received Comparison 2022 to 2023



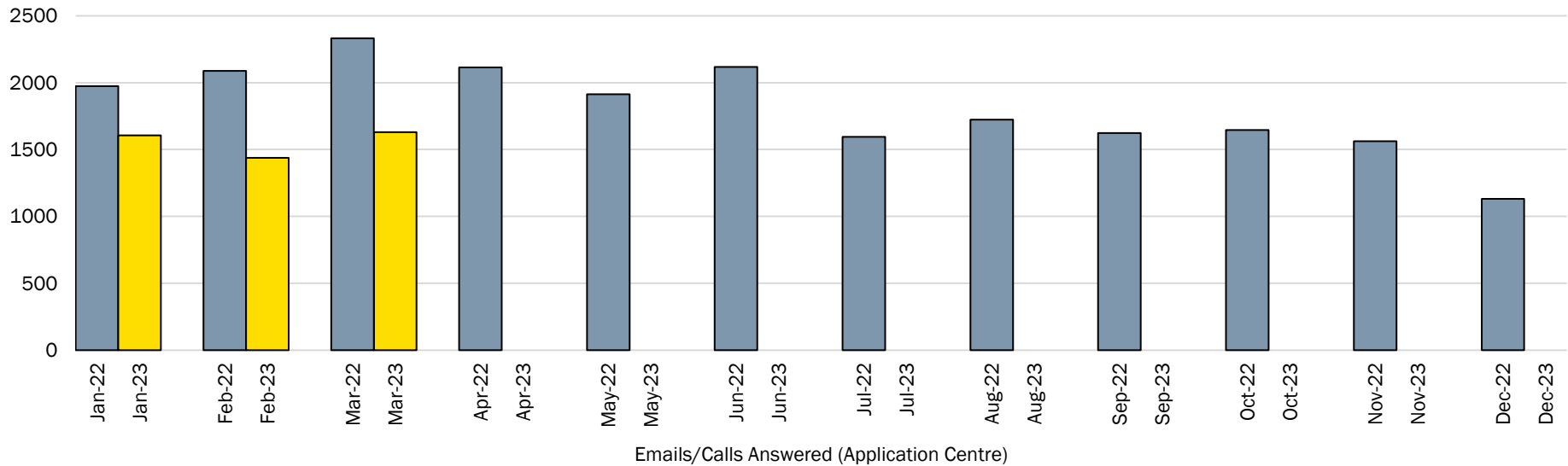
## Total Construction Value of Building Permits Issued Comparison 2022 to 2023



## Single Detached Building Permit Applications Received Comparison 2022 to 2023



## Application Centre Inquiries Comparison 2022 to 2023



# CP&D Monthly Highlights – April 2023

## TOTALS SUMMARY

PRE-APPLICATION MEETING REQUESTS	LAND DEVELOPMENT APPLICATIONS <sup>1</sup>	APPLICATION CENTRE INQUIRIES
0	19	1,535
BUILDING PERMITS ISSUED	BUILDING INSPECTIONS COMPLETED	
135	836	



## FINANCIAL SUMMARY

CONSTRUCTION VALUE OF BUILDING PERMITS	FEES COLLECTED – LAND DEVELOPMENT	FEES COLLECTED – PERMITS, ETC.
21,865,319	24,095	199,788



## SINGLE DETACHED RESIDENTIAL

BUILDING PERMITS ISSUED <sup>2</sup>	AUTHORIZED SECONDARY SUITES	LOTS CREATED BY SUBDIVISION (NET)
52	0	1



## MULTI-UNIT RESIDENTIAL

BUILDING PERMITS ISSUED	NEW UNITS	ESTIMATED TOTAL NEW FLOOR AREA (FT <sup>2</sup> )
0	0	0



## COMMERCIAL, INDUSTRIAL AND INSTITUTIONAL

BUILDING PERMITS ISSUED	ESTIMATED TOTAL NEW FLOOR AREA (FT <sup>2</sup> )
8	4,567



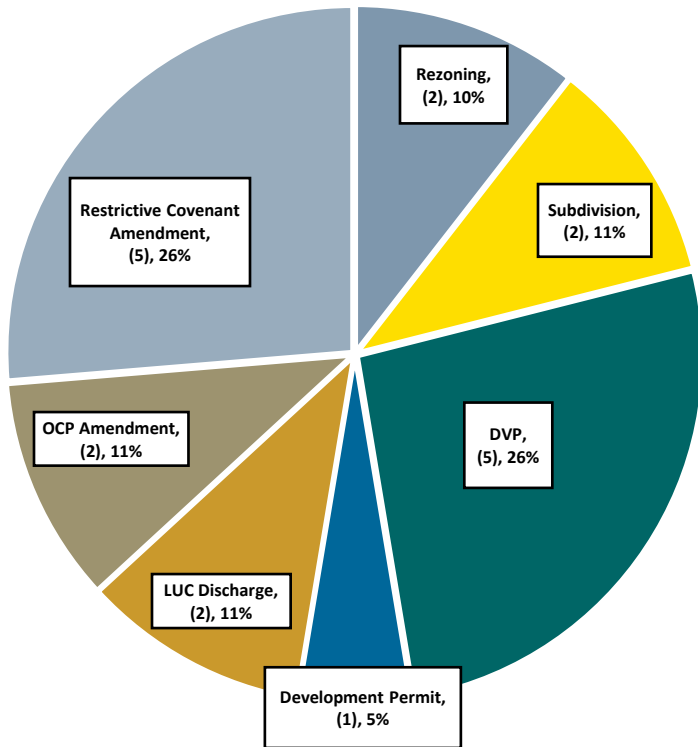
## OTHER (SIGN PERMITS, PLUMBING PERMITS, DEMOLITION PERMITS, ETC.)

PERMITS ISSUED
75

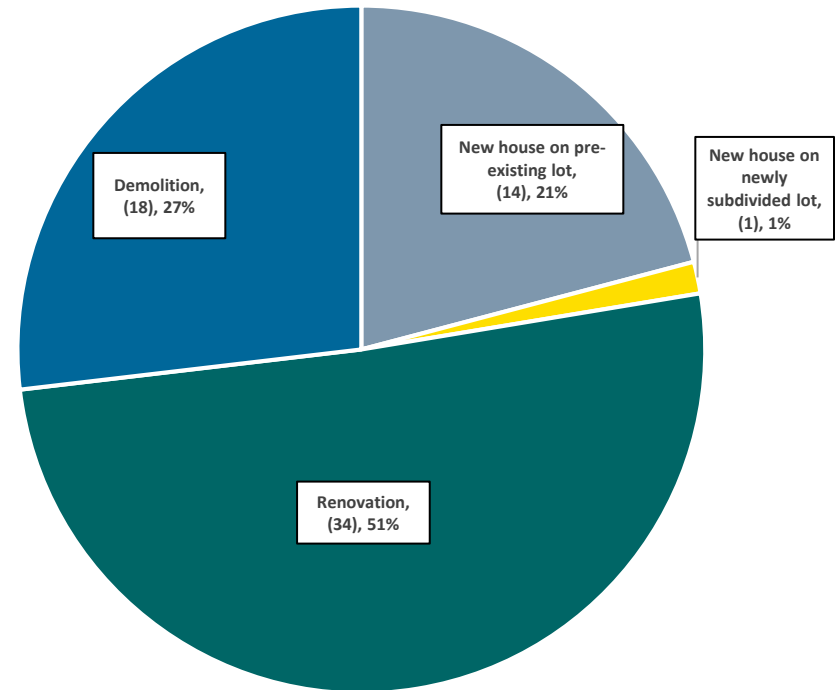
<sup>1</sup> Includes Regional Growth Strategy and Official Community Plan Amendments, Rezoning, Development Variance Permit, Development Permit, Temporary Use Permit, ALC Applications, Heritage, Subdivision, Board of Variance, etc.

<sup>2</sup> Building Permits issued includes new dwellings, renovations, additions and accessory structures for single detached lots and farmhouses

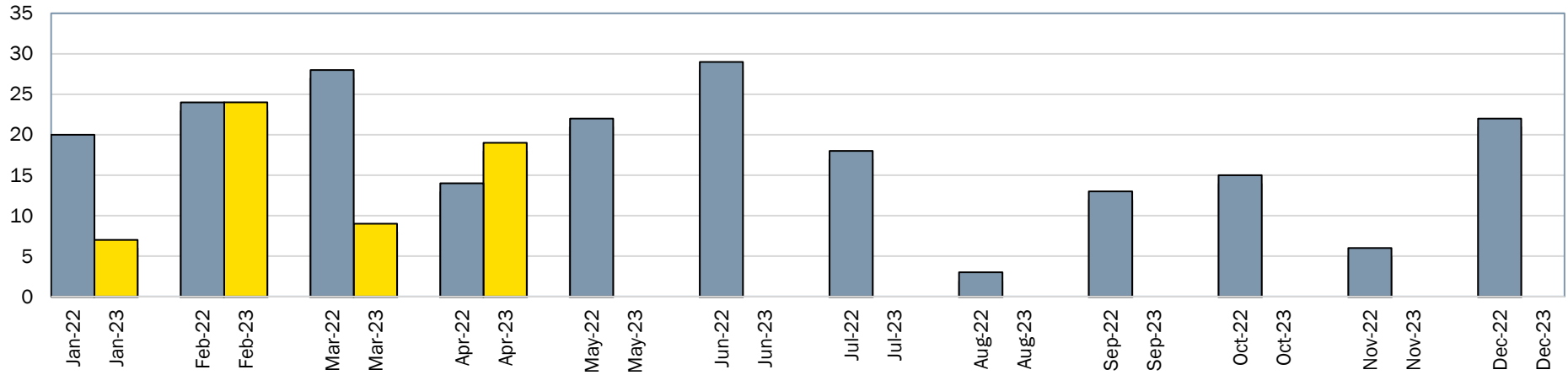
## Land Development Applications April 2023



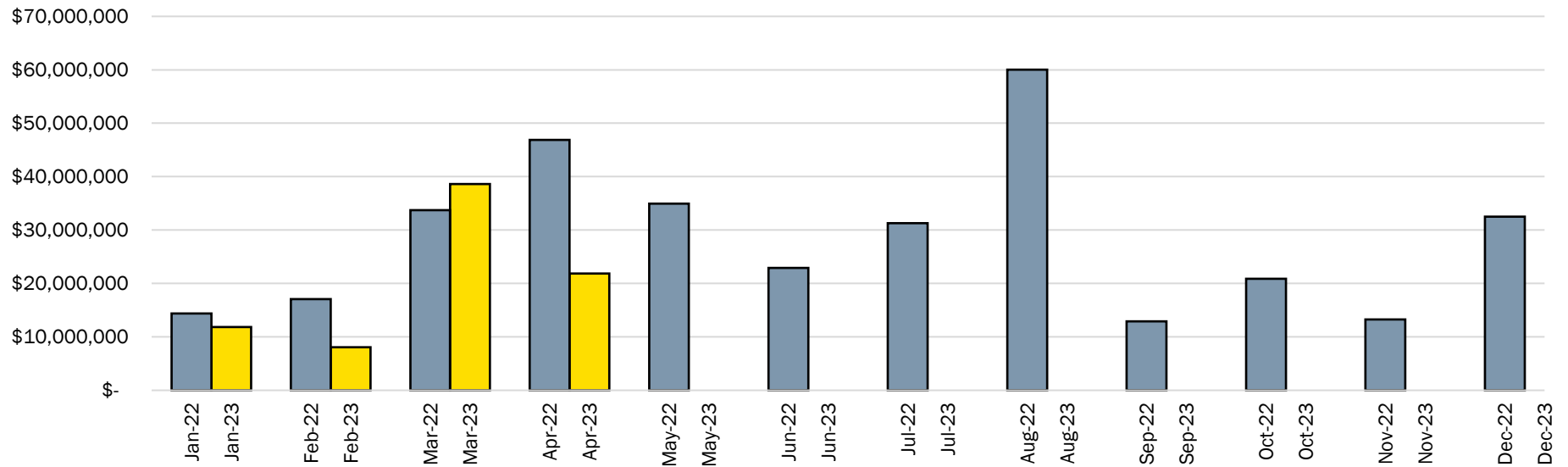
## Building Permit Applications Received Single Detached Residential April 2023



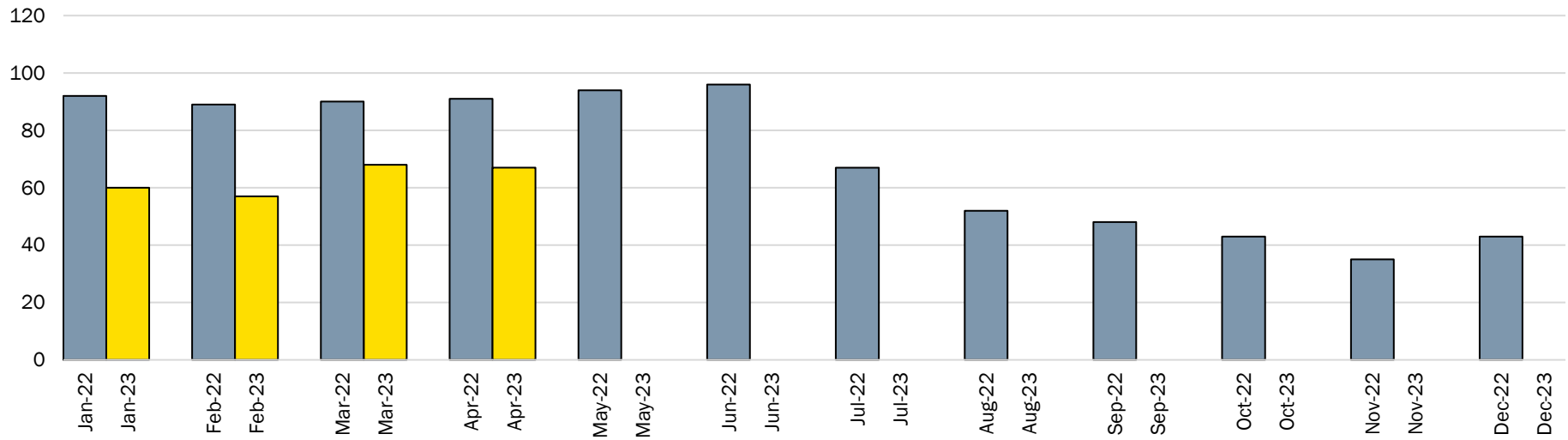
## Land Development Applications Received Comparison 2022 to 2023



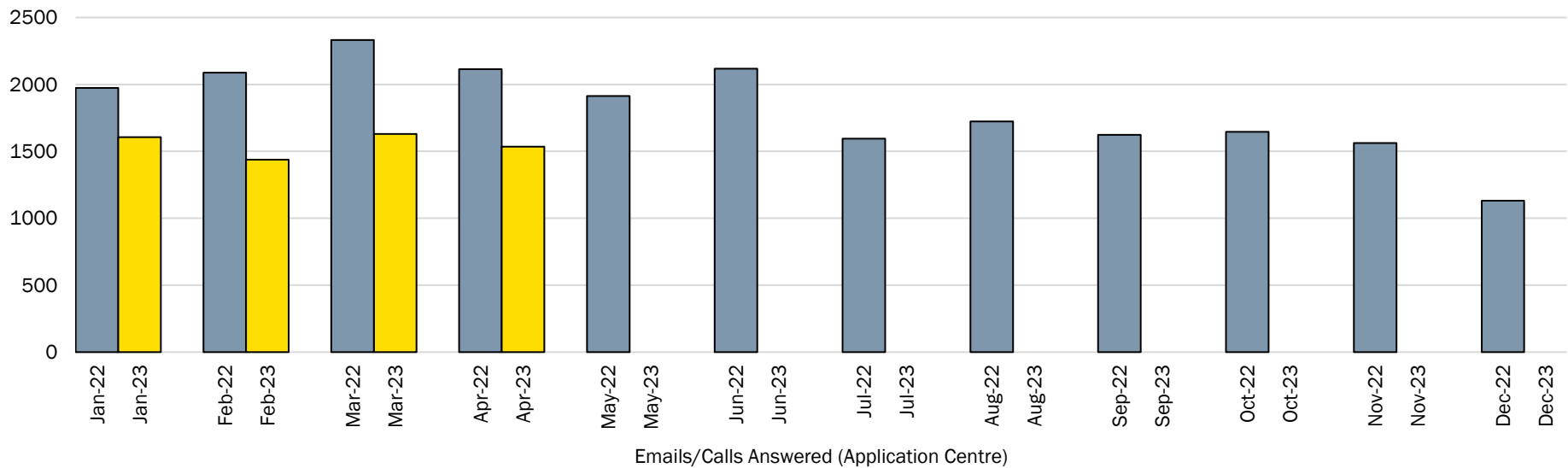
## Total Construction Value of Building Permits Issued Comparison 2022 to 2023



## Single Detached Building Permit Applications Received Comparison 2022 to 2023



## Application Centre Inquiries Comparison 2022 to 2023





# CP&D Monthly Highlights – May 2023



## TOTALS SUMMARY

PRE-APPLICATION MEETING REQUESTS	LAND DEVELOPMENT APPLICATIONS <sup>1</sup>	APPLICATION CENTRE INQUIRIES
0	19	1,915
BUILDING PERMITS ISSUED	BUILDING INSPECTIONS COMPLETED	
169	1,128	



## FINANCIAL SUMMARY

CONSTRUCTION VALUE OF BUILDING PERMITS	FEES COLLECTED – LAND DEVELOPMENT	FEES COLLECTED – PERMITS, ETC.
49,529,808	28,665	404,108



## SINGLE DETACHED RESIDENTIAL

BUILDING PERMITS ISSUED <sup>2</sup>	AUTHORIZED SECONDARY SUITES	LOTS CREATED BY SUBDIVISION (NET)
56	0	43



## MULTI-UNIT RESIDENTIAL

BUILDING PERMITS ISSUED	NEW UNITS	ESTIMATED TOTAL NEW FLOOR AREA (FT <sup>2</sup> )
17	61	133,777



## COMMERCIAL, INDUSTRIAL AND INSTITUTIONAL

BUILDING PERMITS ISSUED	ESTIMATED TOTAL NEW FLOOR AREA (FT <sup>2</sup> )
12	6,150



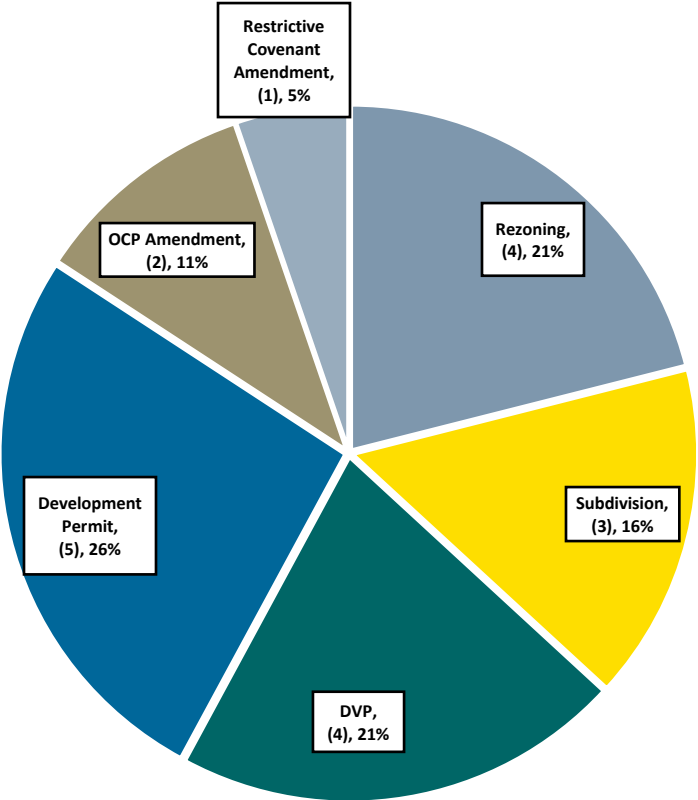
## OTHER (SIGN PERMITS, PLUMBING PERMITS, DEMOLITION PERMITS, ETC.)

PERMITS ISSUED
84

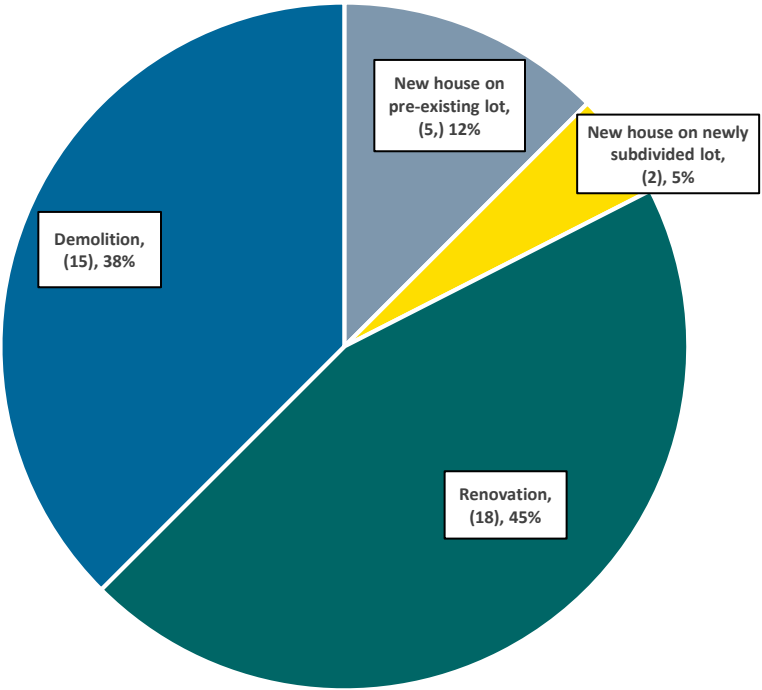
<sup>1</sup> Includes Regional Growth Strategy and Official Community Plan Amendments, Rezoning, Development Variance Permit, Development Permit, Temporary Use Permit, ALC Applications, Heritage, Subdivision, Board of Variance, etc.

<sup>2</sup> Building Permits issued includes new dwellings, renovations, additions and accessory structures for single detached lots and farmhouses

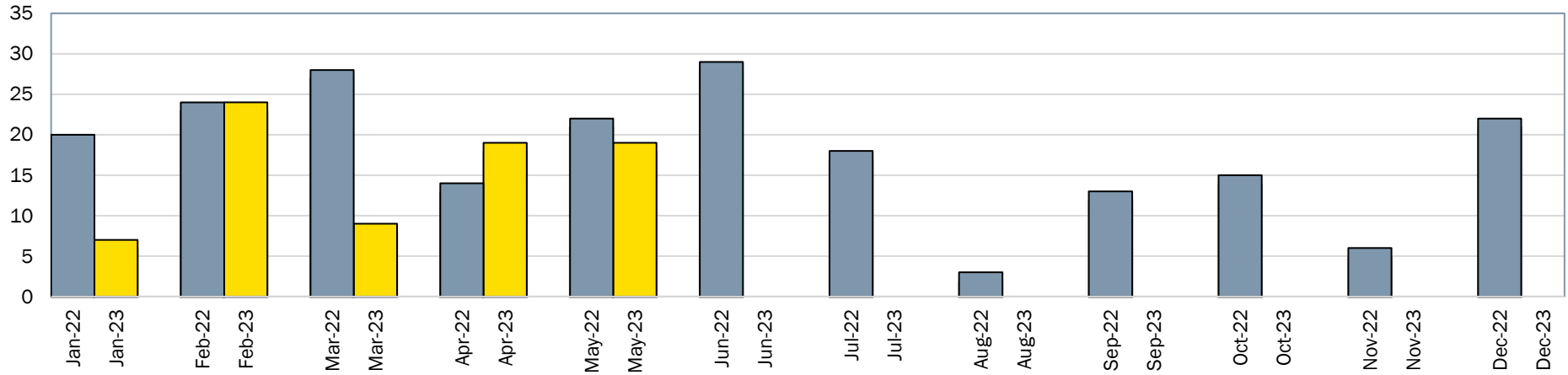
### Land Development Applications May 2023



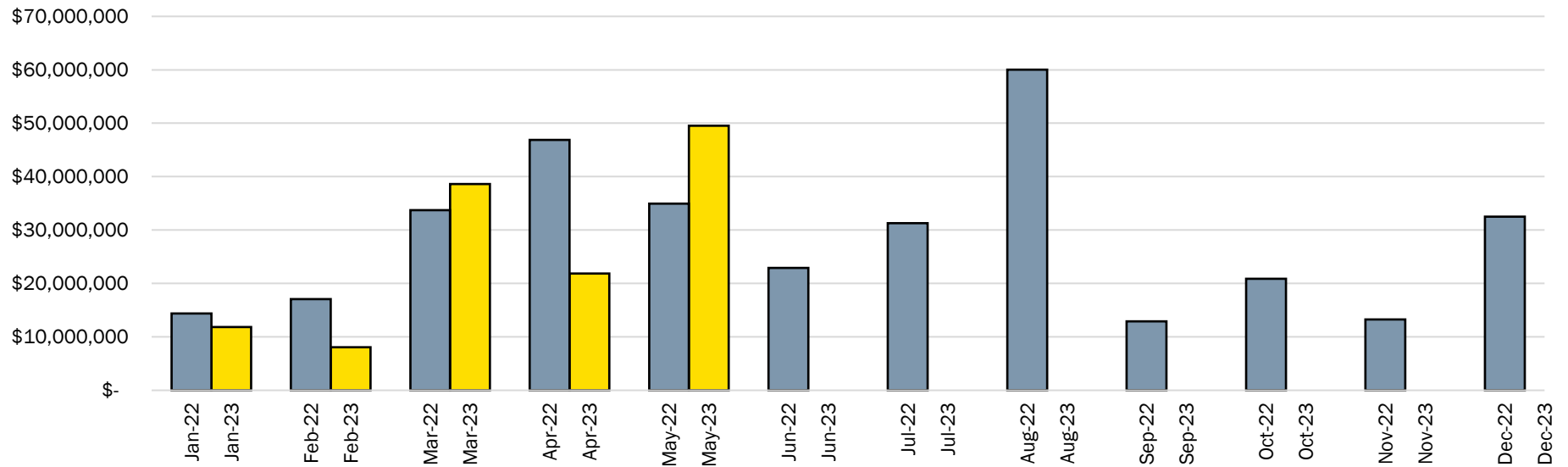
### Building Permit Applications Received Single Detached Residential May 2023



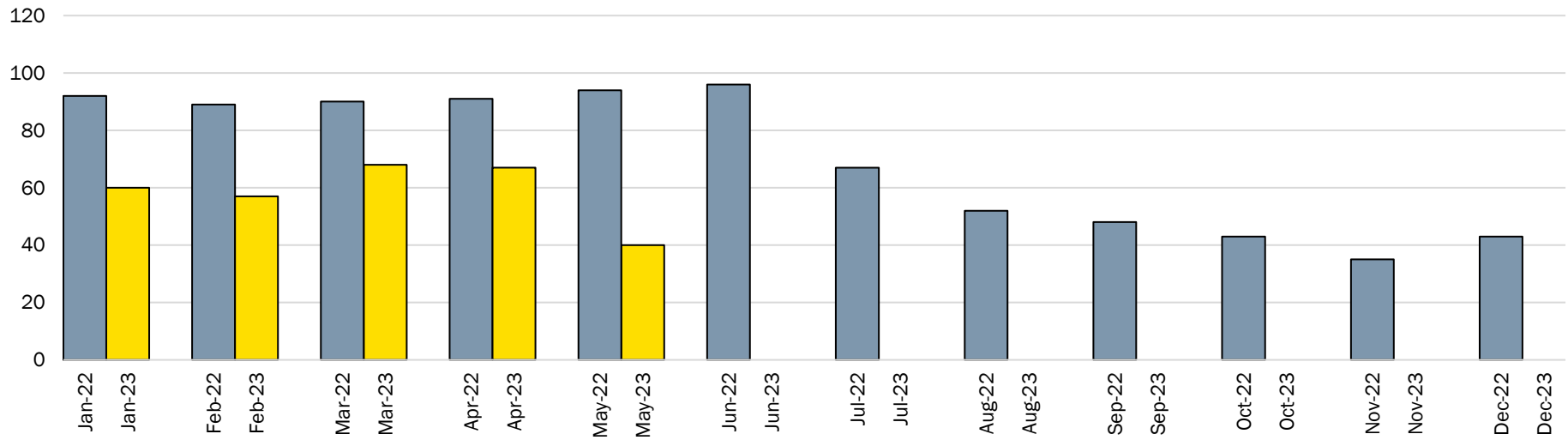
## Land Development Applications Received Comparison 2022 to 2023



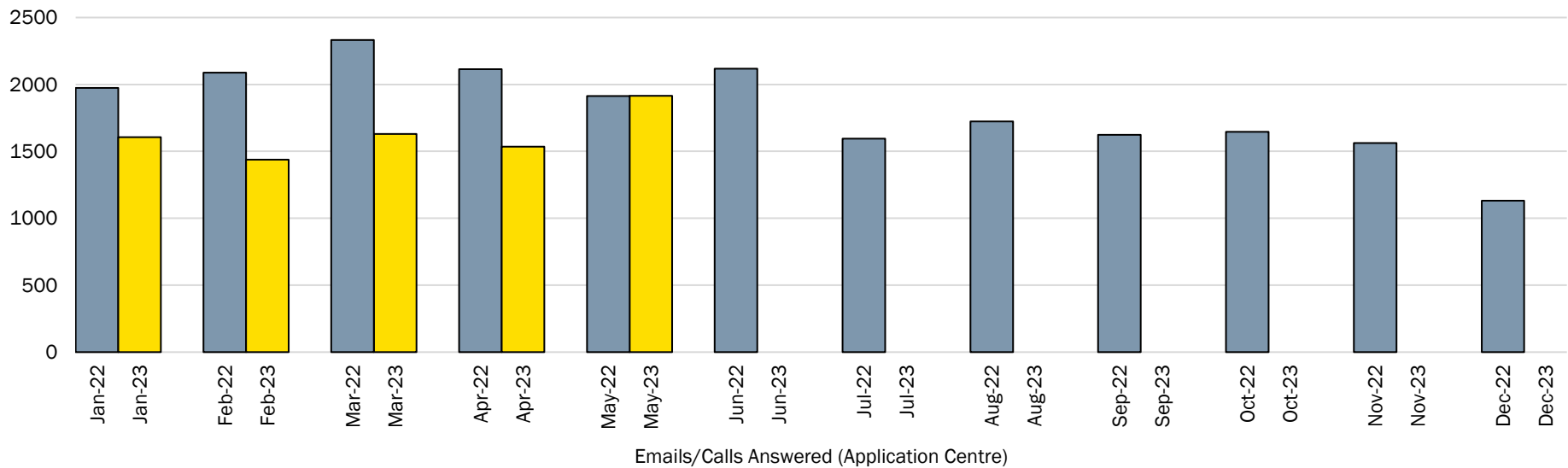
## Total Construction Value of Building Permits Issued Comparison 2022 to 2023



## Single Detached Building Permit Applications Received Comparison 2022 to 2023



## Application Centre Inquiries Comparison 2022 to 2023



# CP&D Monthly Highlights – June 2023

## TOTALS SUMMARY

PRE-APPLICATION MEETING REQUESTS	LAND DEVELOPMENT APPLICATIONS <sup>1</sup>	APPLICATION CENTRE INQUIRIES
2	16	2,021
BUILDING PERMITS ISSUED	BUILDING INSPECTIONS COMPLETED	
149	1,375	



## FINANCIAL SUMMARY

CONSTRUCTION VALUE OF BUILDING PERMITS	FEES COLLECTED – LAND DEVELOPMENT	FEES COLLECTED – PERMITS, ETC.
150,923,066	46,323	1,182,591



## SINGLE DETACHED RESIDENTIAL

BUILDING PERMITS ISSUED <sup>2</sup>	AUTHORIZED SECONDARY SUITES	LOTS CREATED BY SUBDIVISION (NET)
46	1	1



## MULTI-UNIT RESIDENTIAL

BUILDING PERMITS ISSUED	NEW UNITS	ESTIMATED TOTAL NEW FLOOR AREA (FT <sup>2</sup> )
1	0	0



## COMMERCIAL, INDUSTRIAL AND INSTITUTIONAL

BUILDING PERMITS ISSUED	ESTIMATED TOTAL NEW FLOOR AREA (FT <sup>2</sup> )
17	702,464



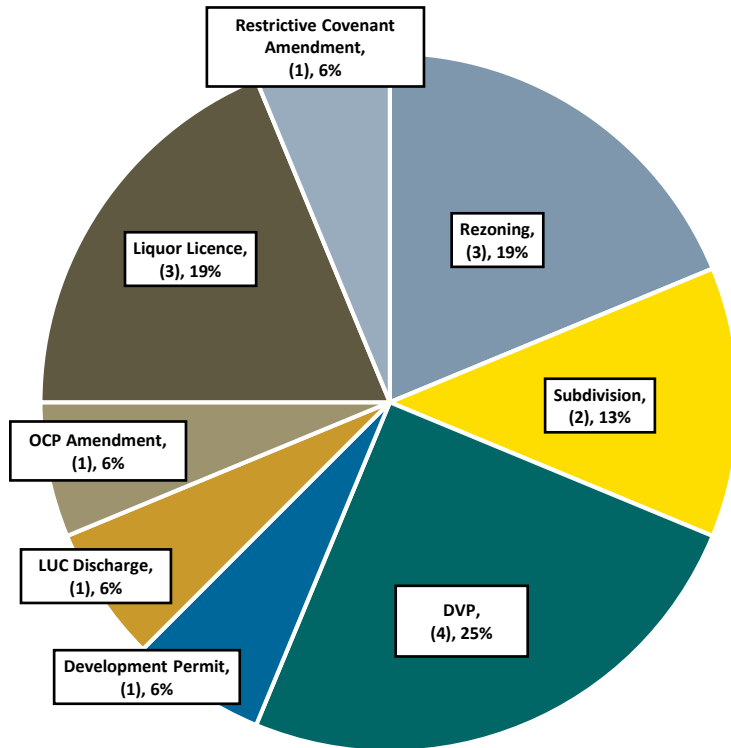
## OTHER (SIGN PERMITS, PLUMBING PERMITS, DEMOLITION PERMITS, ETC.)

PERMITS ISSUED
85

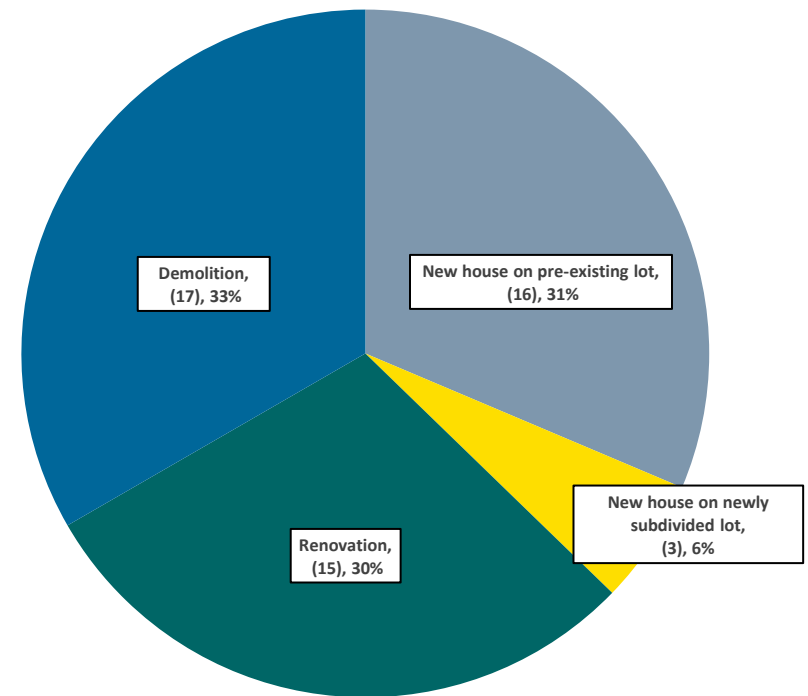
<sup>1</sup> Includes Regional Growth Strategy and Official Community Plan Amendments, Rezoning, Development Variance Permit, Development Permit, Temporary Use Permit, ALC Applications, Heritage, Subdivision, Board of Variance, etc.

<sup>2</sup> Building Permits issued includes new dwellings, renovations, additions and accessory structures for single detached lots and farmhouses

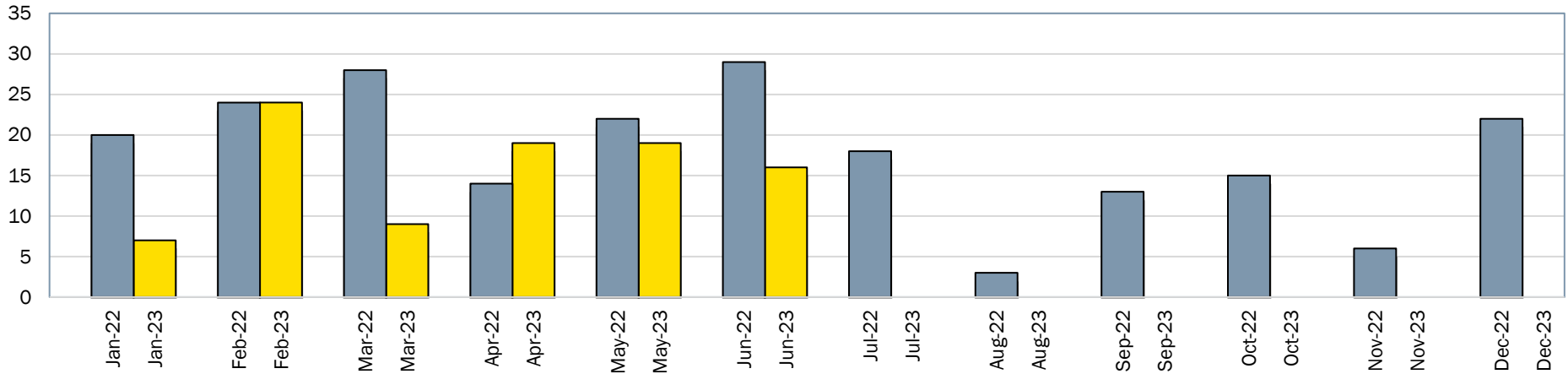
## Land Development Applications June 2023



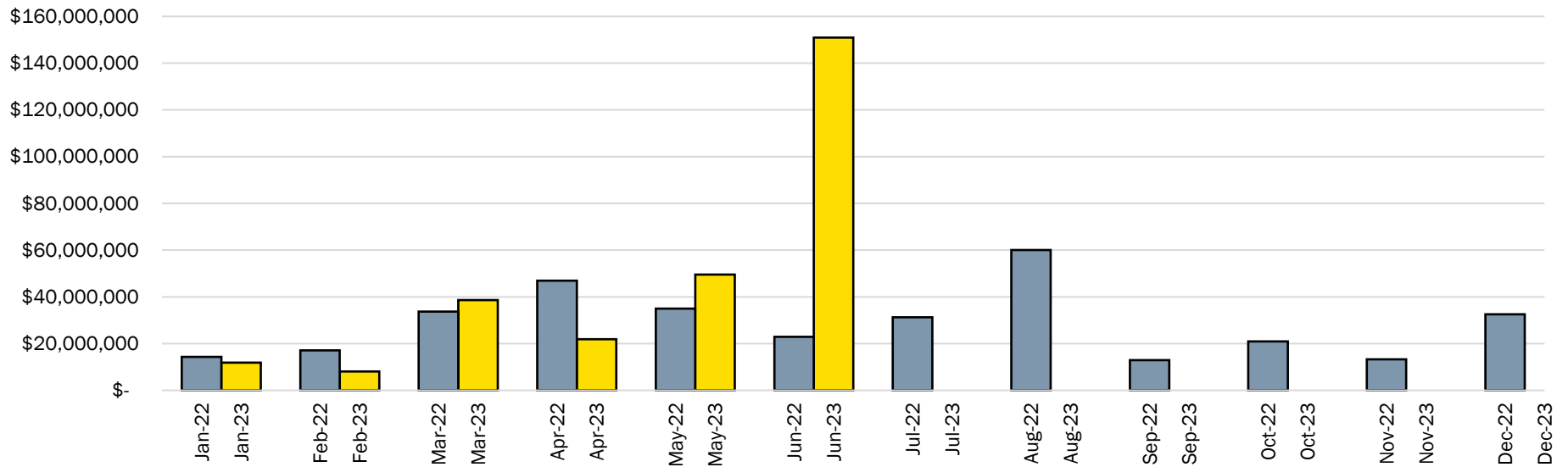
## Building Permit Applications Received Single Detached Residential June 2023



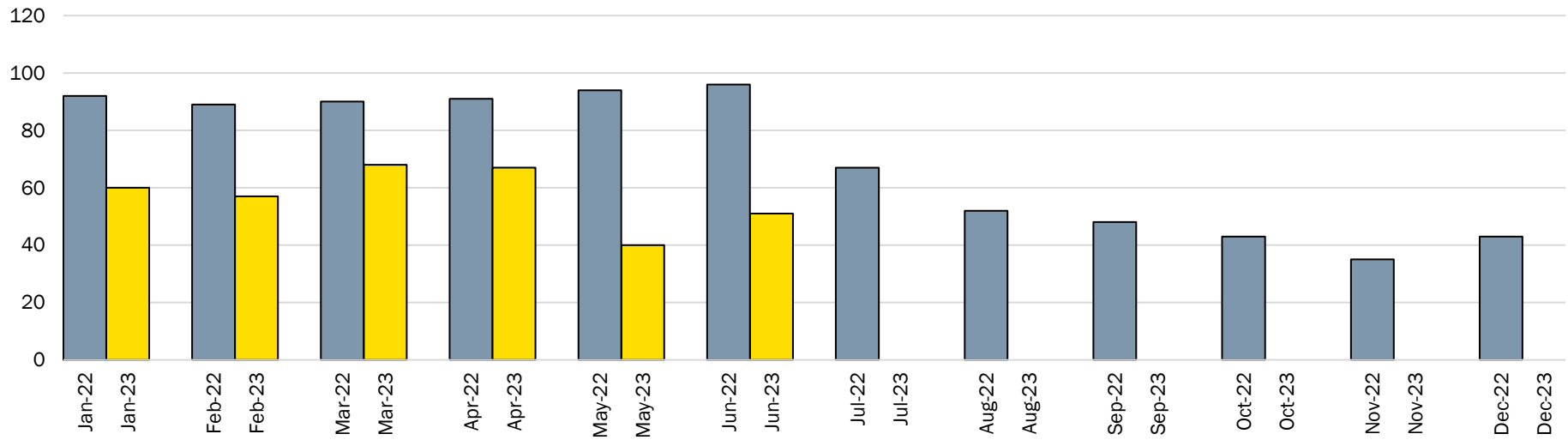
## Land Development Applications Received Comparison 2022 to 2023



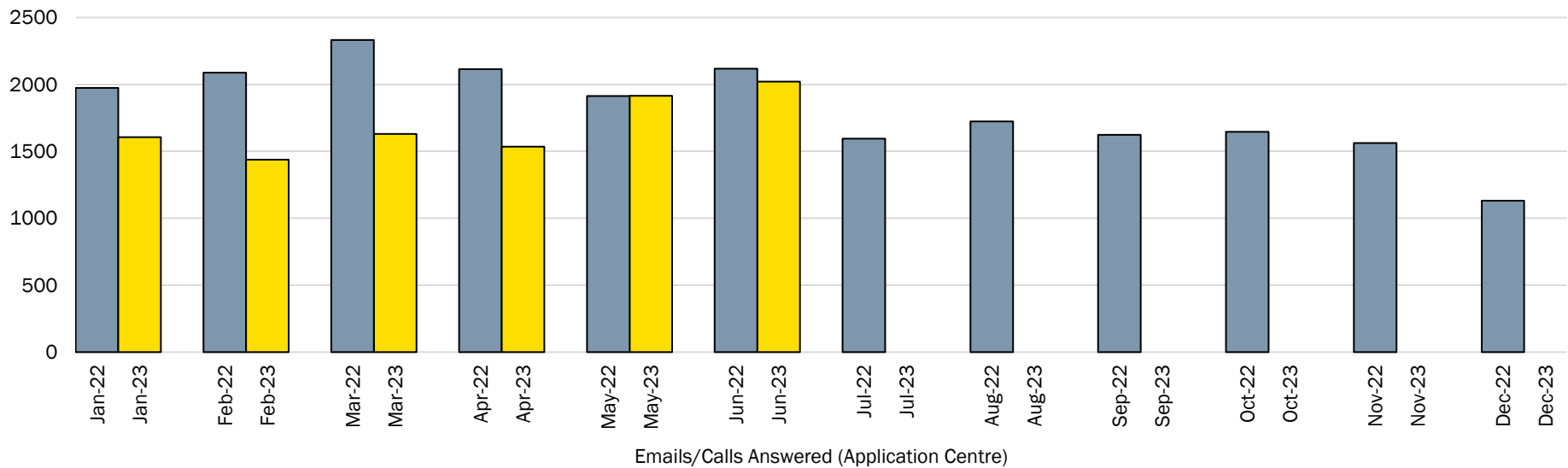
## Total Construction Value of Building Permits Issued Comparison 2022 to 2023



## Single Detached Building Permit Applications Received Comparison 2022 to 2023



## Application Centre Inquiries Comparison 2022 to 2023





# Development Department Monthly Highlights – July 2023



## TOTALS SUMMARY

PRE-APPLICATION MEETING REQUESTS	LAND DEVELOPMENT APPLICATIONS <sup>1</sup>	APPLICATION CENTRE INQUIRIES
2	19	1813
BUILDING PERMITS ISSUED	BUILDING INSPECTIONS COMPLETED	
161	1131	



## FINANCIAL SUMMARY

CONSTRUCTION VALUE OF BUILDING PERMITS	FEES COLLECTED – LAND DEVELOPMENT	FEES COLLECTED – PERMITS, ETC.
51,149,536	37,910	461,598



## SINGLE DETACHED RESIDENTIAL

BUILDING PERMITS ISSUED <sup>2</sup>	AUTHORIZED SECONDARY SUITES	LOTS CREATED BY SUBDIVISION (NET)
40	1	2



## MULTI-UNIT RESIDENTIAL

BUILDING PERMITS ISSUED	NEW UNITS	ESTIMATED TOTAL NEW FLOOR AREA (FT <sup>2</sup> )
3	152	107,897



## COMMERCIAL, INDUSTRIAL AND INSTITUTIONAL

BUILDING PERMITS ISSUED	ESTIMATED TOTAL NEW FLOOR AREA (FT <sup>2</sup> )
5	310



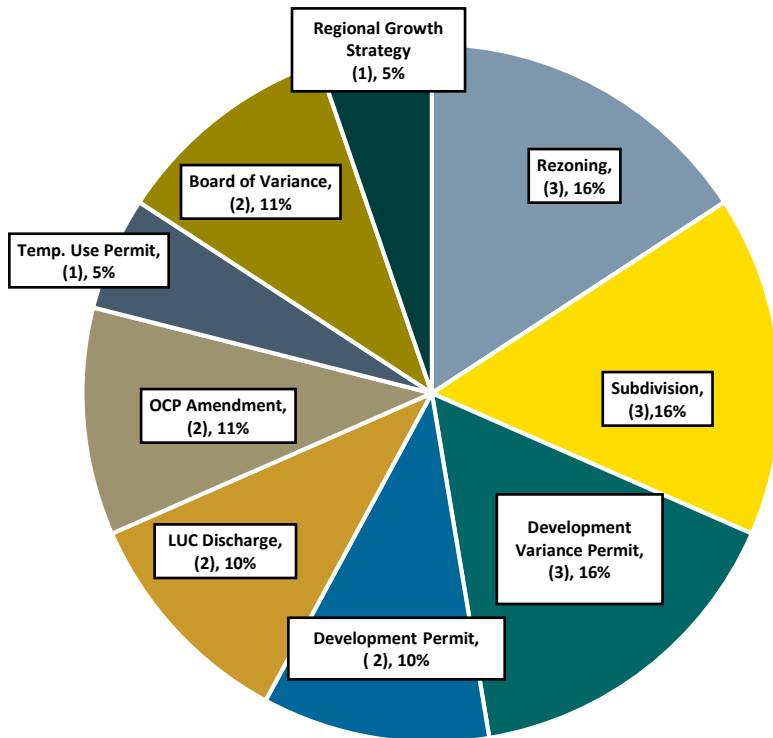
## OTHER (SIGN PERMITS, PLUMBING PERMITS, DEMOLITION PERMITS, ETC.)

PERMITS ISSUED
113

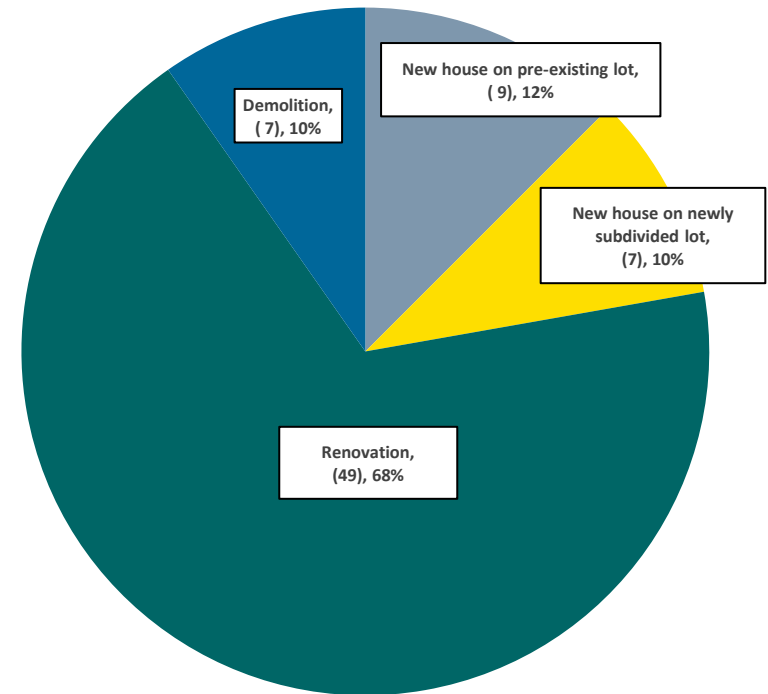
<sup>1</sup> Includes Regional Growth Strategy and Official Community Plan Amendments, Rezoning, Development Variance Permit, Development Permit, Temporary Use Permit, ALC Applications, Heritage, Subdivision, Board of Variance, etc.

<sup>2</sup> Building Permits issued includes new dwellings, renovations, additions and accessory structures for single detached lots and farmhouses

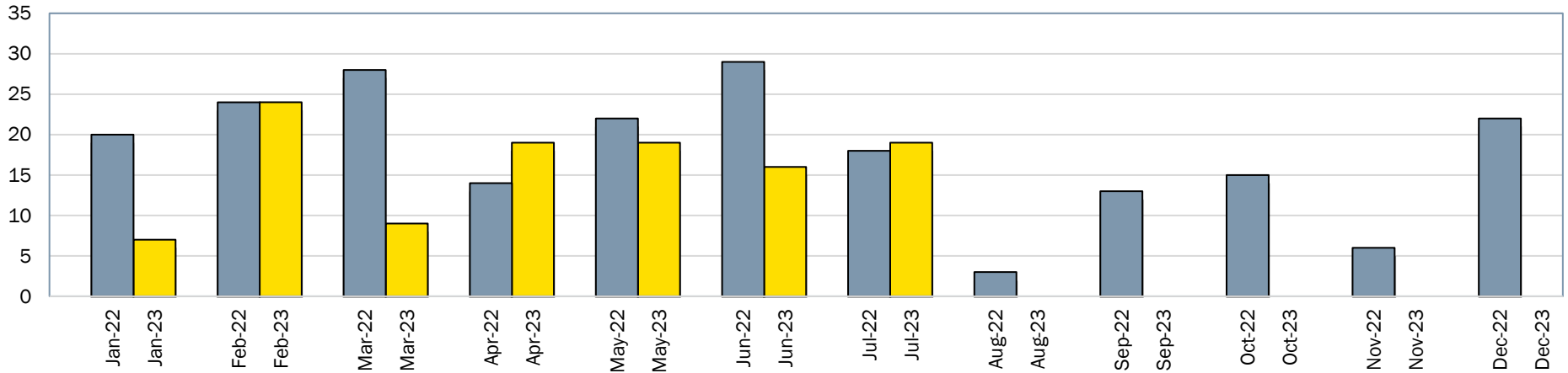
## Land Development Applications August 2023



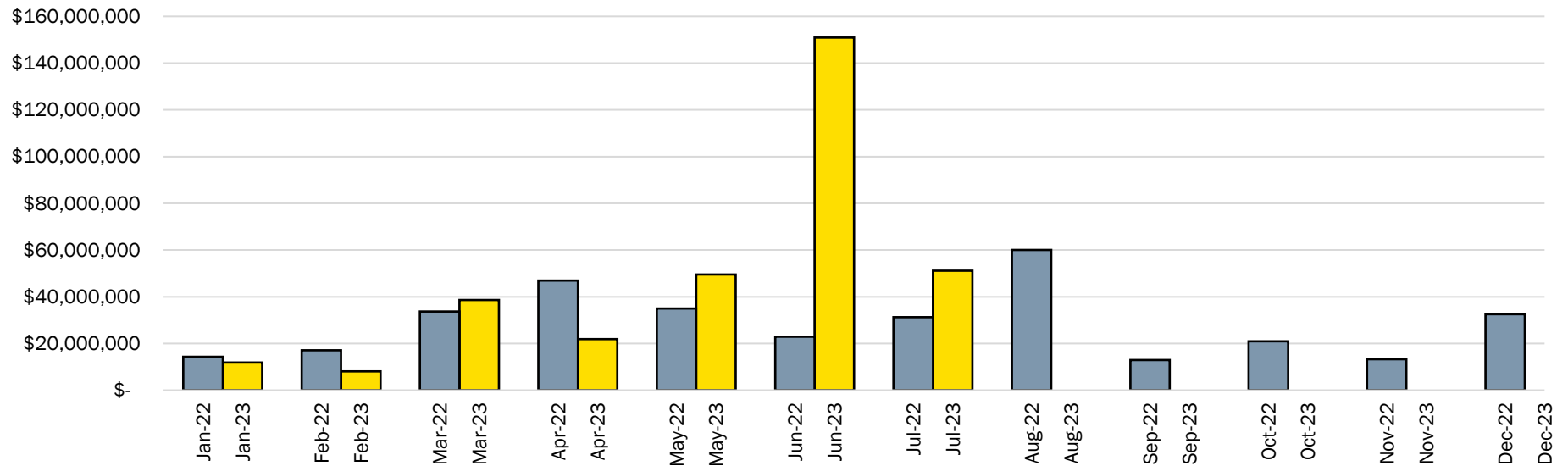
## Building Permit Applications Received Single Detached Residential August 2023



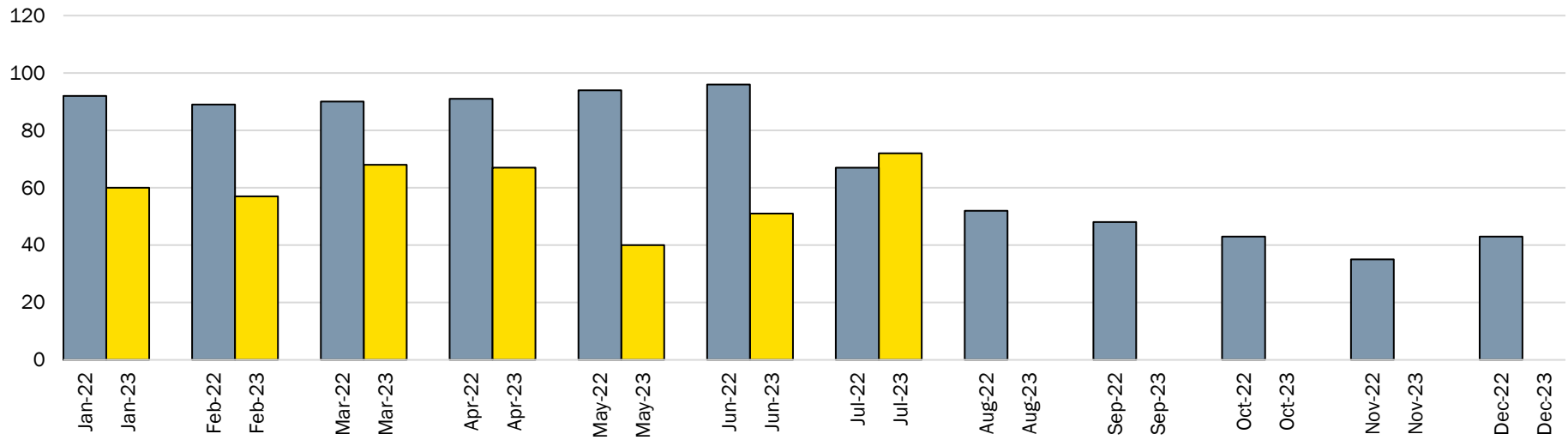
## Land Development Applications Received Comparison 2022 to 2023



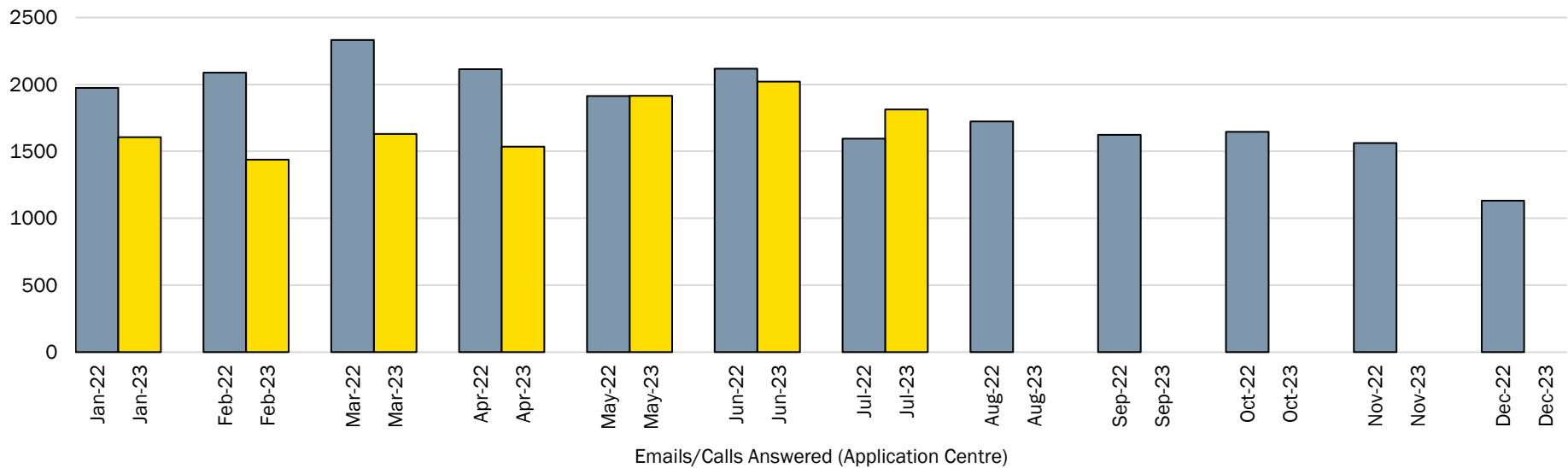
## Total Construction Value of Building Permits Issued Comparison 2022 to 2023



## Single Detached Building Permit Applications Received Comparison 2022 to 2023



## Application Centre Inquiries Comparison 2022 to 2023



# Development Monthly Highlights – August 2023



## TOTALS SUMMARY

PRE-APPLICATION MEETING REQUESTS	LAND DEVELOPMENT APPLICATIONS <sup>1</sup>	APPLICATION CENTRE INQUIRIES
0	15	2,146
BUILDING PERMITS ISSUED	BUILDING INSPECTIONS COMPLETED	
174	1,081	



## FINANCIAL SUMMARY

CONSTRUCTION VALUE OF BUILDING PERMITS	FEES COLLECTED – LAND DEVELOPMENT	FEES COLLECTED – PERMITS, ETC.
31,346,802	36,685	281,196



## SINGLE DETACHED RESIDENTIAL

BUILDING PERMITS ISSUED <sup>2</sup>	AUTHORIZED SECONDARY SUITES	LOTS CREATED BY SUBDIVISION (NET)
54	0	1



## MULTI-UNIT RESIDENTIAL

BUILDING PERMITS ISSUED	NEW UNITS	ESTIMATED TOTAL NEW FLOOR AREA (FT <sup>2</sup> )
1	0	0



## COMMERCIAL, INDUSTRIAL AND INSTITUTIONAL

BUILDING PERMITS ISSUED	ESTIMATED TOTAL NEW FLOOR AREA (FT <sup>2</sup> )
14	3,202



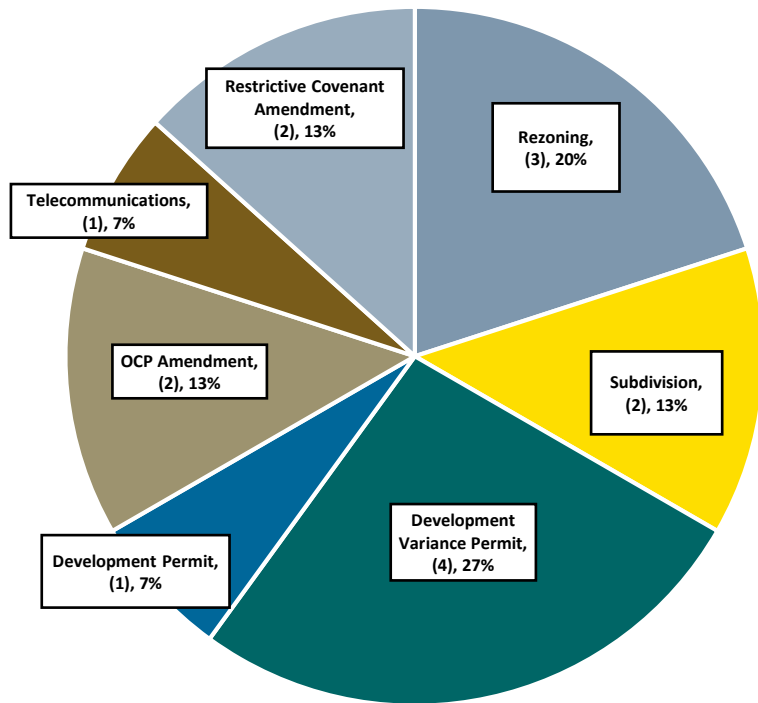
## OTHER (SIGN PERMITS, PLUMBING PERMITS, DEMOLITION PERMITS, ETC.)

PERMITS ISSUED
105

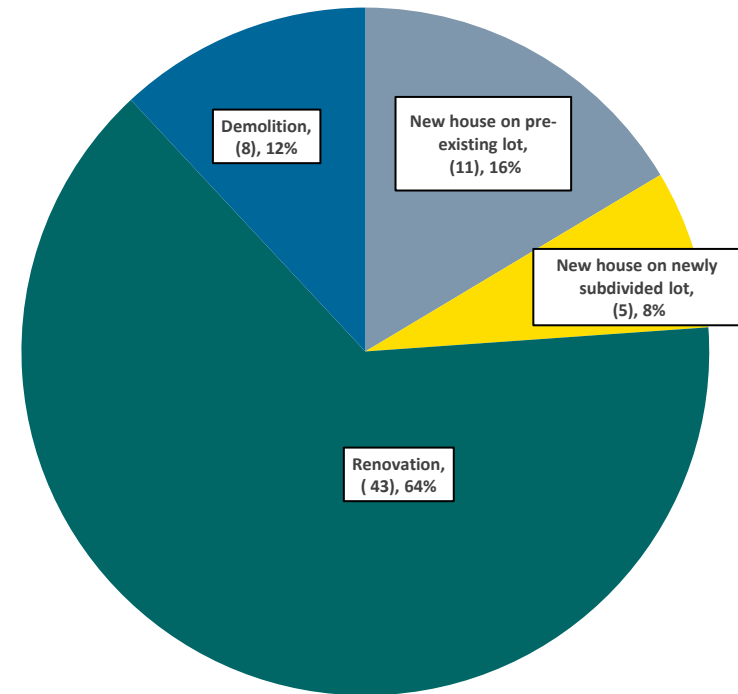
<sup>1</sup> Includes Regional Growth Strategy and Official Community Plan Amendments, Rezoning, Development Variance Permit, Development Permit, Temporary Use Permit, ALC Applications, Heritage, Subdivision, Board of Variance, etc.

<sup>2</sup> Building Permits issued includes new dwellings, renovations, additions and accessory structures for single detached lots and farmhouses

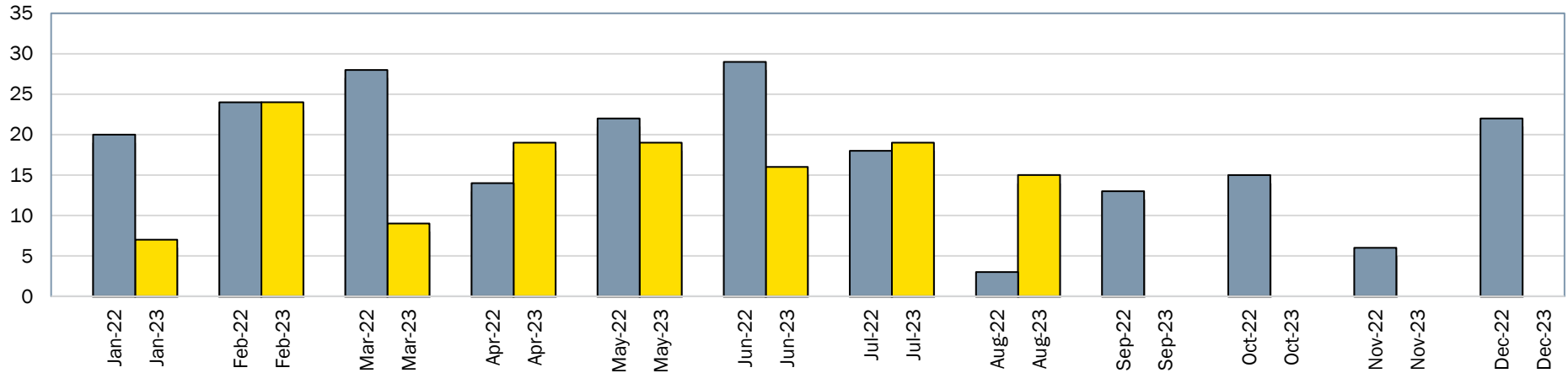
## Land Development Applications August 2023



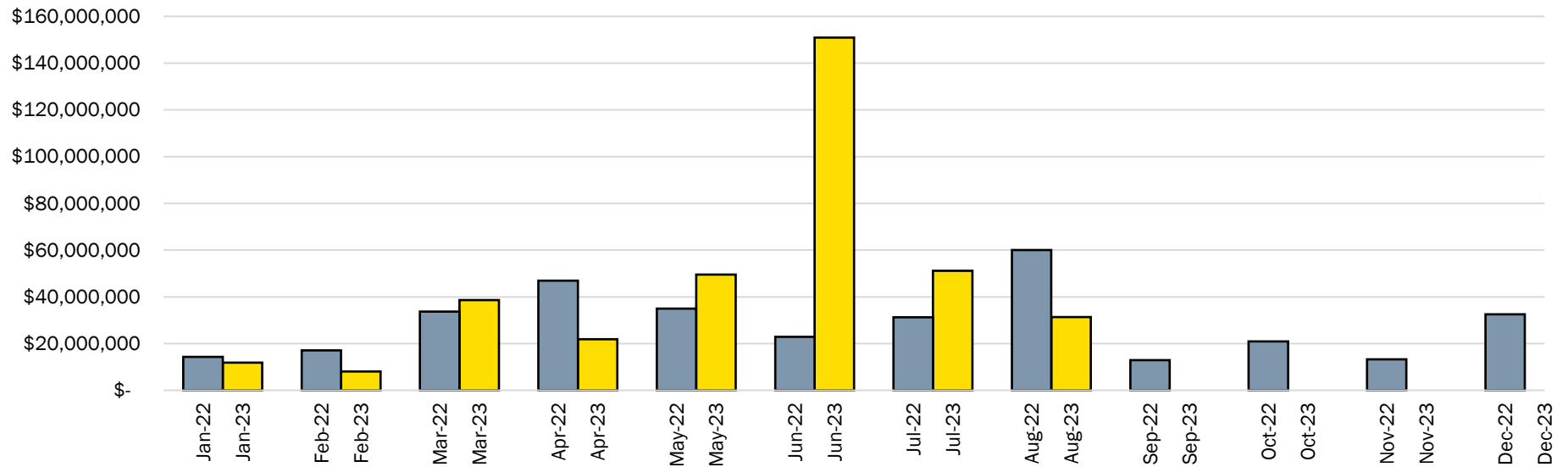
## Building Permit Applications Received Single Detached Residential August 2023



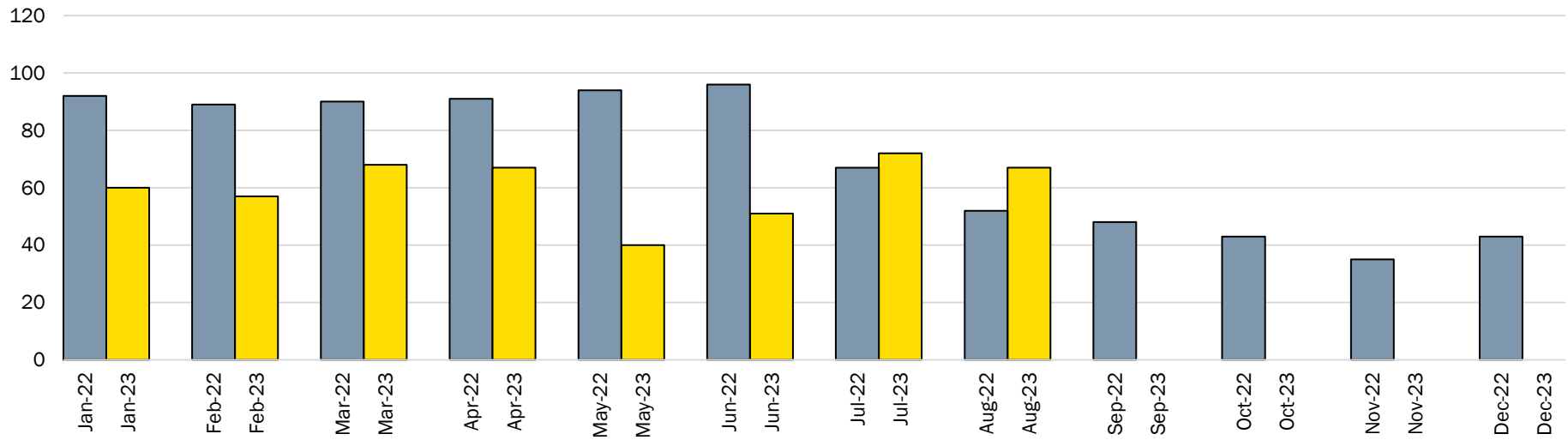
## Land Development Applications Received Comparison 2022 to 2023



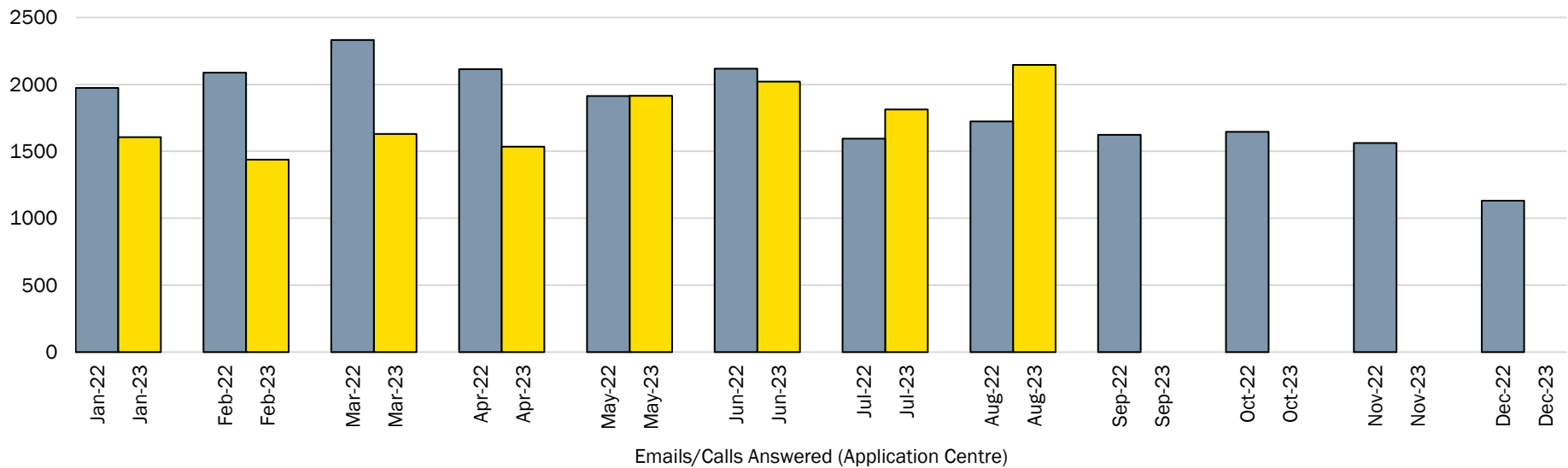
## Total Construction Value of Building Permits Issued Comparison 2022 to 2023



## Single Detached Building Permit Applications Received Comparison 2022 to 2023



## Application Centre Inquiries Comparison 2022 to 2023





# Development Monthly Highlights – September 2023



## TOTALS SUMMARY

PRE-APPLICATION MEETING REQUESTS	LAND DEVELOPMENT APPLICATIONS <sup>1</sup>	APPLICATION CENTRE INQUIRIES
3	8	1,798
BUILDING PERMITS ISSUED	BUILDING INSPECTIONS COMPLETED	
139	1,089	



## FINANCIAL SUMMARY

CONSTRUCTION VALUE OF BUILDING PERMITS	FEES COLLECTED – LAND DEVELOPMENT	FEES COLLECTED – PERMITS, ETC.
18,441,835	15,845	238,838



## SINGLE DETACHED RESIDENTIAL

BUILDING PERMITS ISSUED <sup>2</sup>	AUTHORIZED SECONDARY SUITES	LOTS CREATED BY SUBDIVISION (NET)
40	0	0



## MULTI-UNIT RESIDENTIAL

BUILDING PERMITS ISSUED	NEW UNITS	ESTIMATED TOTAL NEW FLOOR AREA (FT <sup>2</sup> )
1	0	0



## COMMERCIAL, INDUSTRIAL AND INSTITUTIONAL

BUILDING PERMITS ISSUED	ESTIMATED TOTAL NEW FLOOR AREA (FT <sup>2</sup> )
16	1,800



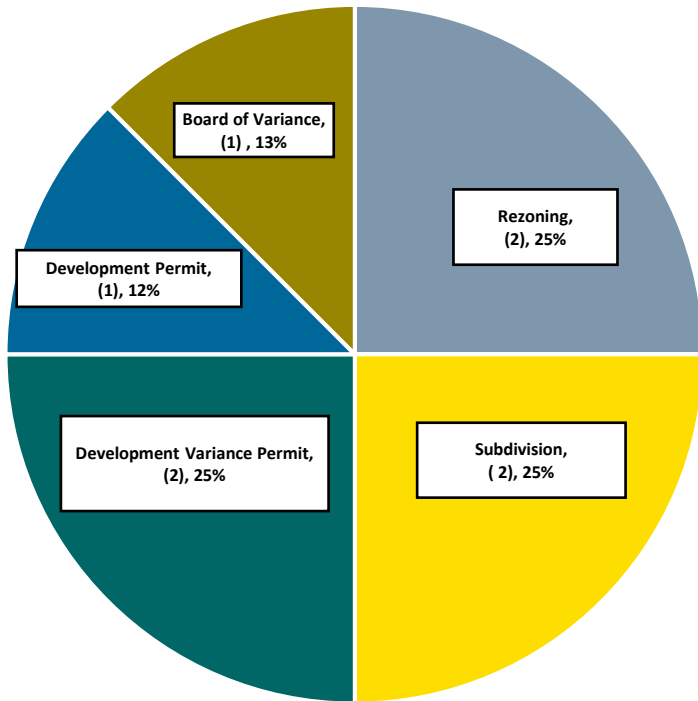
## OTHER (SIGN PERMITS, PLUMBING PERMITS, DEMOLITION PERMITS, ETC.)

PERMITS ISSUED
82

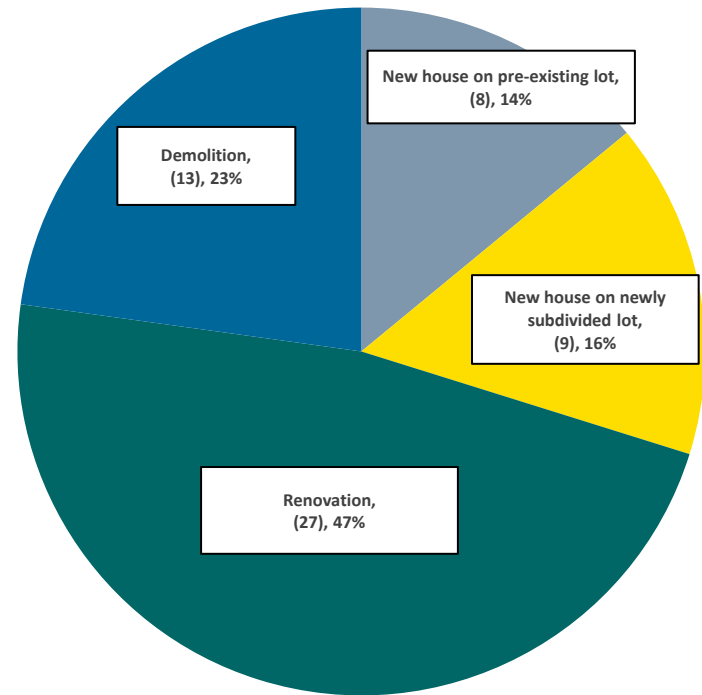
<sup>1</sup> Includes Regional Growth Strategy and Official Community Plan Amendments, Rezoning, Development Variance Permit, Development Permit, Temporary Use Permit, ALC Applications, Heritage, Subdivision, Board of Variance, etc.

<sup>2</sup> Building Permits issued includes new dwellings, renovations, additions and accessory structures for single detached lots and farmhouses

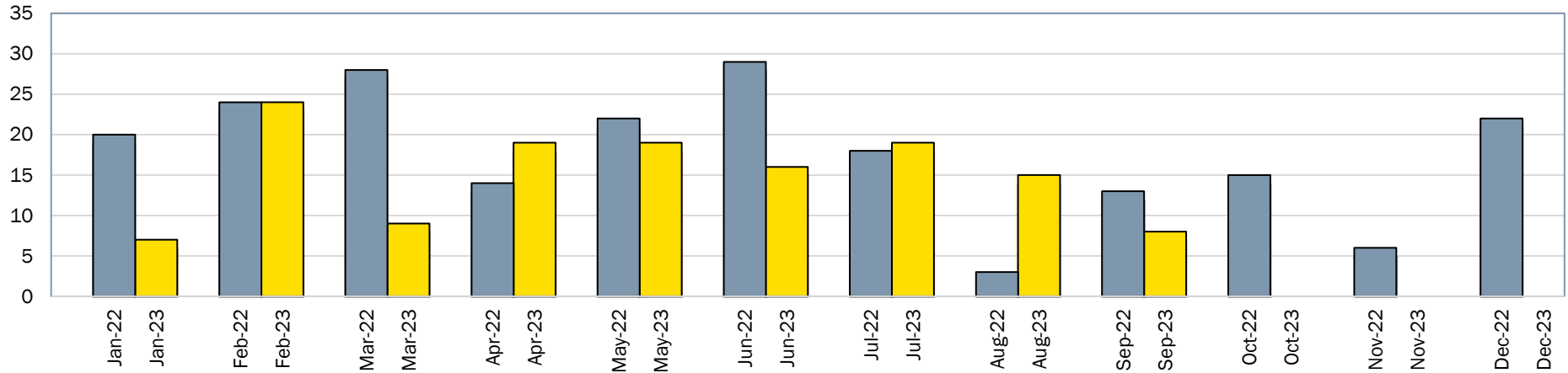
## Land Development Applications September 2023



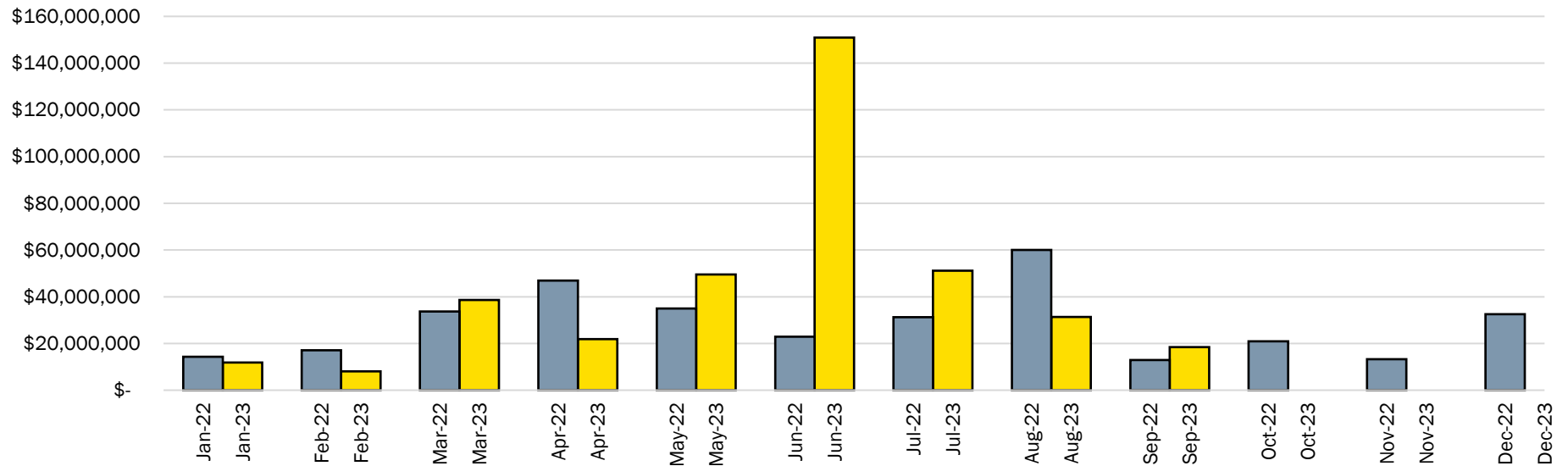
## Building Permit Applications Received Single Detached Residential September 2023



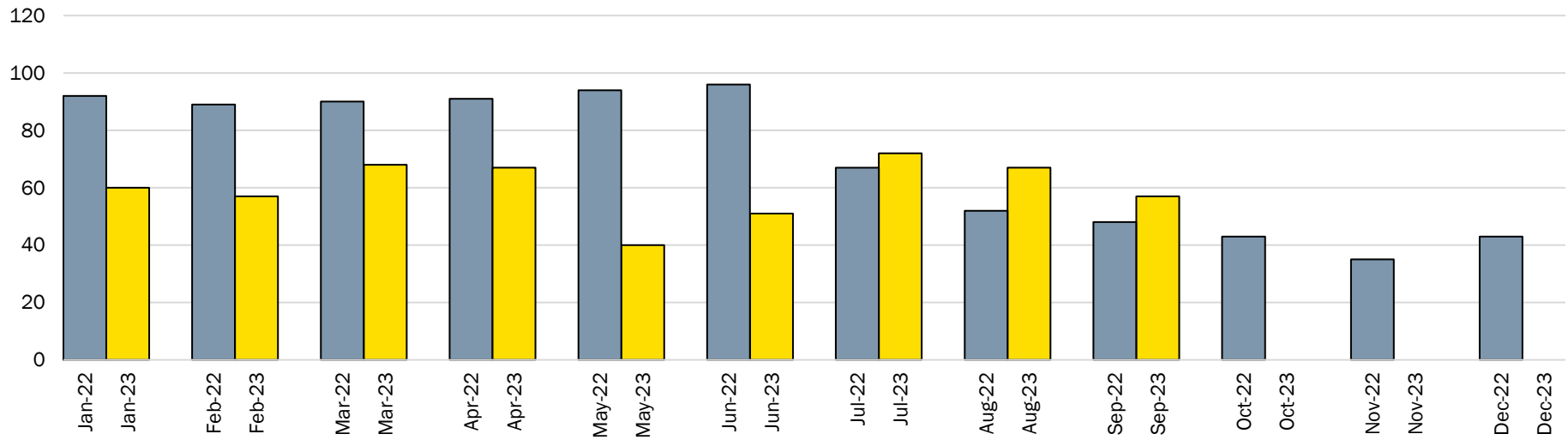
## Land Development Applications Received Comparison 2022 to 2023



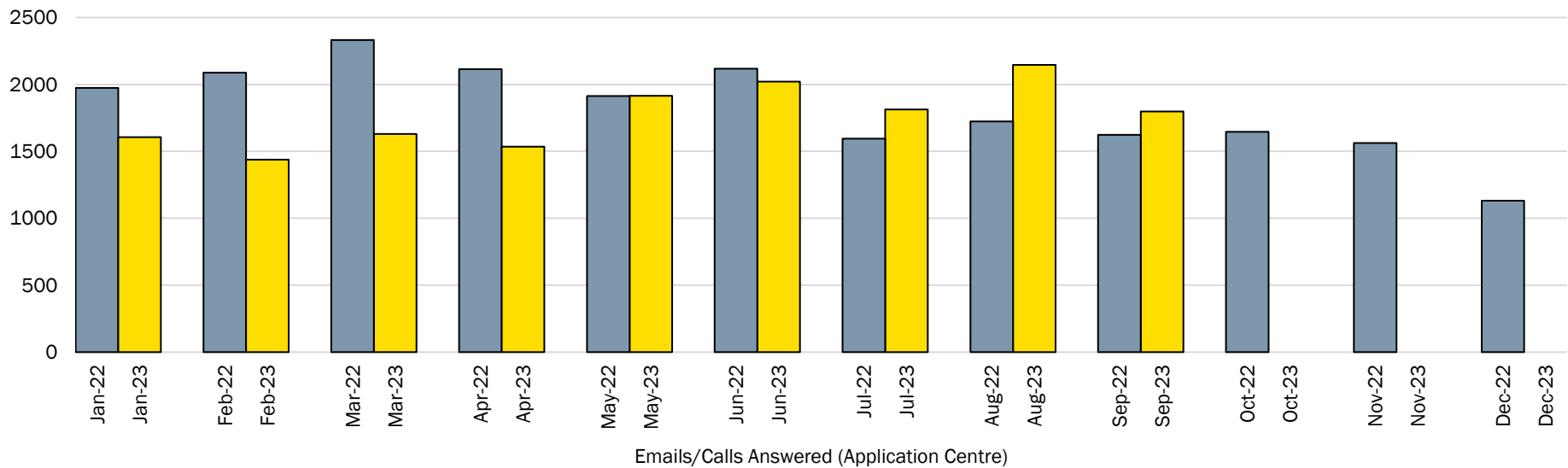
## Total Construction Value of Building Permits Issued Comparison 2022 to 2023



## Single Detached Building Permit Applications Received Comparison 2022 to 2023



## Application Centre Inquiries Comparison 2022 to 2023



# Development Monthly Highlights – October 2023



## TOTALS SUMMARY

PRE-APPLICATION MEETING REQUESTS	LAND DEVELOPMENT APPLICATIONS <sup>1</sup>	APPLICATION CENTRE INQUIRIES
3	16	1,430
BUILDING PERMITS ISSUED	BUILDING INSPECTIONS COMPLETED	
129	1005	



## FINANCIAL SUMMARY

CONSTRUCTION VALUE OF BUILDING PERMITS	FEES COLLECTED – LAND DEVELOPMENT	FEES COLLECTED – PERMITS, ETC.
19,859,569	20,290	172,826



## SINGLE DETACHED RESIDENTIAL

BUILDING PERMITS ISSUED <sup>2</sup>	AUTHORIZED SECONDARY SUITES	LOTS CREATED BY SUBDIVISION (NET)
52	1	1



## MULTI-UNIT RESIDENTIAL

BUILDING PERMITS ISSUED	NEW UNITS	ESTIMATED TOTAL NEW FLOOR AREA (FT <sup>2</sup> )
1	0	0



## COMMERCIAL, INDUSTRIAL AND INSTITUTIONAL

BUILDING PERMITS ISSUED	ESTIMATED TOTAL NEW FLOOR AREA (FT <sup>2</sup> )
9	5,038



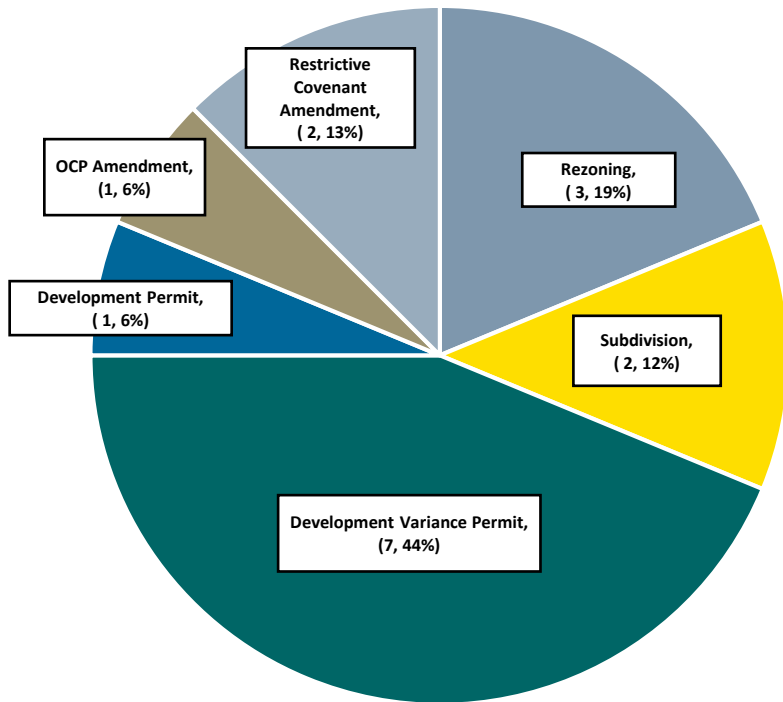
## OTHER (SIGN PERMITS, PLUMBING PERMITS, DEMOLITION PERMITS, ETC.)

PERMITS ISSUED
67

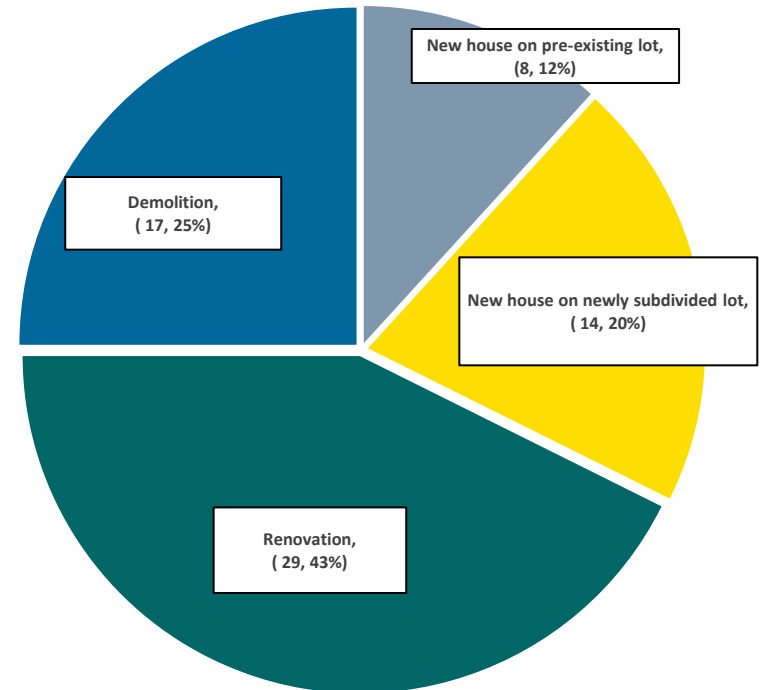
<sup>1</sup> Includes Regional Growth Strategy and Official Community Plan Amendments, Rezoning, Development Variance Permit, Development Permit, Temporary Use Permit, ALC Applications, Heritage, Subdivision, Board of Variance, etc.

<sup>2</sup> Building Permits issued includes new dwellings, renovations, additions and accessory structures for single detached lots and farmhouses

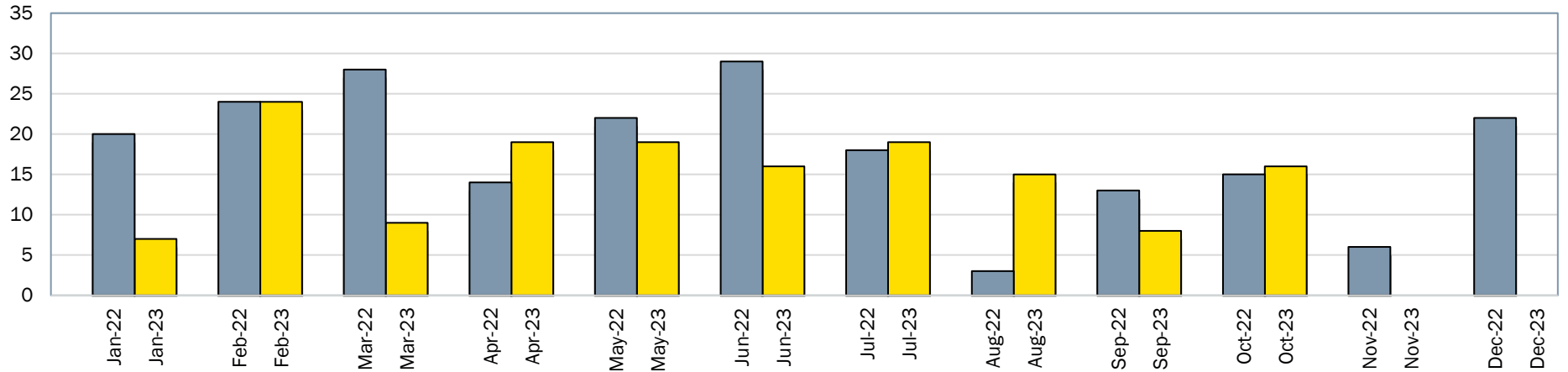
## Land Development Applications October 2023



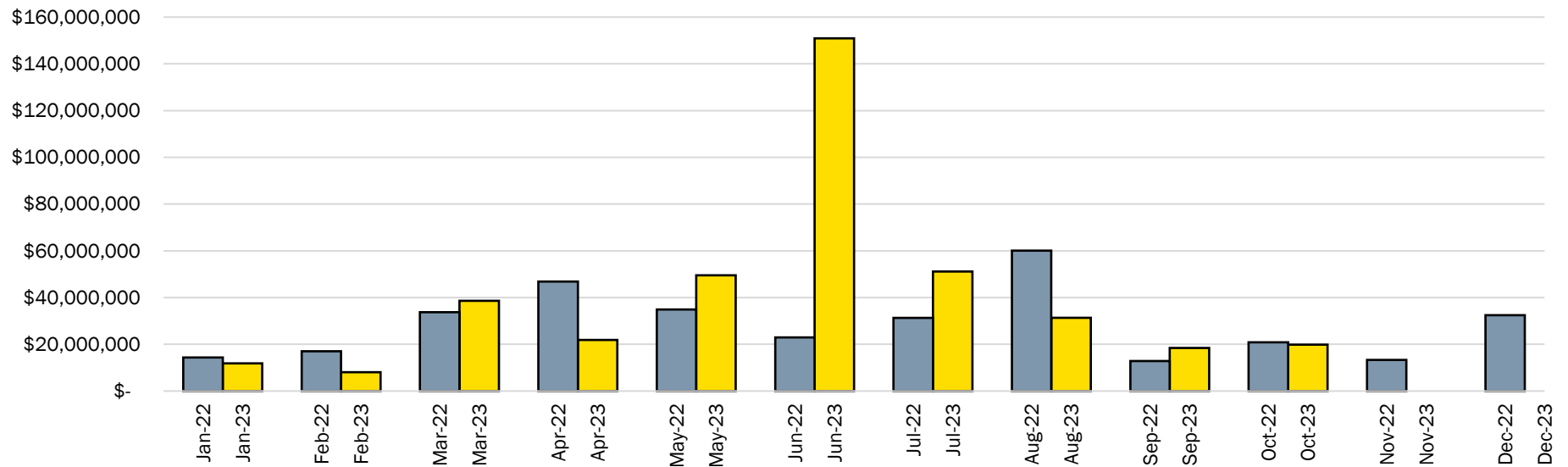
## Building Permit Applications Received Single Detached Residential October 2023



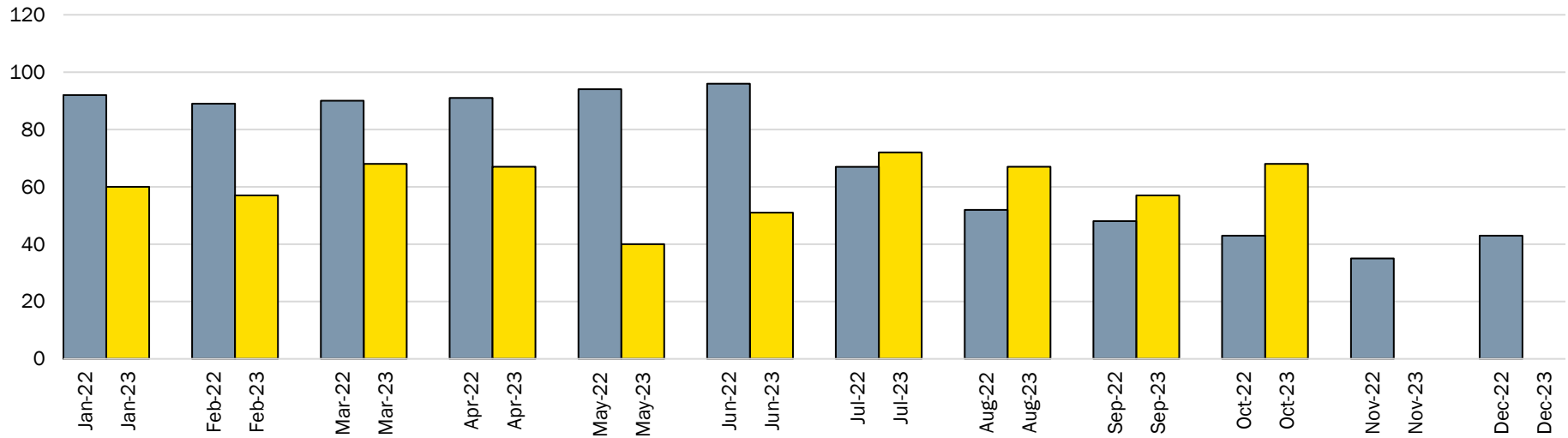
## Land Development Applications Received Comparison 2022 to 2023



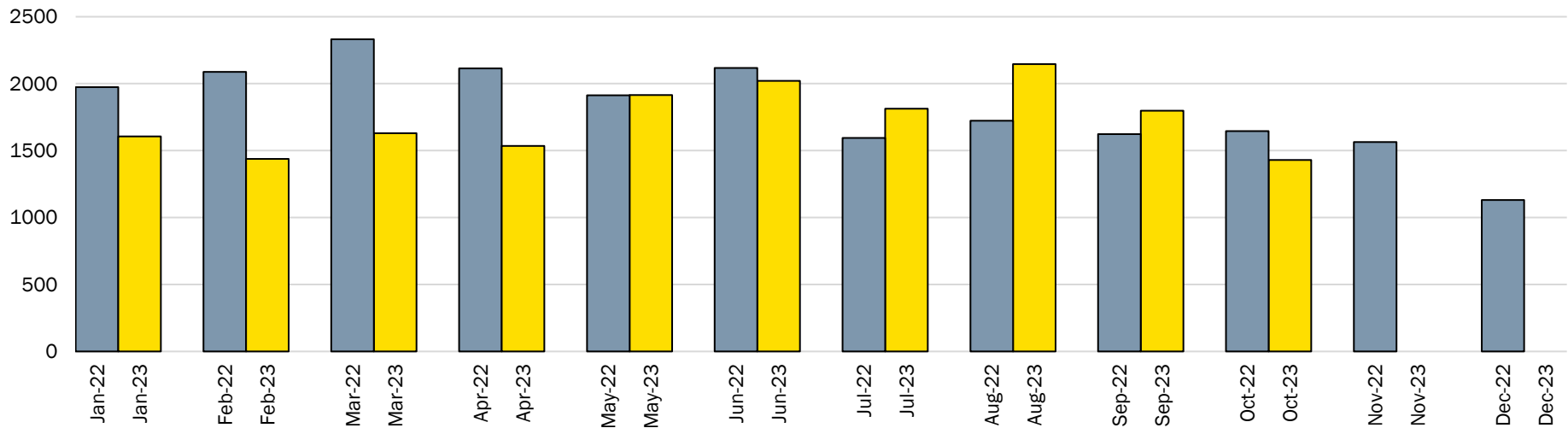
## Total Construction Value of Building Permits Issued Comparison 2022 to 2023



## Single Detached Building Permit Applications Received Comparison 2022 to 2023



## Application Centre Inquiries Comparison 2022 to 2023



Emails/Calls Answered (Application Centre)



# Development Monthly Highlights – November 2023

## TOTALS SUMMARY

PRE-APPLICATION MEETING REQUESTS	LAND DEVELOPMENT APPLICATIONS <sup>1</sup>	APPLICATION CENTRE INQUIRIES
0	11	1, 775
BUILDING PERMITS ISSUED	BUILDING INSPECTIONS COMPLETED	
127	1000	



## FINANCIAL SUMMARY

CONSTRUCTION VALUE OF BUILDING PERMITS	FEES COLLECTED – LAND DEVELOPMENT	FEES COLLECTED – PERMITS, ETC.
12,355,066	32, 890	150, 610



## SINGLE DETACHED RESIDENTIAL

BUILDING PERMITS ISSUED <sup>2</sup>	AUTHORIZED SECONDARY SUITES	LOTS CREATED BY SUBDIVISION (NET)
39	1	1



## MULTI-UNIT RESIDENTIAL

BUILDING PERMITS ISSUED	NEW UNITS	ESTIMATED TOTAL NEW FLOOR AREA (FT <sup>2</sup> )
0	0	0



## COMMERCIAL, INDUSTRIAL AND INSTITUTIONAL

BUILDING PERMITS ISSUED	ESTIMATED TOTAL NEW FLOOR AREA (FT <sup>2</sup> )
8	1,562



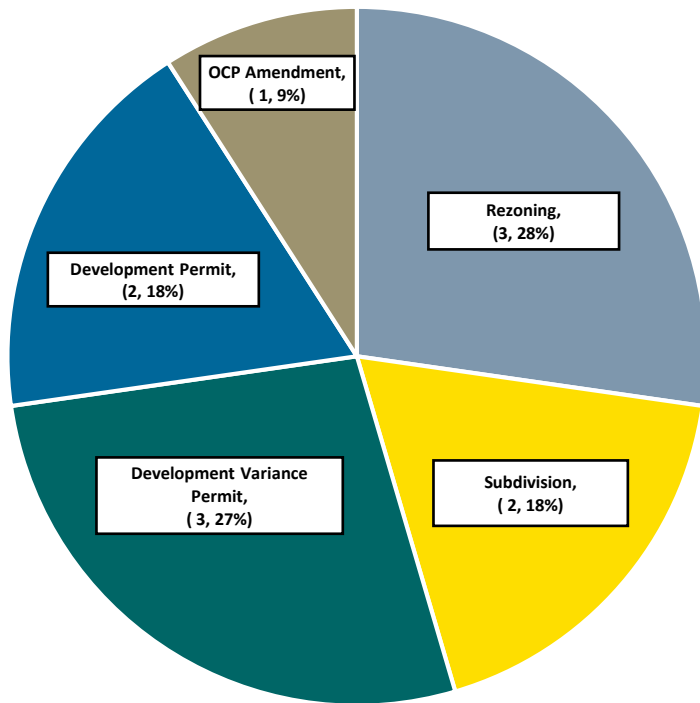
## OTHER (SIGN PERMITS, PLUMBING PERMITS, DEMOLITION PERMITS, ETC.)

PERMITS ISSUED
80

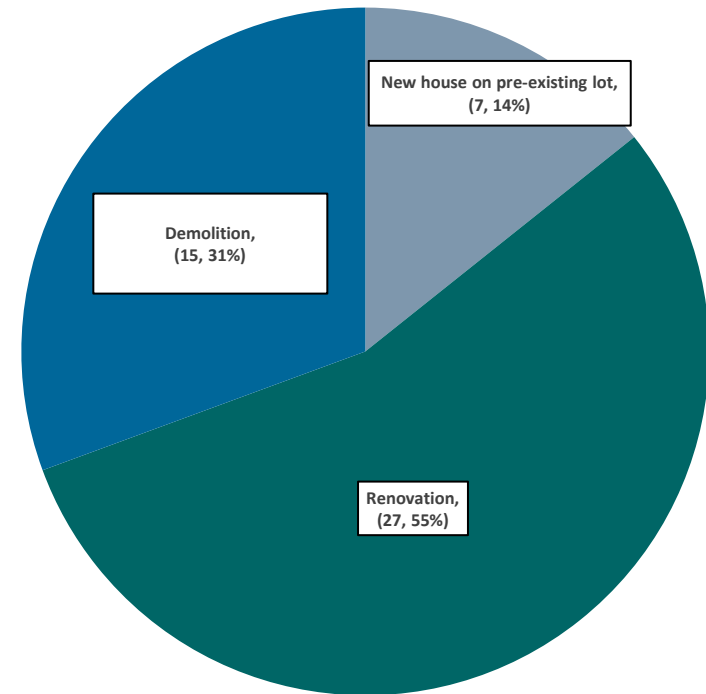
<sup>1</sup> Includes Regional Growth Strategy and Official Community Plan Amendments, Rezoning, Development Variance Permit, Development Permit, Temporary Use Permit, ALC Applications, Heritage, Subdivision, Board of Variance, etc.

<sup>2</sup> Building Permits issued includes new dwellings, renovations, additions and accessory structures for single detached lots and farmhouses

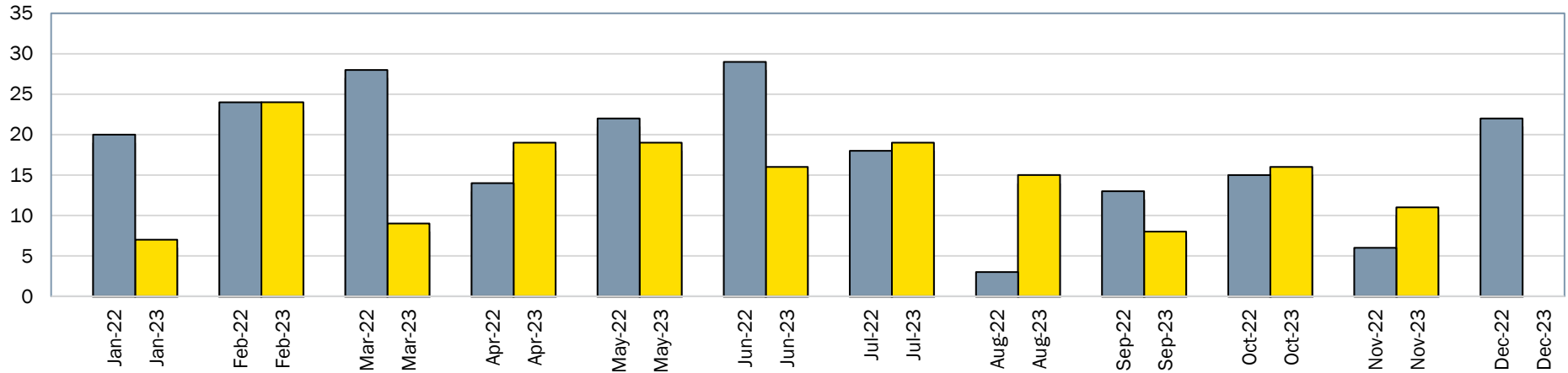
## Land Development Applications November 2023



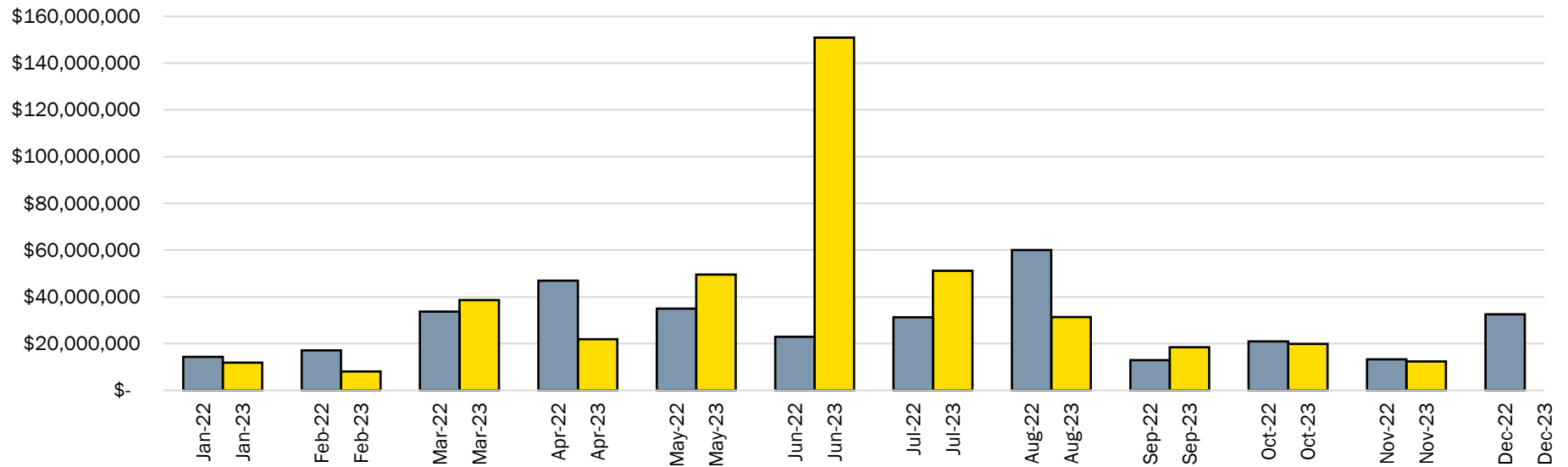
## Building Permit Applications Received Single Detached Residential November 2023



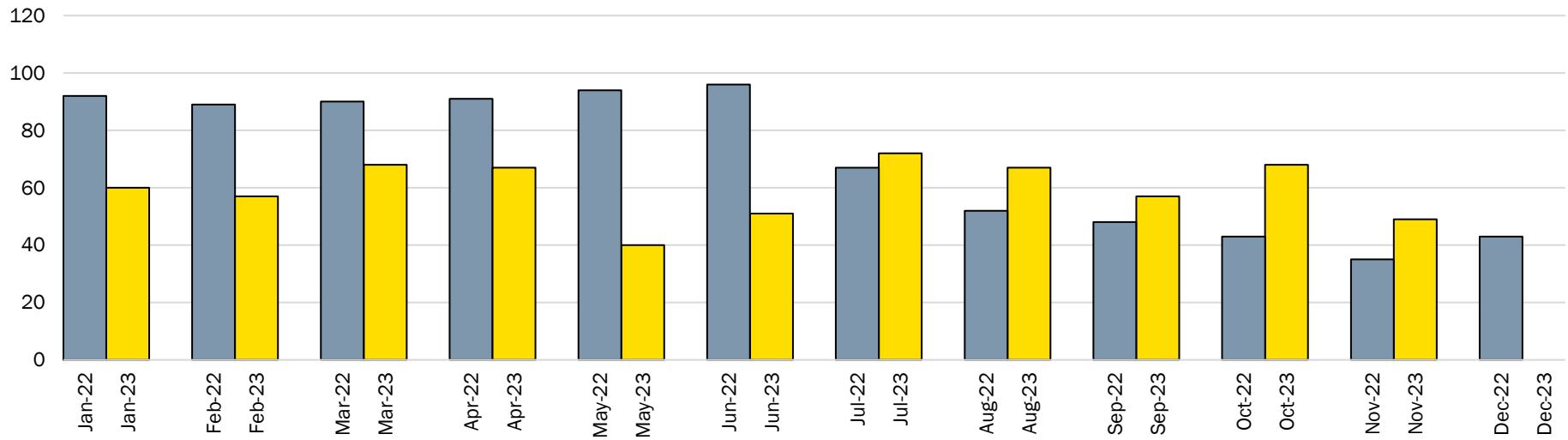
## Land Development Applications Received Comparison 2022 to 2023



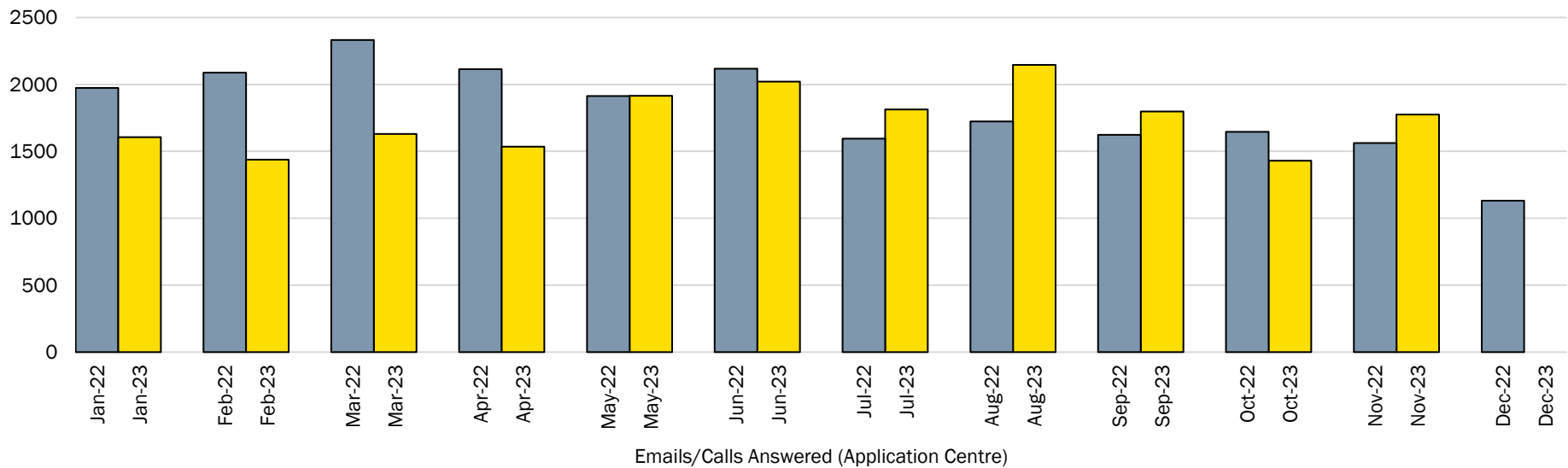
## Total Construction Value of Building Permits Issued Comparison 2022 to 2023



## Single Detached Building Permit Applications Received Comparison 2022 to 2023



## Application Centre Inquiries Comparison 2022 to 2023



# Development Monthly Highlights – December 2023

## TOTALS SUMMARY

PRE-APPLICATION MEETING REQUESTS	LAND DEVELOPMENT APPLICATIONS <sup>1</sup>	APPLICATION CENTRE INQUIRIES
2	14	1,183
BUILDING PERMITS ISSUED	BUILDING INSPECTIONS COMPLETED	
93	690	



## FINANCIAL SUMMARY

CONSTRUCTION VALUE OF BUILDING PERMITS	FEES COLLECTED – LAND DEVELOPMENT	FEES COLLECTED – PERMITS, ETC.
66,463,450	31,110	341,087



## SINGLE DETACHED RESIDENTIAL

BUILDING PERMITS ISSUED <sup>2</sup>	AUTHORIZED SECONDARY SUITES	LOTS CREATED BY SUBDIVISION (NET)
34	0	0



## MULTI-UNIT RESIDENTIAL

BUILDING PERMITS ISSUED	NEW UNITS	ESTIMATED TOTAL NEW FLOOR AREA (FT <sup>2</sup> )
3	6	214,451



## COMMERCIAL, INDUSTRIAL AND INSTITUTIONAL

BUILDING PERMITS ISSUED	ESTIMATED TOTAL NEW FLOOR AREA (FT <sup>2</sup> )
6	8,864



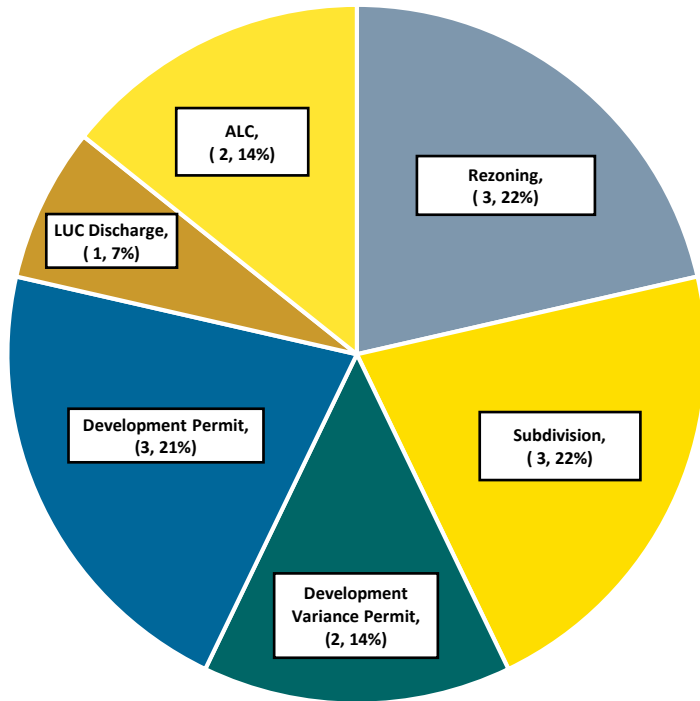
## OTHER (SIGN PERMITS, PLUMBING PERMITS, DEMOLITION PERMITS, ETC.)

PERMITS ISSUED
50

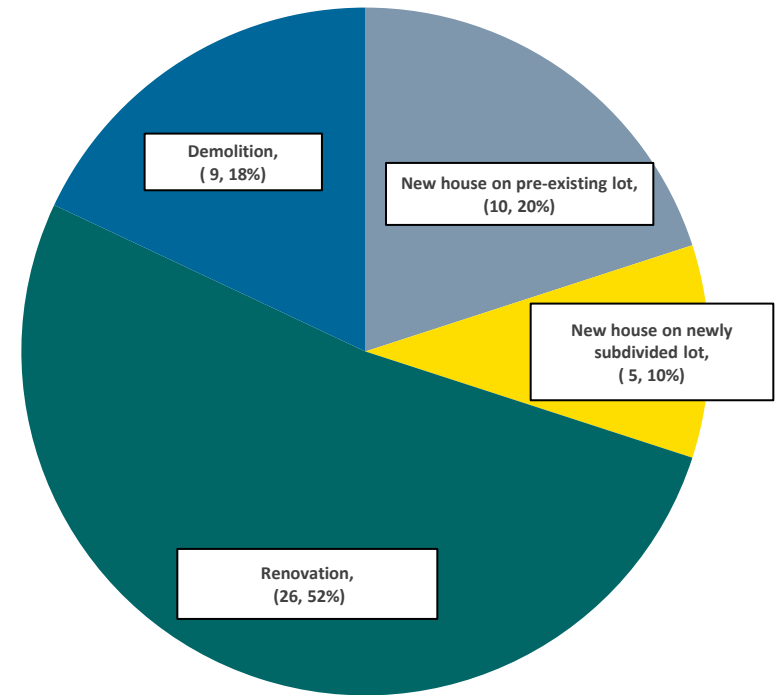
<sup>1</sup> Includes Regional Growth Strategy and Official Community Plan Amendments, Rezoning, Development Variance Permit, Development Permit, Temporary Use Permit, ALC Applications, Heritage, Subdivision, Board of Variance, etc.

<sup>2</sup> Building Permits issued includes new dwellings, renovations, additions and accessory structures for single detached lots and farmhouses

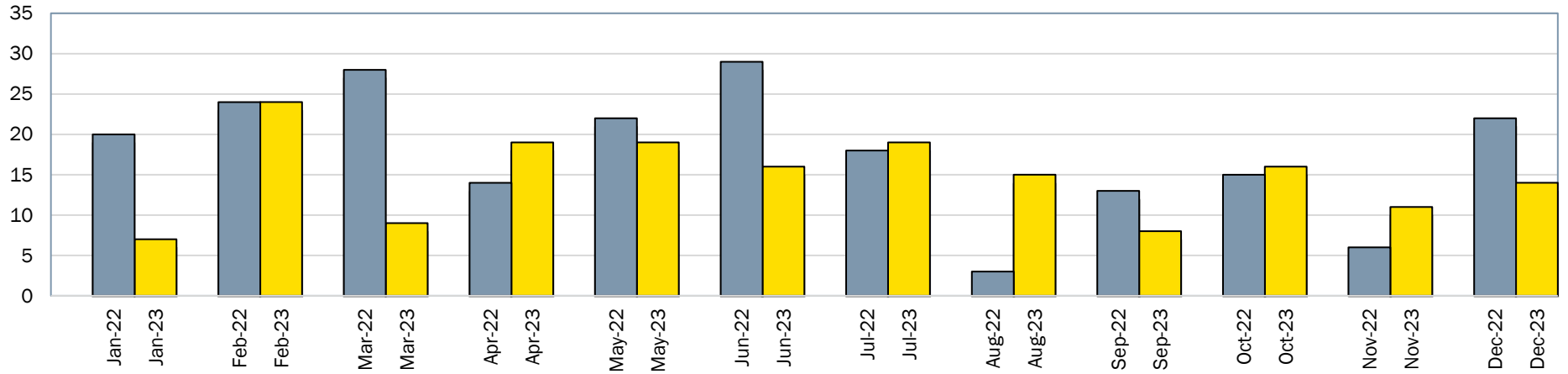
## Land Development Applications January 2024



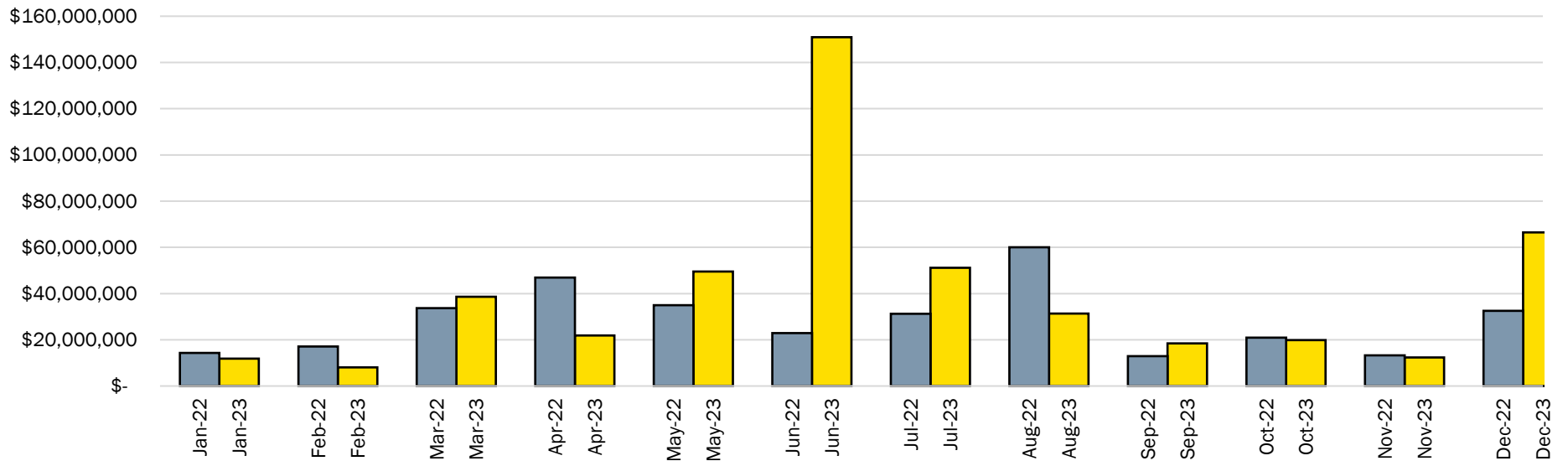
## Building Permit Applications Received Single Detached Residential January 2024



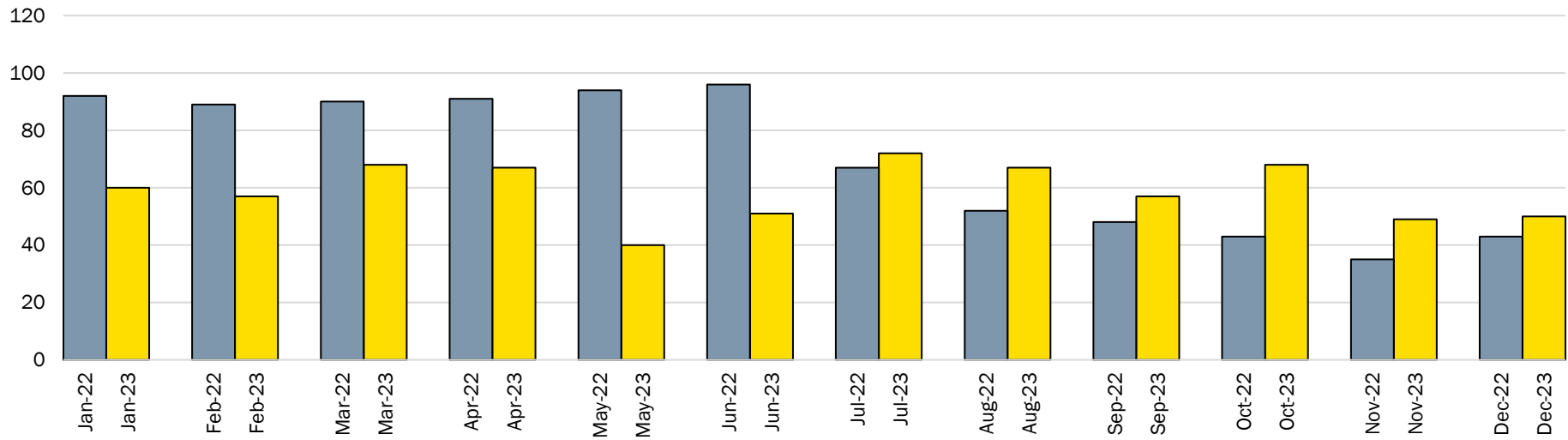
## Land Development Applications Received Comparison 2022 to 2023



## Total Construction Value of Building Permits Issued Comparison 2022 to 2023



## Single Detached Building Permit Applications Received Comparison 2022 to 2023



## Application Centre Inquiries Comparison 2022 to 2023

