

Development Monthly Highlights – September 2024



TOTALS SUMMARY

PRE-APPLICATION MEETING REQUESTS	LAND DEVELOPMENT APPLICATIONS ¹	APPLICATION CENTRE INQUIRIES
3	11	2067
BUILDING PERMITS ISSUED	BUILDING INSPECTIONS COMPLETED	
121	783	



FINANCIAL SUMMARY

CONSTRUCTION VALUE OF BUILDING PERMITS	FEES COLLECTED – LAND DEVELOPMENT	FEES COLLECTED – PERMITS, ETC.
\$19,859,569	\$29,570	\$147,740



SINGLE DETACHED RESIDENTIAL

BUILDING PERMITS ISSUED ²	AUTHORIZED SECONDARY SUITES	LOTS CREATED BY SUBDIVISION (NET)
32	12	2



MULTI-UNIT RESIDENTIAL

BUILDING PERMITS ISSUED	NEW UNITS	ESTIMATED TOTAL NEW FLOOR AREA (FT ²)
1	0	0



COMMERCIAL, INDUSTRIAL AND INSTITUTIONAL

BUILDING PERMITS ISSUED	ESTIMATED TOTAL NEW FLOOR AREA (FT ²)
8	24,729



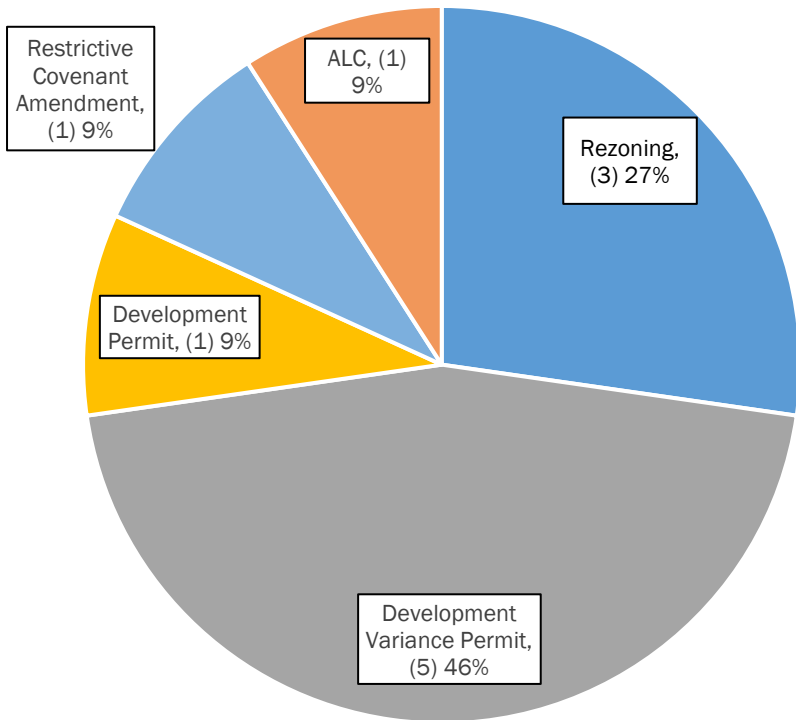
OTHER (SIGN PERMITS, PLUMBING PERMITS, DEMOLITION PERMITS, ETC.)

PERMITS ISSUED
80

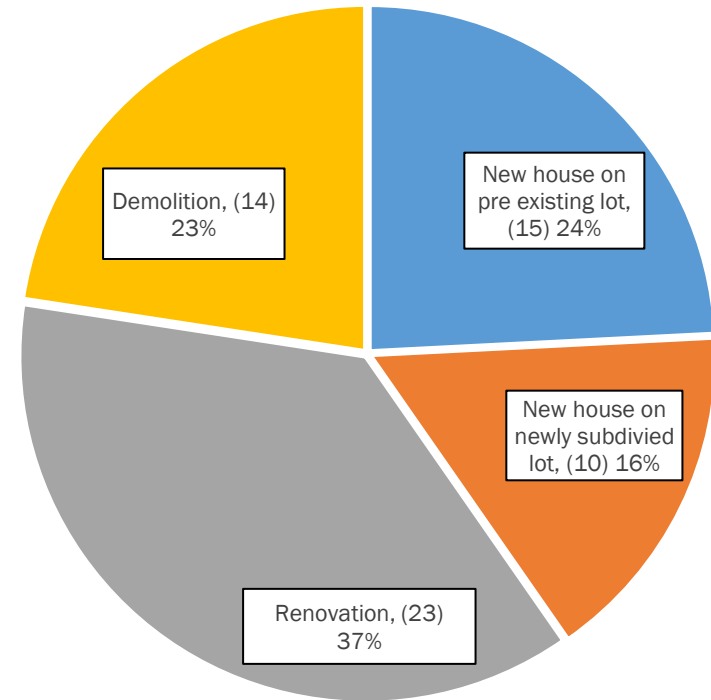
¹ Includes Regional Growth Strategy and Official Community Plan Amendments, Rezoning, Development Variance Permit, Development Permit, Temporary Use Permit, ALC Applications, Heritage, Subdivision, Board of Variance, etc.

² Building Permits issued includes new dwellings, renovations, additions and accessory structures for single detached lots and farmhouses

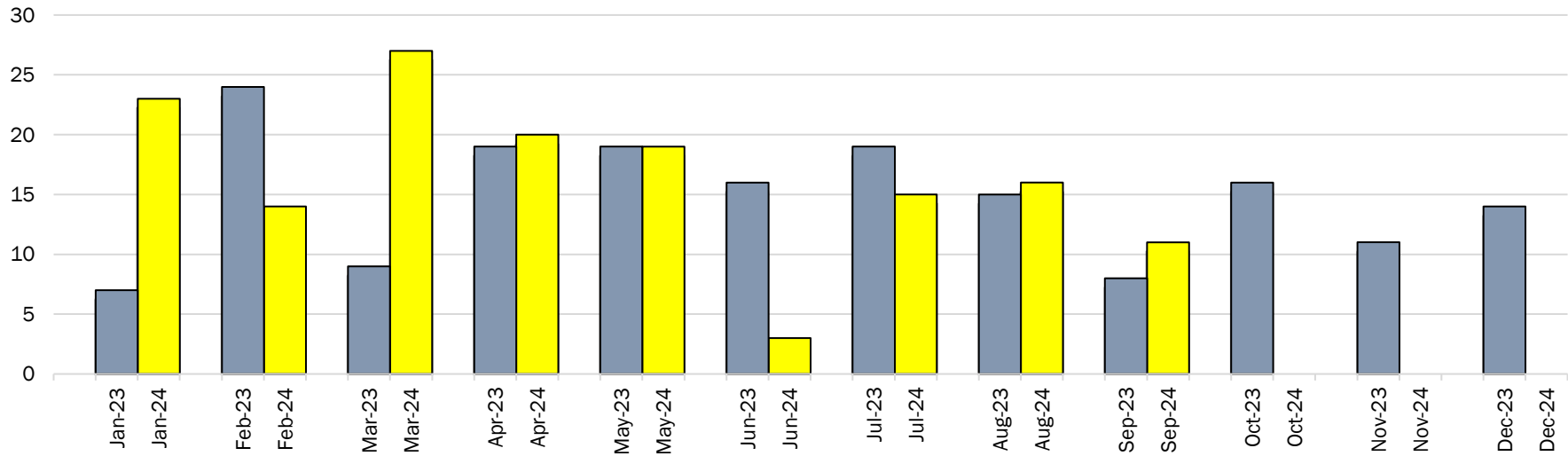
Land Development Applications September 2024



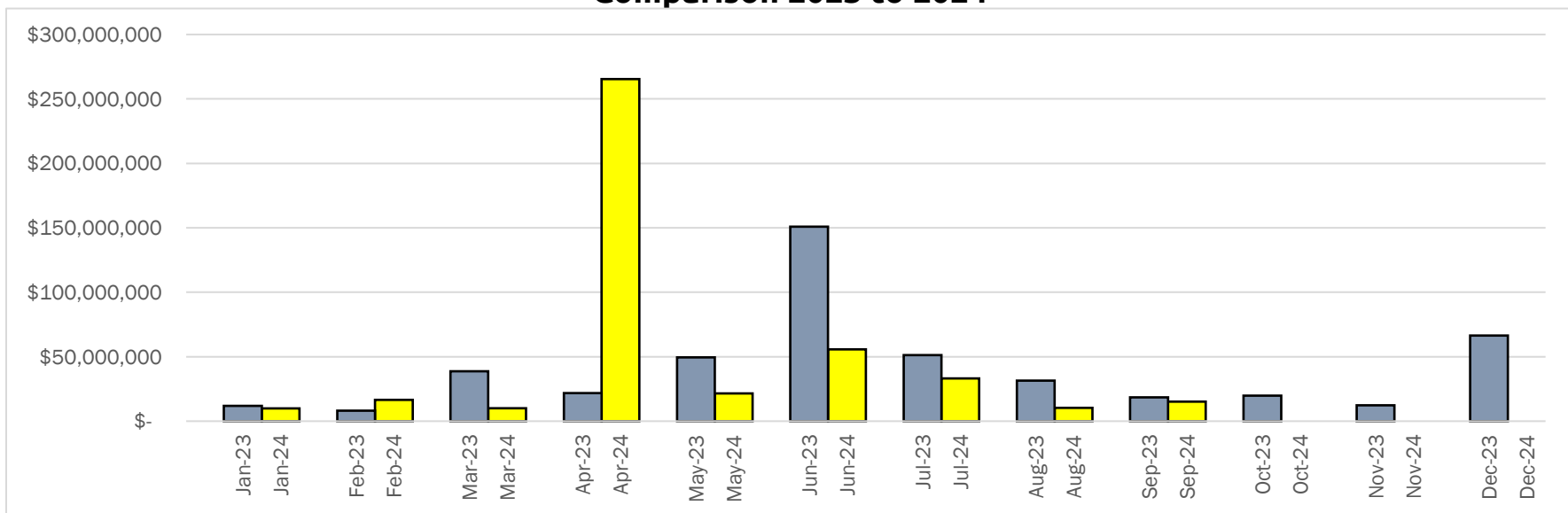
Building Permit Applications Received Single Detached Residential September 2024



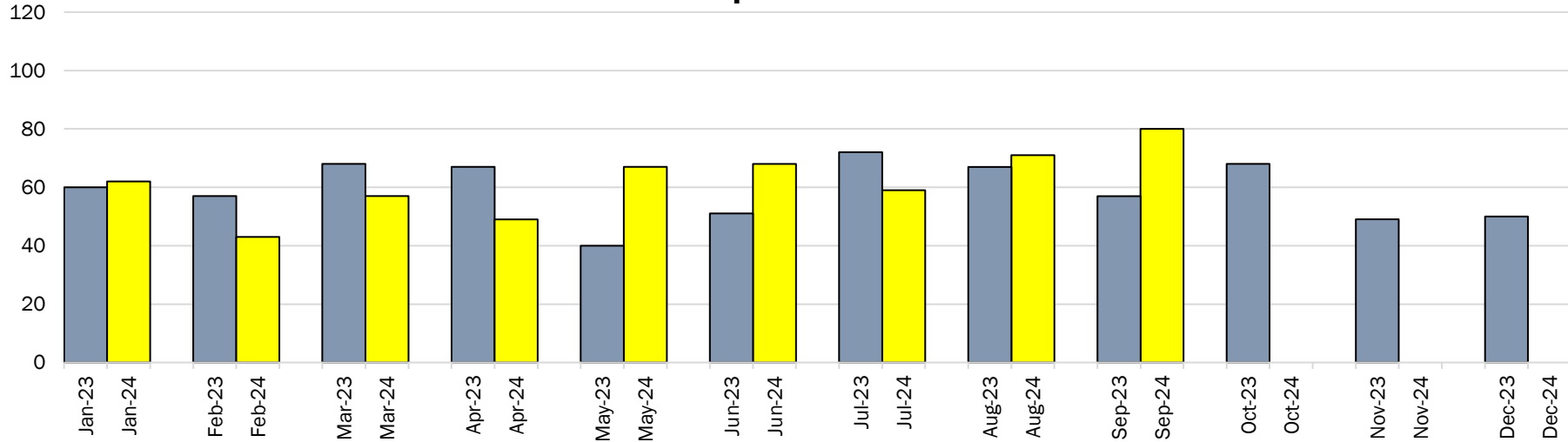
Land Development Applications Received Comparison 2023 to 2024



Total Construction Value of Building Permits Issued Comparison 2023 to 2024



Single Detached Building Permit Applications Received Comparison 2023 to 2024



Application Centre Inquiries Comparison 2023 to 2024

