

# CP&D Monthly Highlights – June 2022



## TOTALS SUMMARY

PRE-APPLICATION MEETING REQUESTS	LAND DEVELOPMENT APPLICATIONS <sup>1</sup>	APPLICATION CENTRE INQUIRIES
3	29	2,118
BUILDING PERMITS ISSUED	BUILDING INSPECTIONS COMPLETED	
162	1,213	



## FINANCIAL SUMMARY

CONSTRUCTION VALUE OF BUILDING PERMITS	FEES COLLECTED – LAND DEVELOPMENT	FEES COLLECTED – PERMITS, ETC.
\$22,893,565	\$48,660	\$238,765



## SINGLE DETACHED RESIDENTIAL

BUILDING PERMITS ISSUED <sup>2</sup>	AUTHORIZED SECONDARY SUITES	LOTS CREATED BY SUBDIVISION (NET)
52	14	1



## MULTI-UNIT RESIDENTIAL

BUILDING PERMITS ISSUED <sup>3</sup>	NEW UNITS	ESTIMATED TOTAL NEW FLOOR AREA (FT <sup>2</sup> )
2	0	0



## COMMERCIAL, INDUSTRIAL AND INSTITUTIONAL

BUILDING PERMITS ISSUED	ESTIMATED TOTAL NEW FLOOR AREA (FT <sup>2</sup> )
7	17,470



## OTHER (SIGN PERMITS, PLUMBING PERMITS, DEMOLITION PERMITS, ETC.)

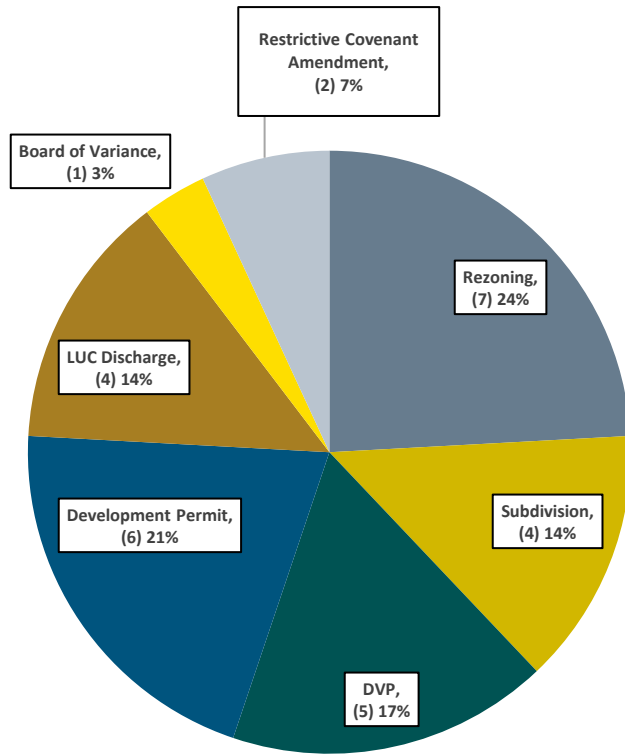
PERMITS ISSUED
101

<sup>1</sup> Includes Regional Growth Strategy and Official Community Plan Amendments, Rezoning, Development Variance Permit, Development Permit, Temporary Use Permit, ALC Applications, Heritage, Subdivision, Board of Variance, etc.

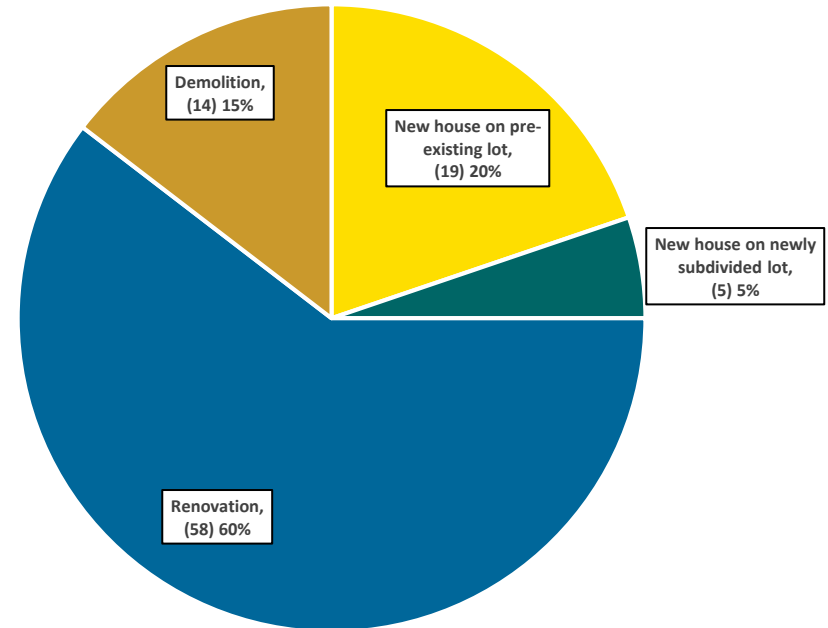
<sup>2</sup> Building Permits issued includes new dwellings, renovations, additions and accessory structures for single detached lots and farmhouses

<sup>3</sup> Multi-Unit Residential Building Permits issued were for interior and exterior renovation. No new floor area or residential units created.

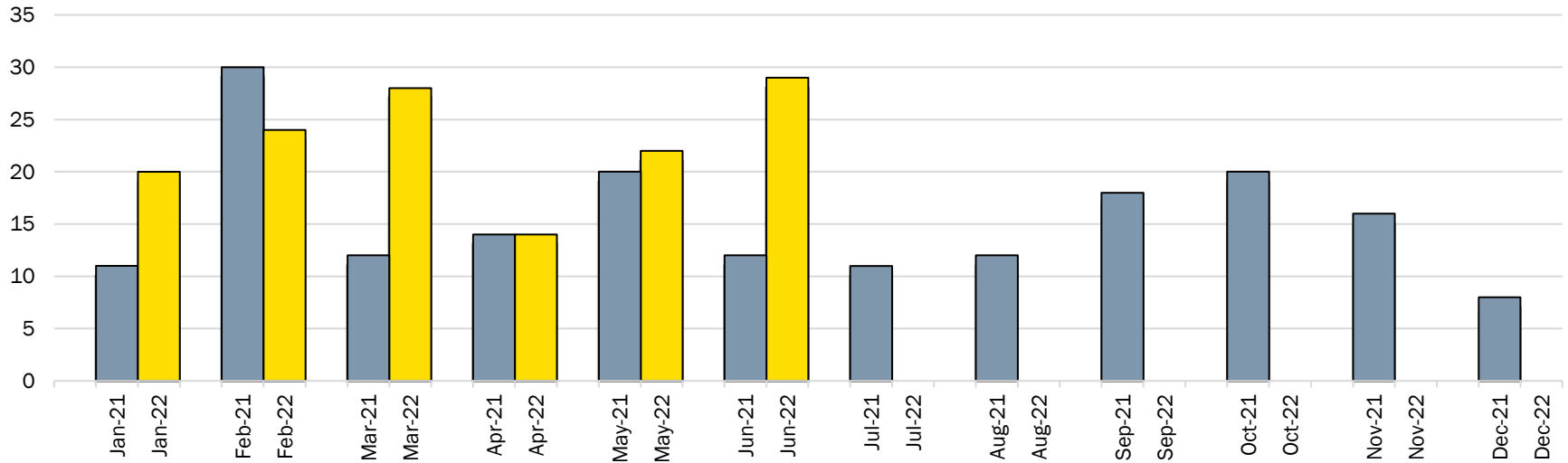
## Land Development Applications June 2022



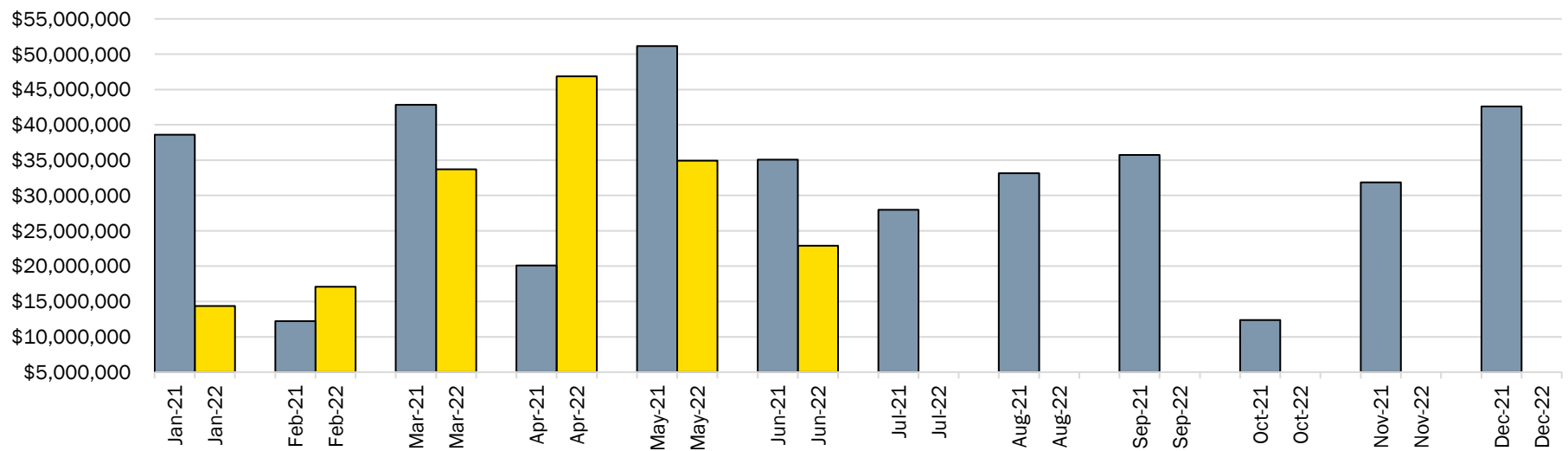
## Building Permit Applications Received Single Detached Residential June 2022



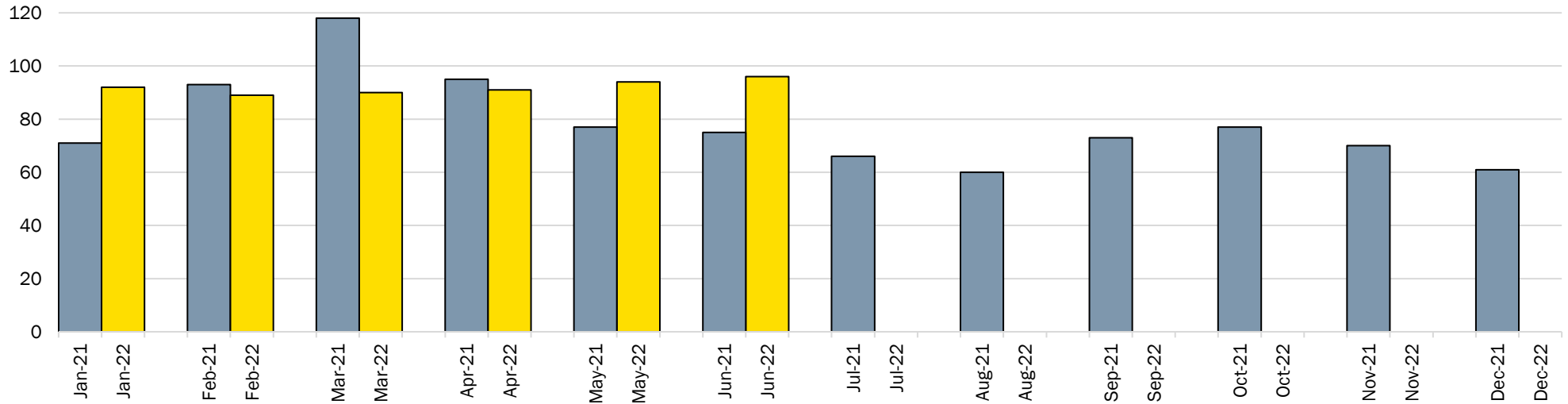
## Land Development Applications Received Comparison 2021 to 2022



## Total Construction Value of Building Permits Issued Comparison 2021 to 2022



## Single Detached Building Permit Applications Received Comparison 2021 to 2022



## Application Centre Inquiries Comparison 2021 to 2022

