



# City of Delta Emergency Preparedness Survey 2025

September 24, 2025

Prepared by The W Group



# Background

An emergency or disaster can occur anytime, anywhere. An earthquake, flood, power outage, and severe weather incidents are just some of the possibilities. Delta strives to be a prepared community, ready to respond to any disaster or emergency.

This survey was designed to help the City of Delta better understand how aware residents are, how they feel about potential risks, and what expectations they have of the City's emergency preparedness. Input from residents will help improve how the City supports the community before, during, and after an emergency.

These results are based on 350 responses (partial and complete) gathered from:

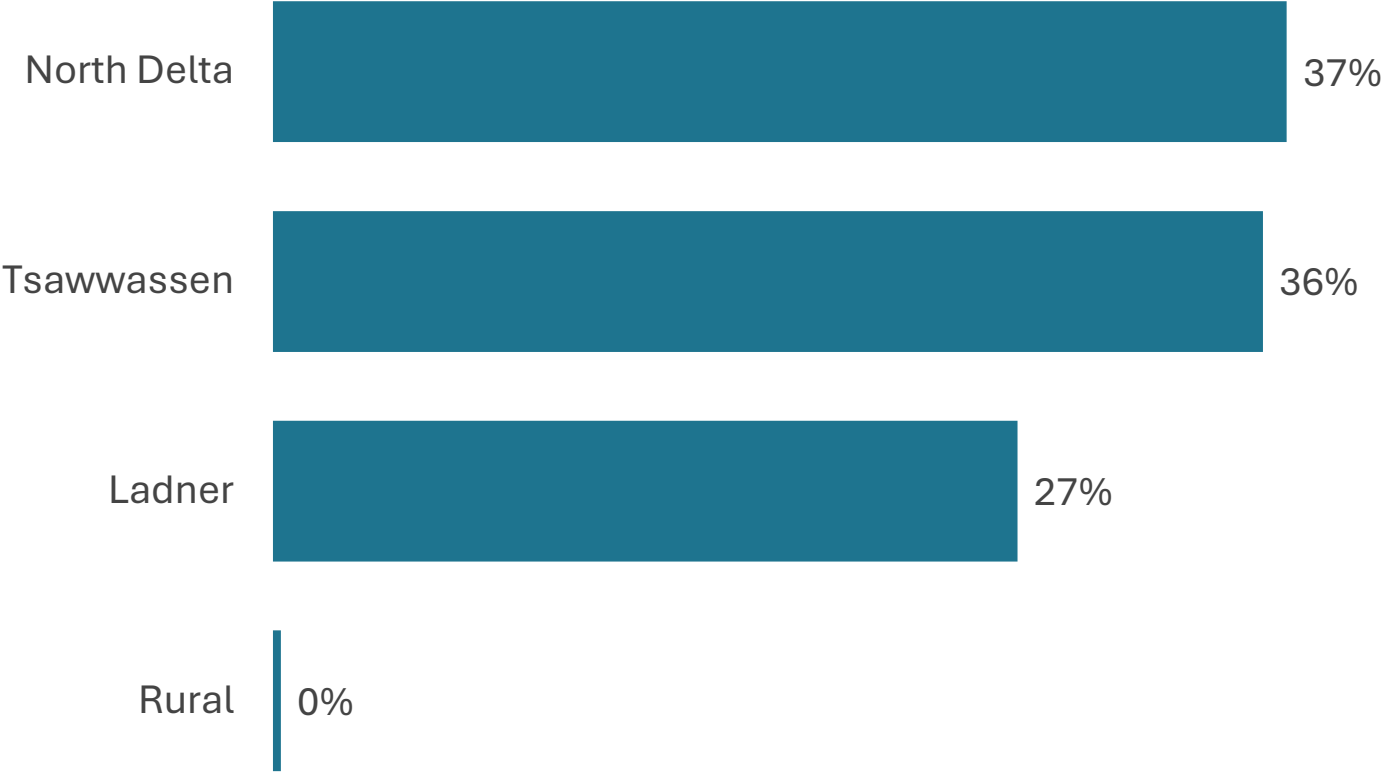
Delta Insights Panel: 341 submissions from August 23 to September 7, 2025

Panel referrals: 9 submissions from August 23 to September 7, 2025

The results are not weighted to the City of Delta's population.

The survey results broken out by Delta Community and Age Range are shown in the Appendix.

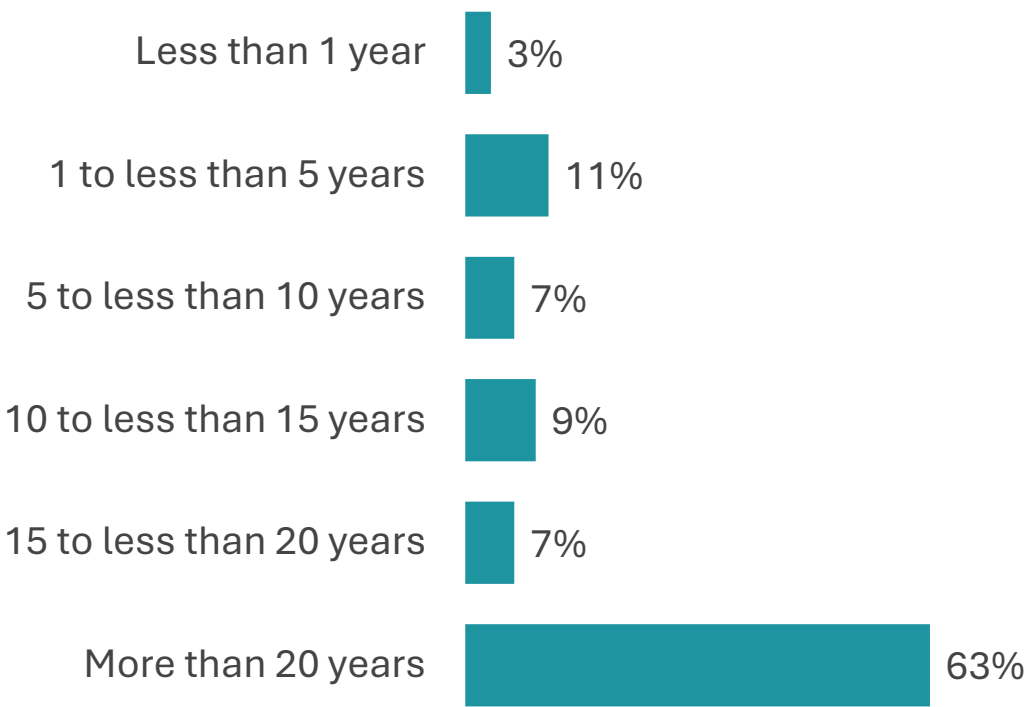
# Respondent Profile: Delta Community



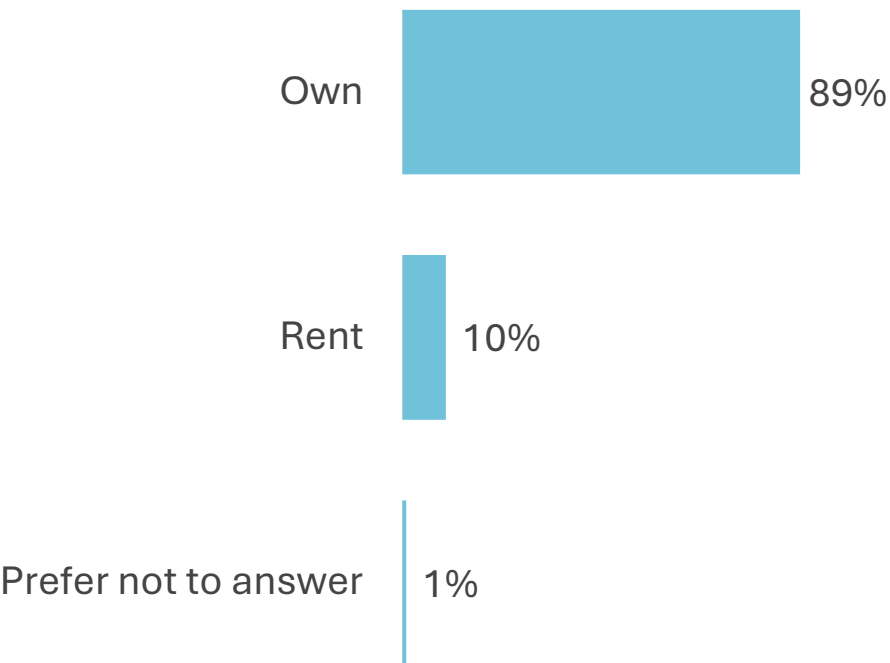
Q: Which area of Delta do you live in?  
Total Respondents: 348

# Respondent Profile: Years living in Delta & Tenure

Years living in Delta



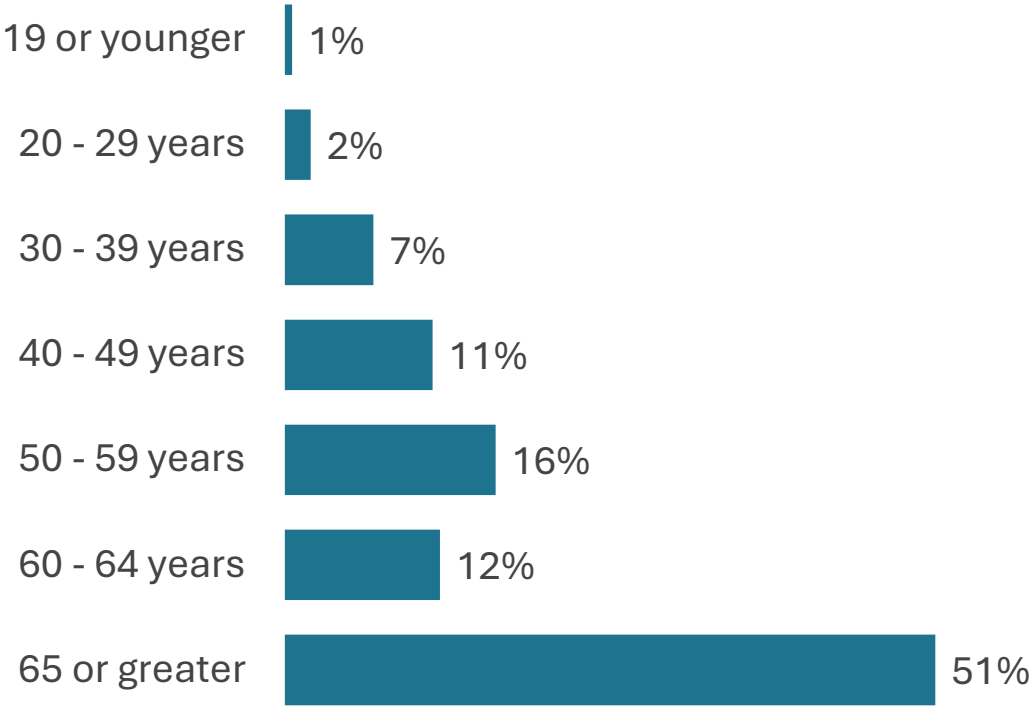
Tenure



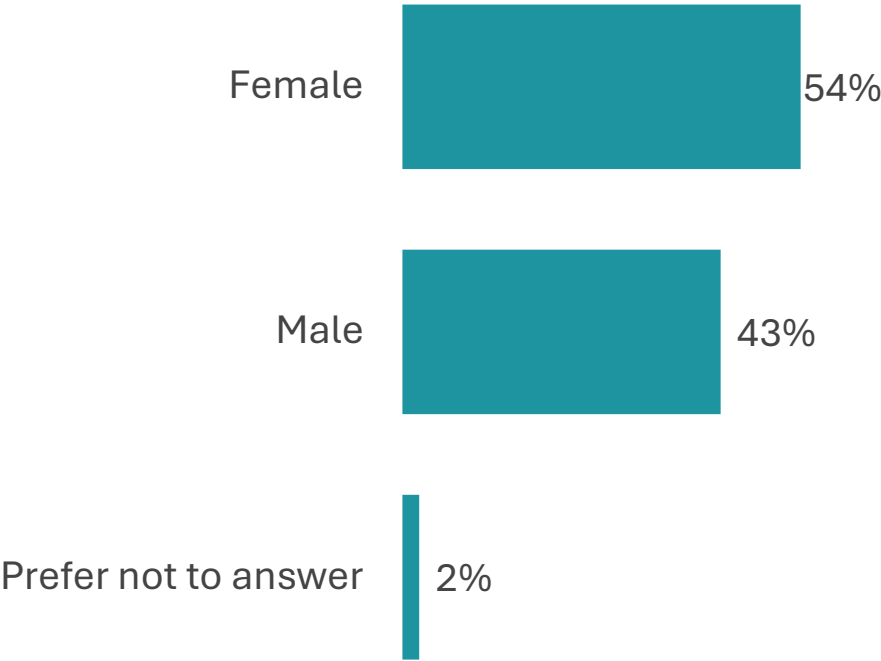
Q: How long have you lived in Delta?  
Q: Do you own or rent the home in which you live?  
Total Respondents: 348

# Respondent Profile: Age & Gender

Age range

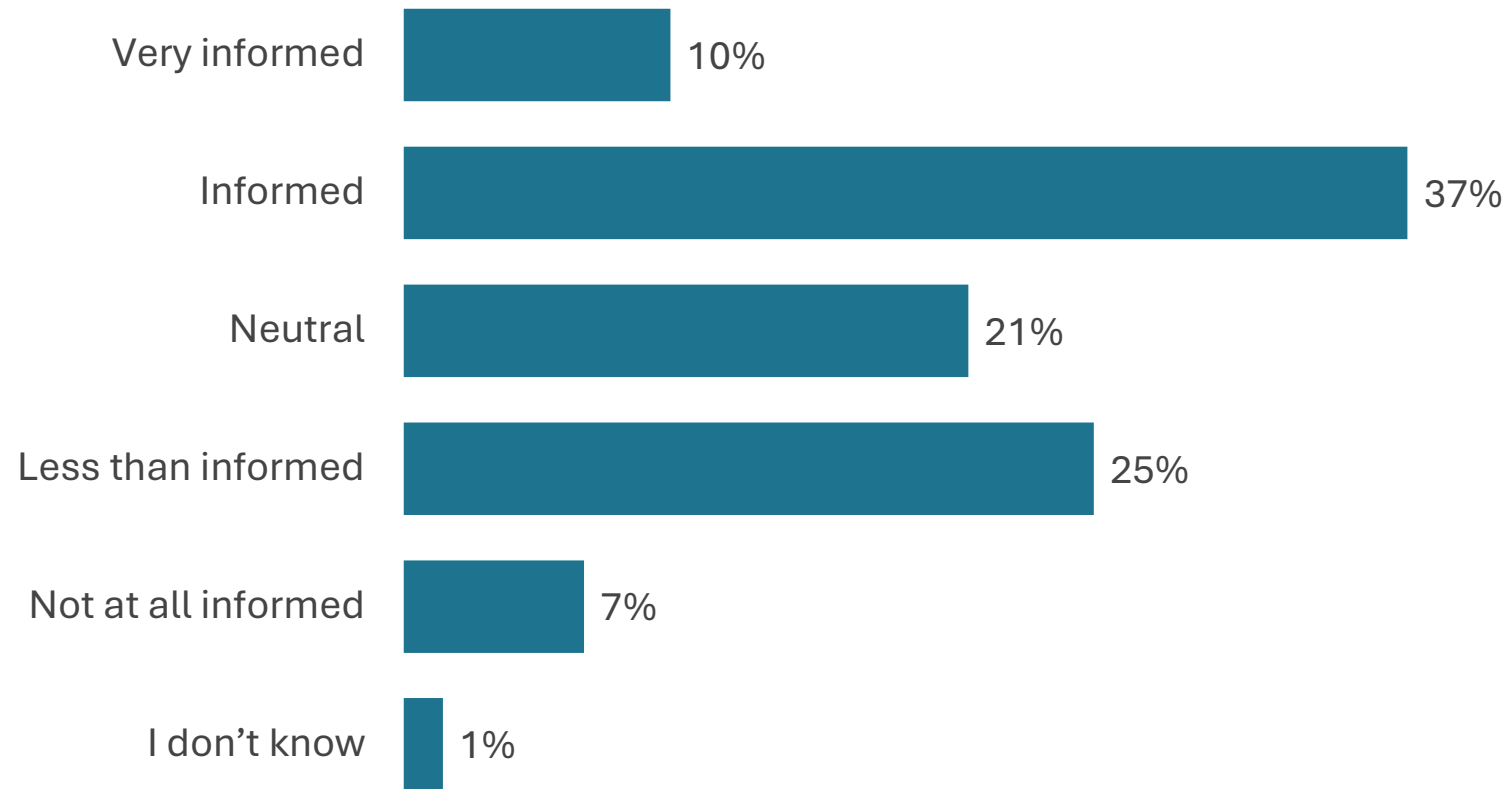


Gender



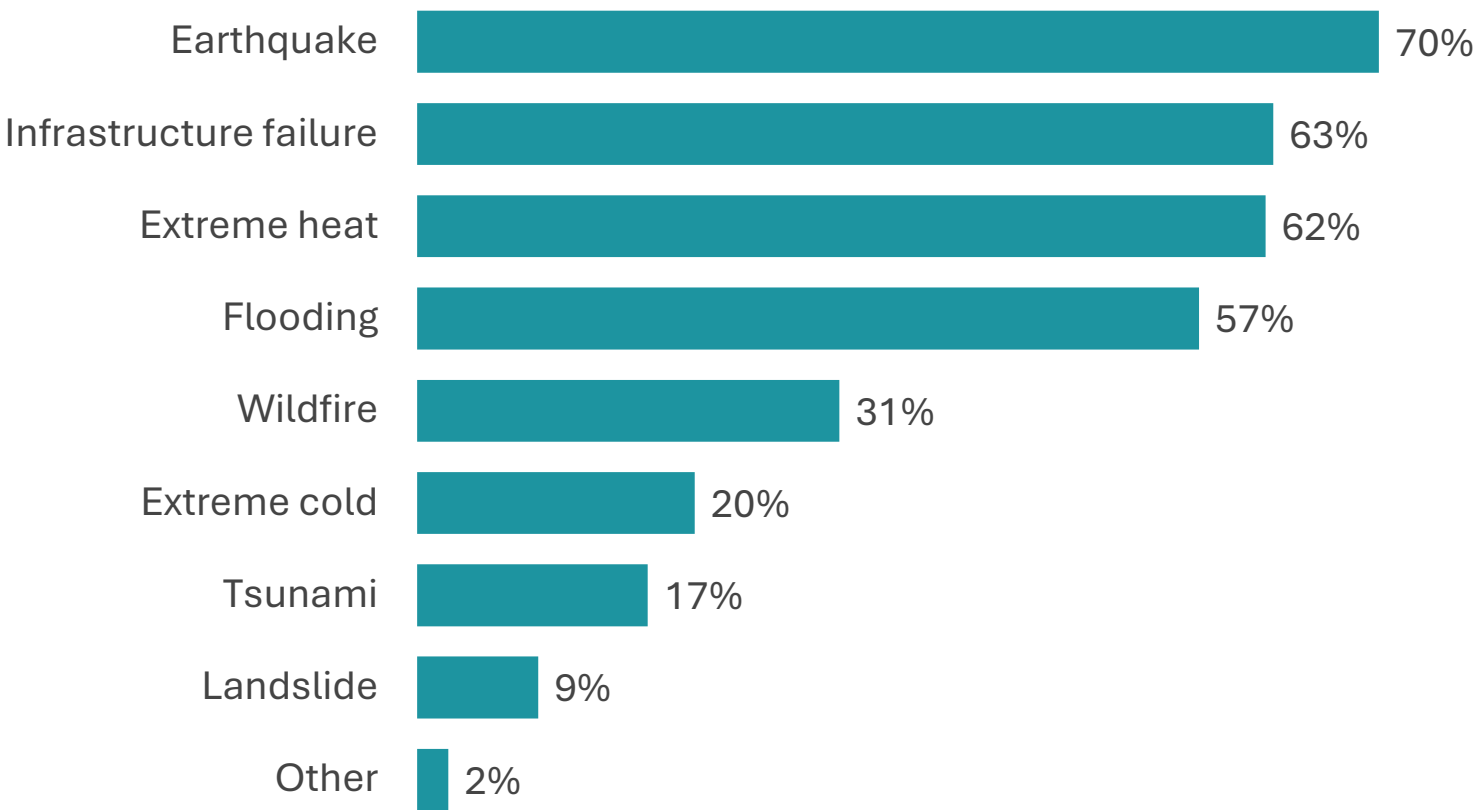
Q: What is your age group?  
Q: How do you describe yourself?  
Total Respondents: 348

# Informed about emergencies that could affect community



Q: How informed do you feel about the types of emergencies that could affect your community?  
Total Respondents: 350

# Types of emergencies most likely to impact community in next 5 years

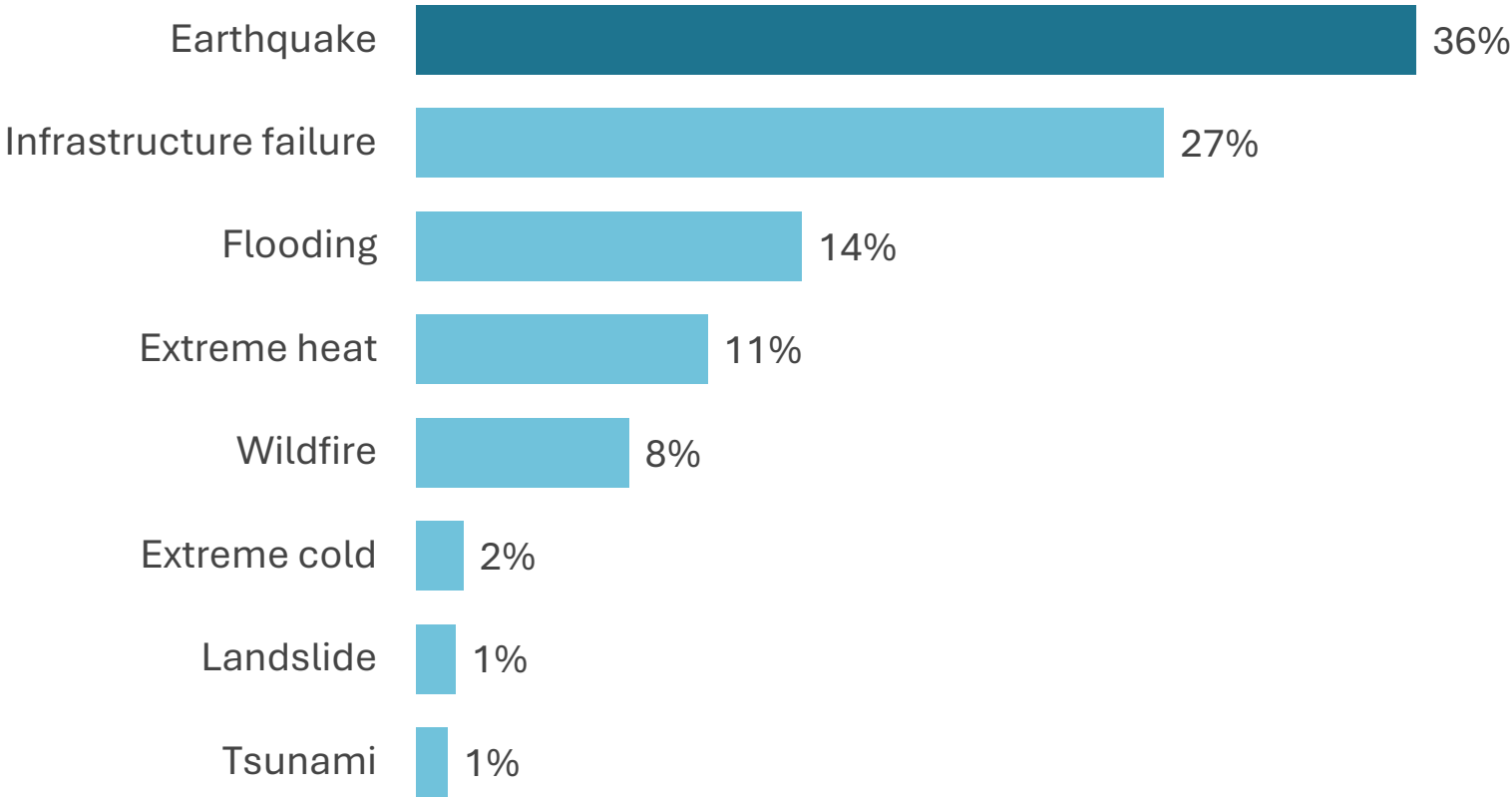


Q: Which types of emergencies do you believe are most likely to impact your community in the next 5 years? Select all that apply.

**Please refer to the Verbatims File to read all the open-ended comments submitted for this question.**

Total Respondents: 350

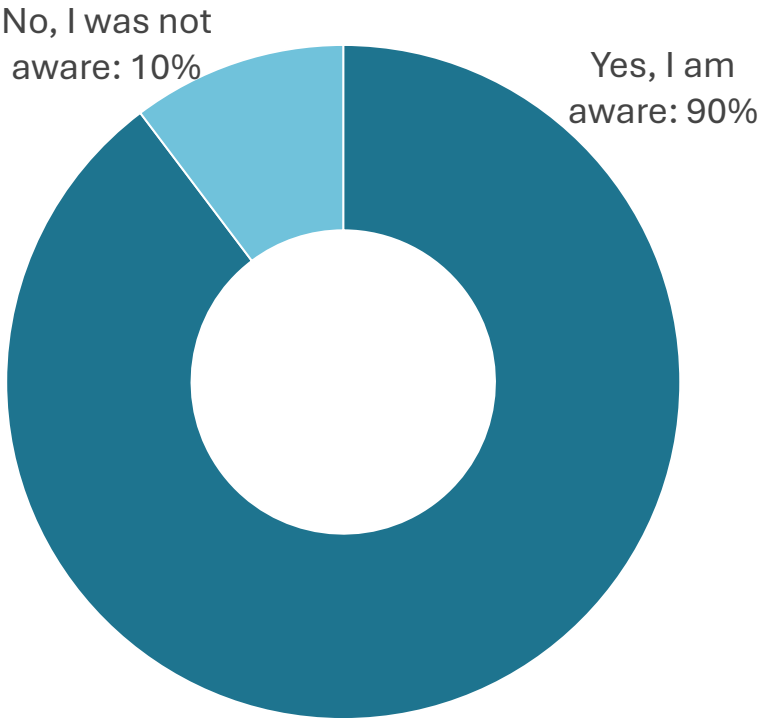
# Emergency most concerned about



Q: Which ONE emergency are you most concerned about?  
Total Respondents: 350



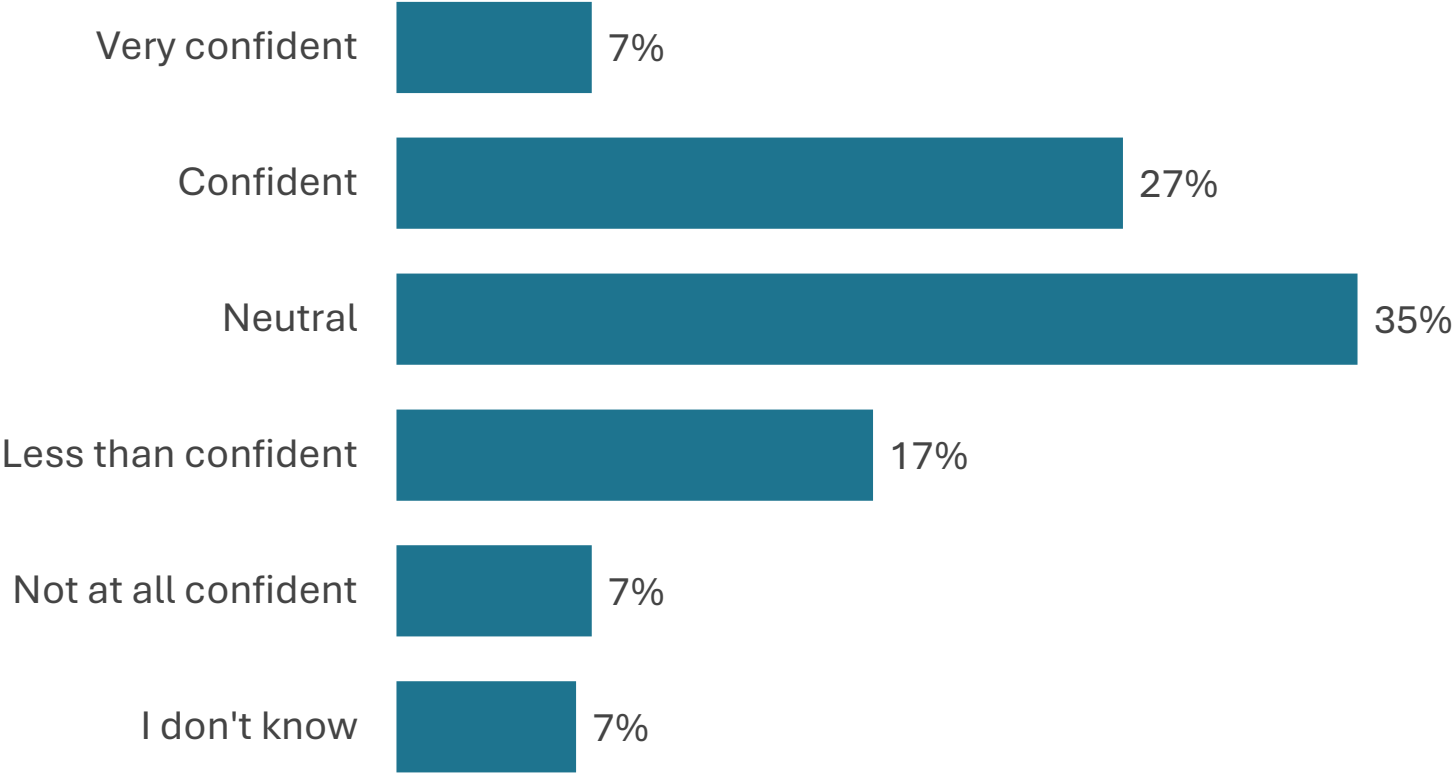
# Awareness that you and your family may need to be self-sufficient for over 72 hours



Q: Are you aware that during a disaster, you and your family may need to be self-sufficient for over 72 hours? i.e. It may be a while before emergency response, and services may be available to assist you.

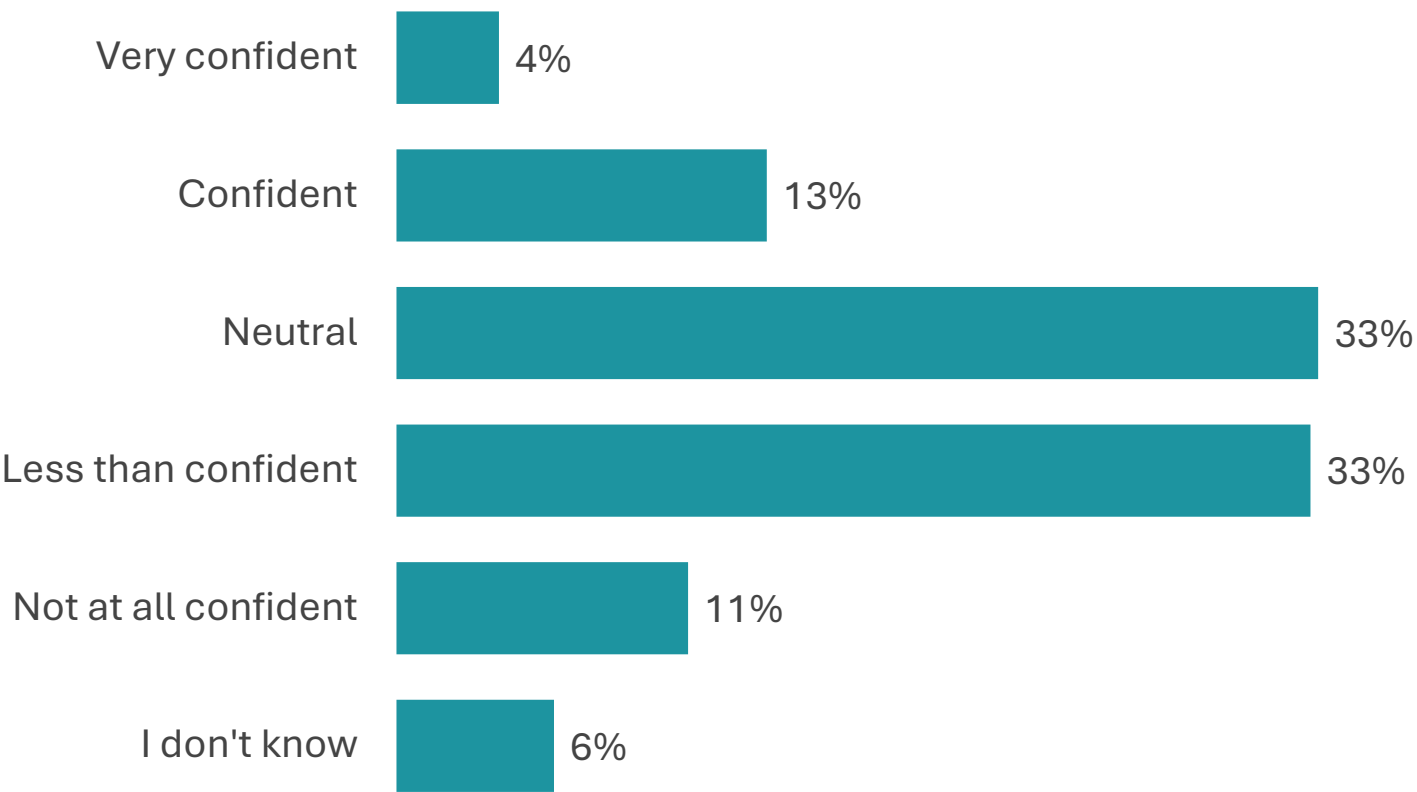
Total Respondents: 350

# Confidence in City's ability to effectively manage and respond to an emergency



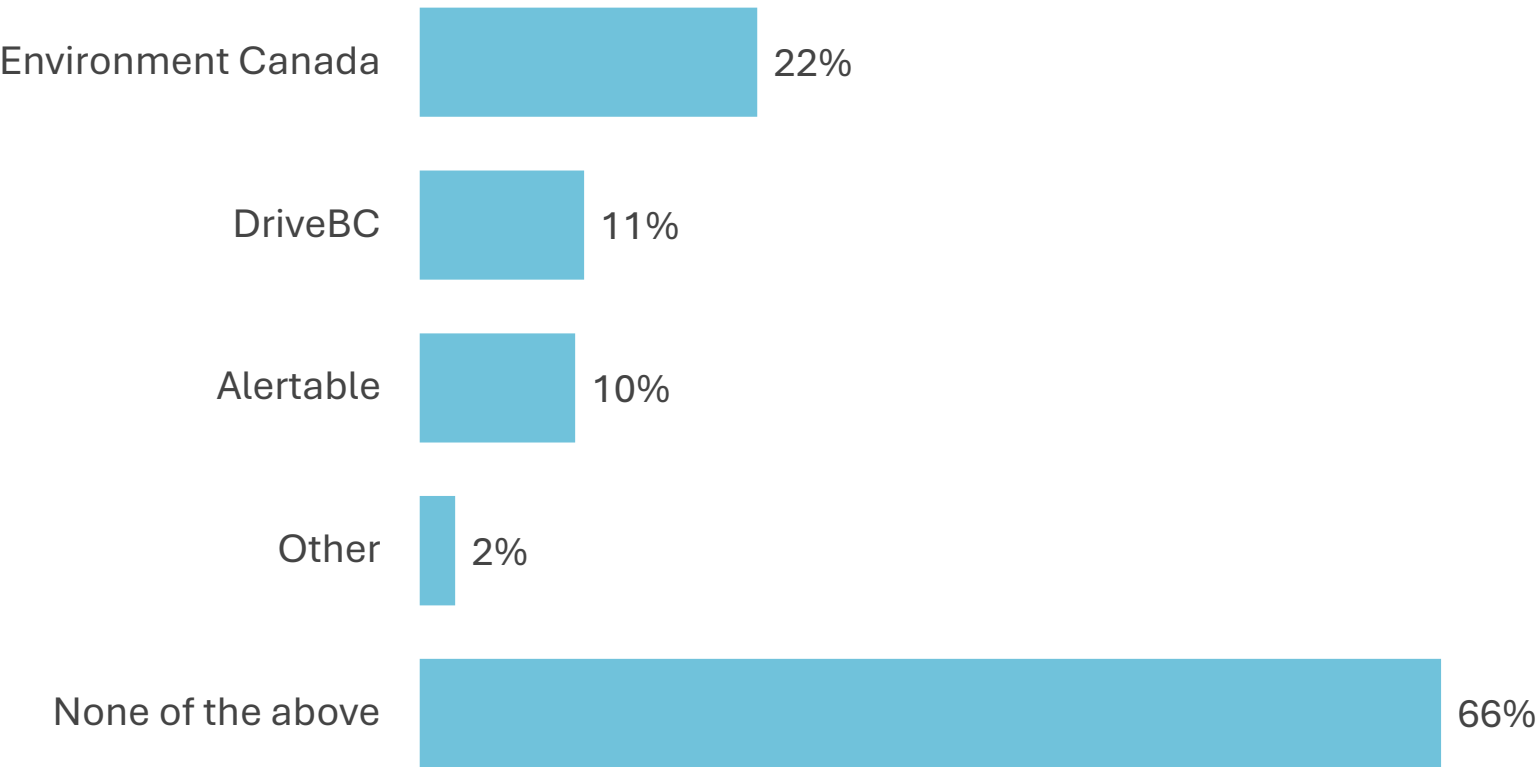
Q: How confident are you in the City of Delta’s ability to effectively manage and respond to an emergency?  
Total Respondents: 350

# Confidence that vulnerable populations will receive the help they need



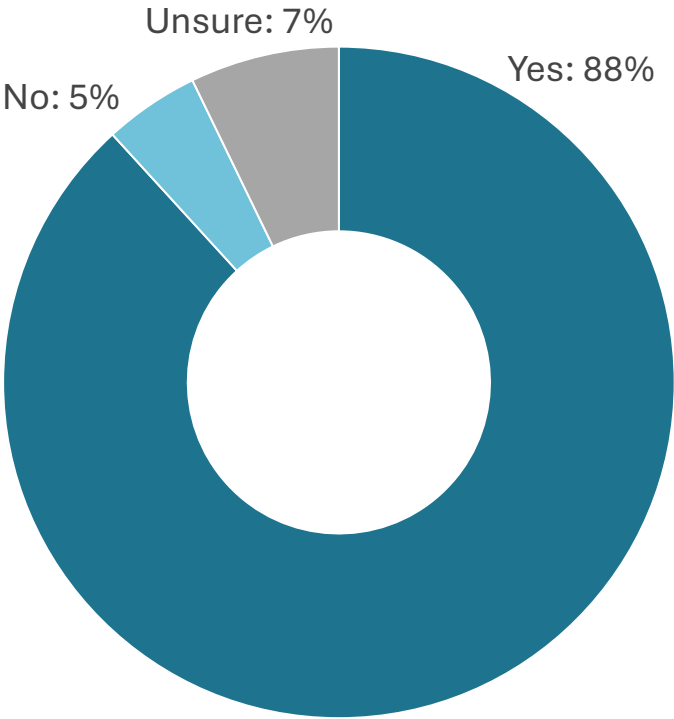
Q: How confident are you that vulnerable populations (e.g., seniors, low-income households, people with disabilities) will receive the help they need during an emergency?  
Total Respondents: 350

# Currently receive emergency alerts or notifications from provincial or federal governments



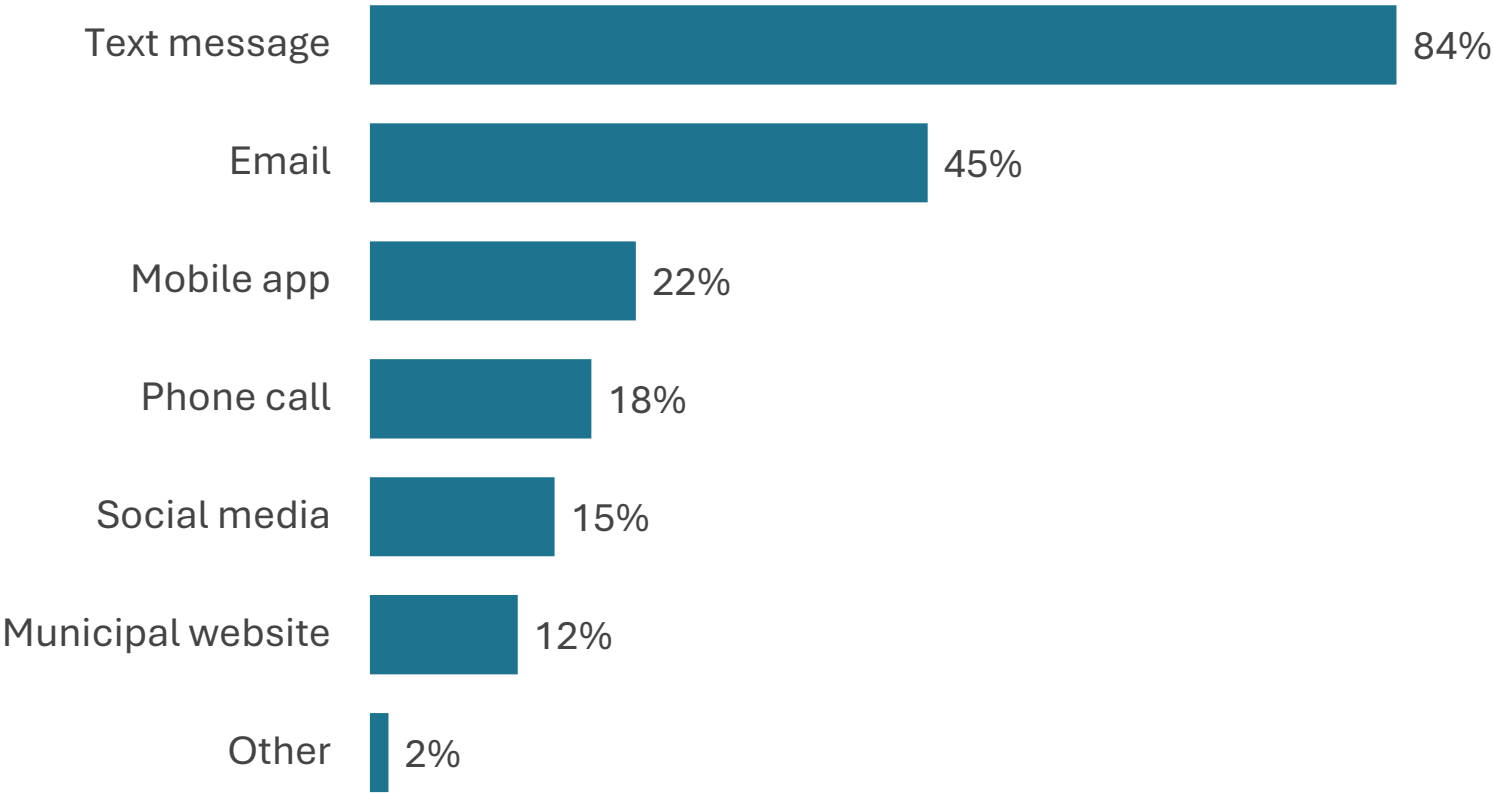
Q: Are you currently signed up to receive any of the following emergency alerts or notifications from the provincial or federal governments? Select all that apply.  
**Please refer to the Verbatims File to read all the open-ended comments submitted for this question.**  
Total Respondents: 348

# Like to receive alerts from the City for emergencies affecting Delta



Q: Would you like to receive alerts from the City for emergencies affecting Delta?  
Total Respondents: 348

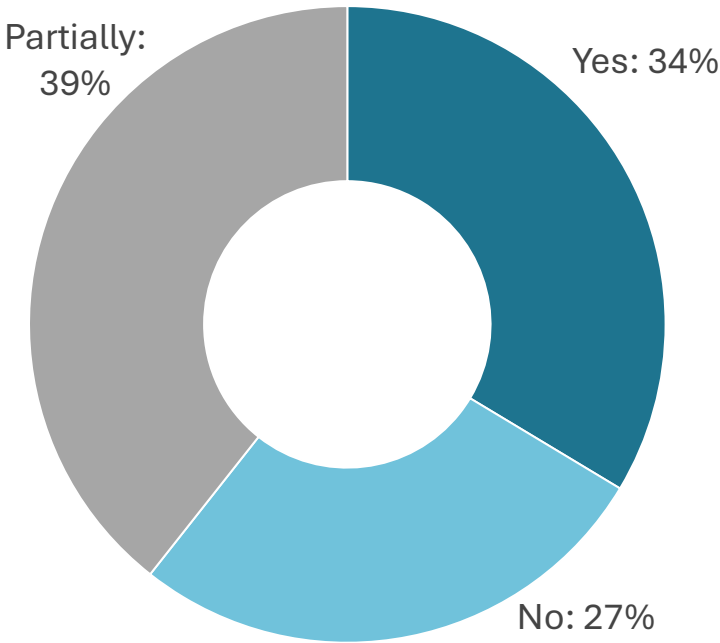
# Preference for receiving emergency notifications and alerts from the City of Delta



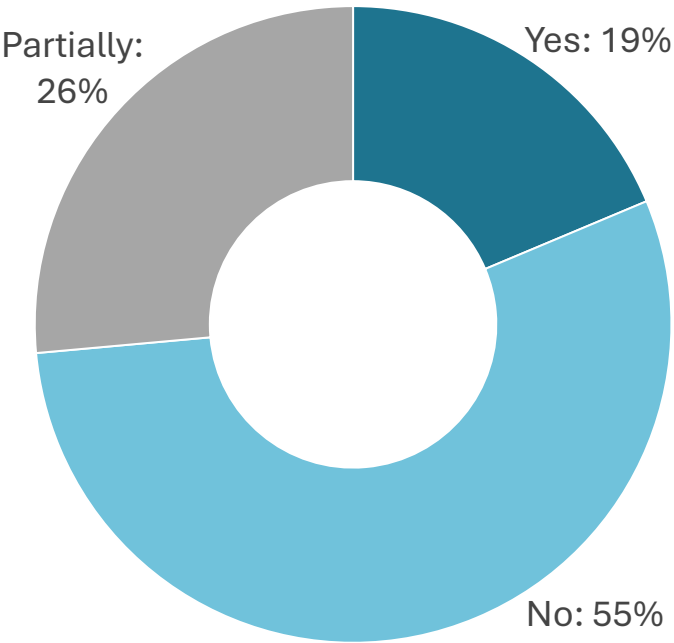
Q: How would you prefer to receive emergency notifications and alerts from the City of Delta if a service was available? Select all that apply.  
**Please refer to the Verbatims File to read all the open-ended comments submitted for this question.**  
Total Respondents: 332

# Home emergency kits & grab-and-go bags

Home emergency kit



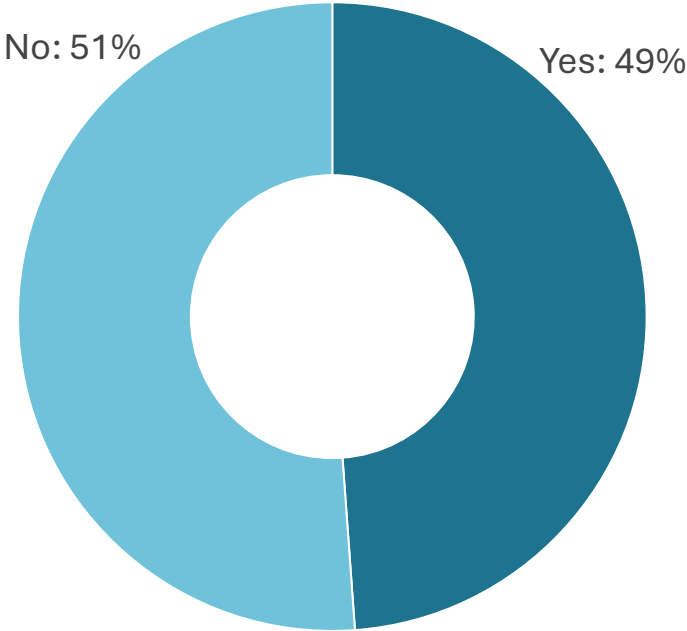
Emergency grab-and-go bag



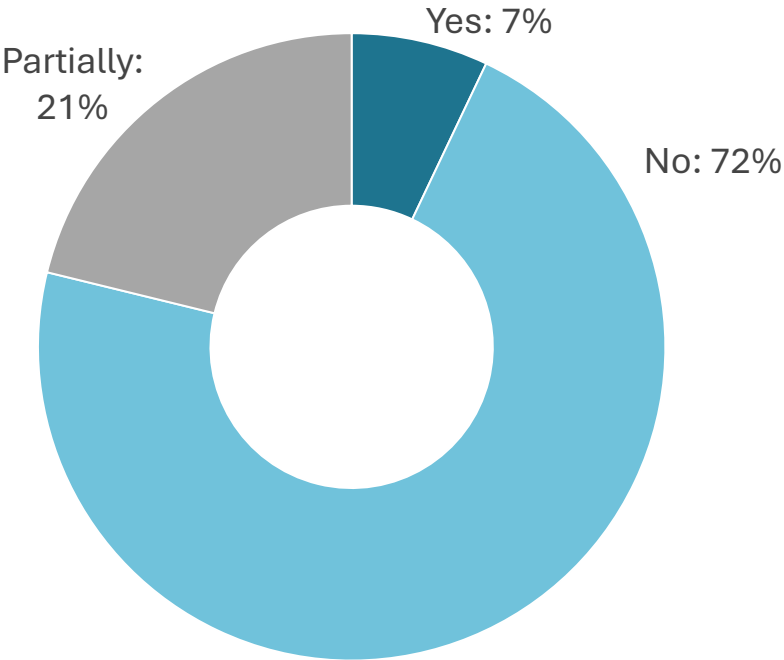
Q: Do you or your household have a home emergency kit with supplies to last at least 72 hours (3 days)?  
Q: Do you have an emergency grab-and-go bag?  
Total Respondents: 348

# Household pets & emergency kits

**Pets in household**



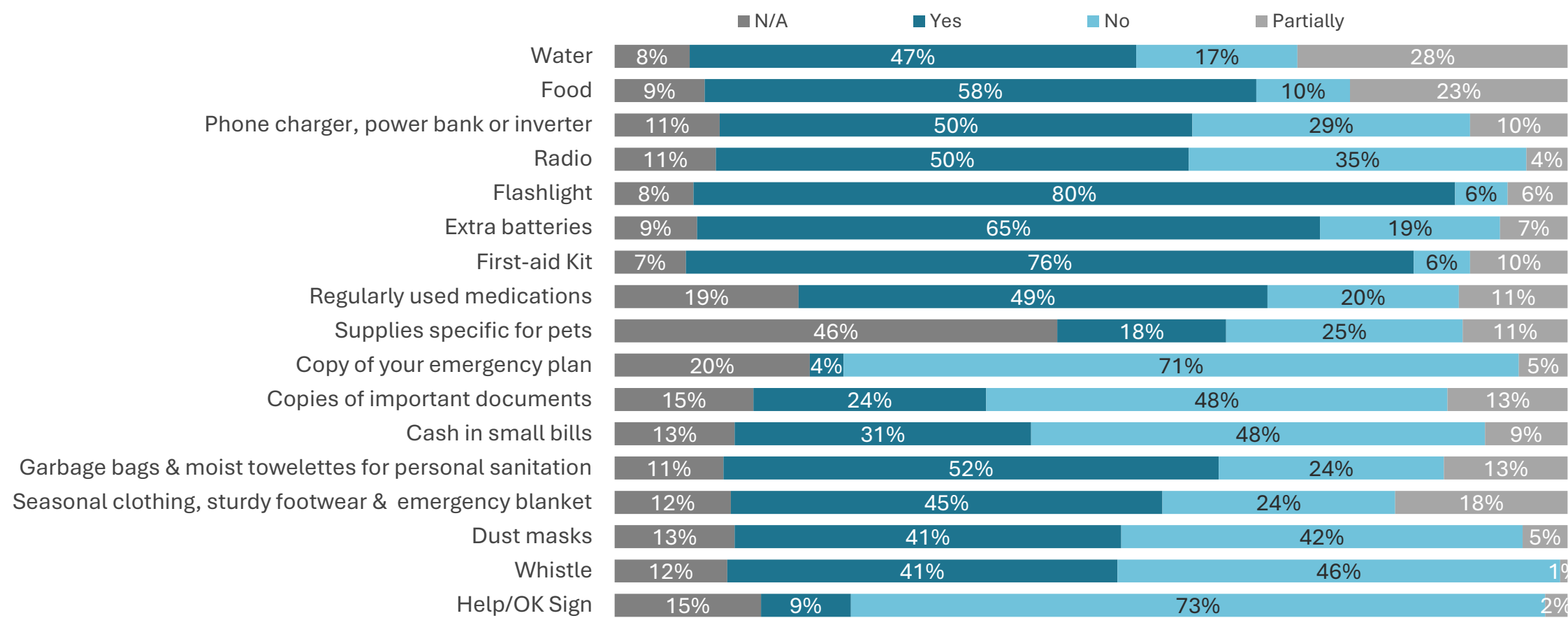
**Emergency pet kit(s)**



Q: Does your household have any pets?  
Q: Do you have an emergency pet kit?  
Total Respondents: 348/ 170

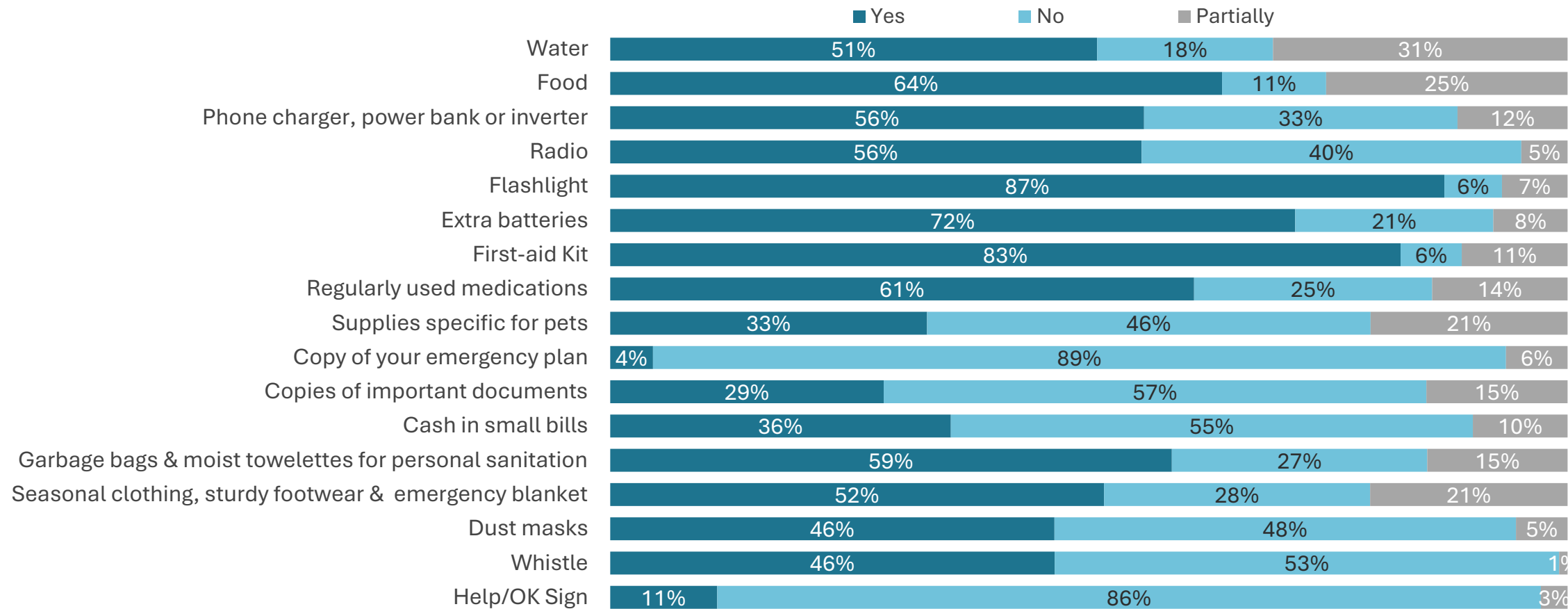


# Supplies in home emergency kit (includes N/A response option)



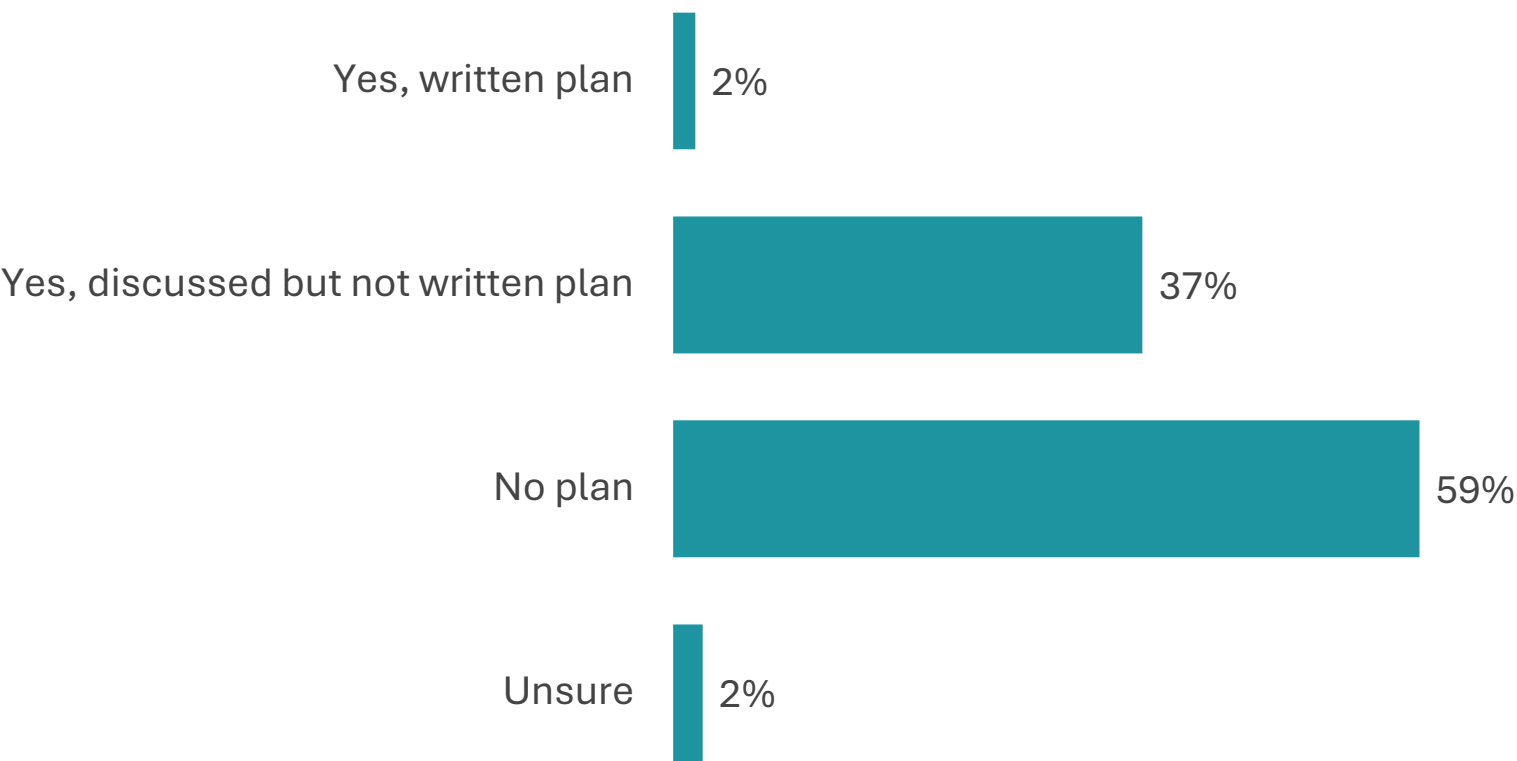
Q: Which of the following home emergency kit supplies have you addressed in your kits?  
Total Respondents: 254

# Supplies in home emergency kit (excludes N/A response option)



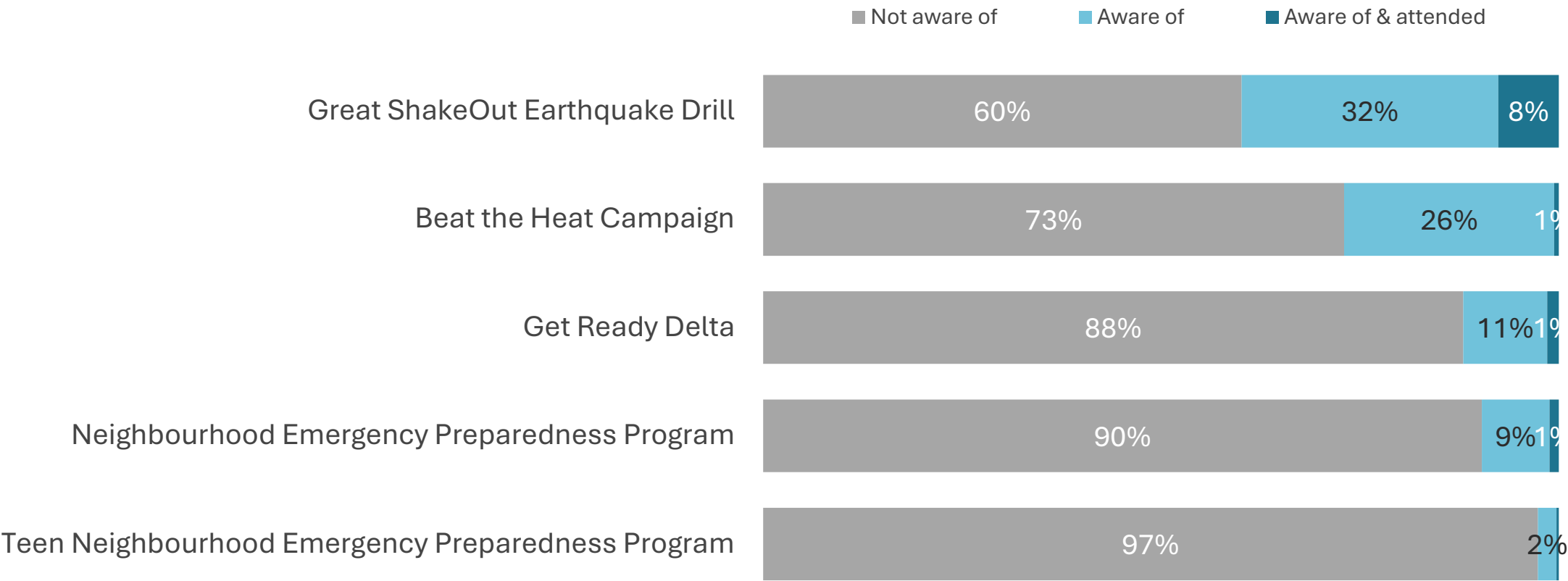
Q: Which of the following home emergency kit supplies have you addressed in your kits?  
Total Respondents: 136-235 (Excludes N/A response option)

# Household has a written or discussed emergency plan



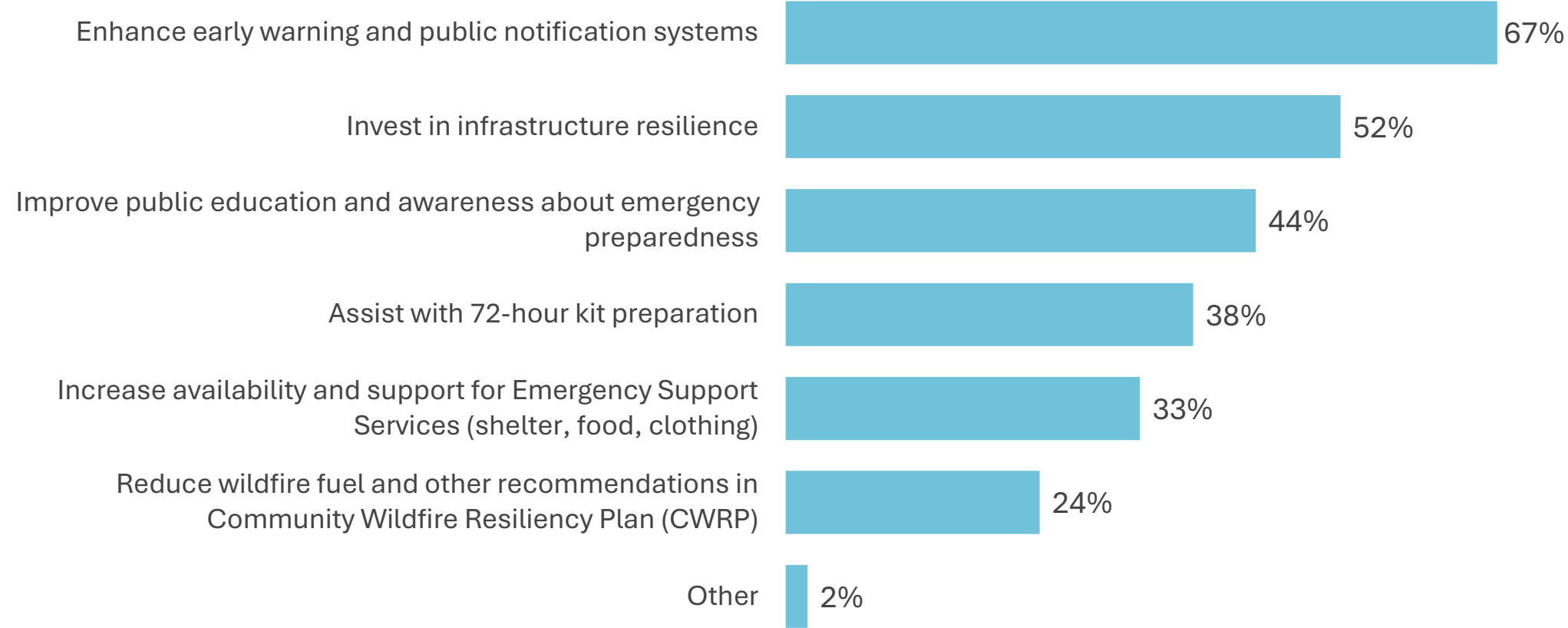
Q: Does your household have a written or discussed emergency plan that includes evacuation routes, emergency contacts, and, if applicable, pet care arrangements?  
Total Respondents: 343

# City of Delta emergency preparedness events or programs aware of or attended



Q: Are you aware of or attended any of the following City of Delta emergency preparedness events or programs?  
Total Respondents: 341

# City priorities to strengthen emergency preparedness and response

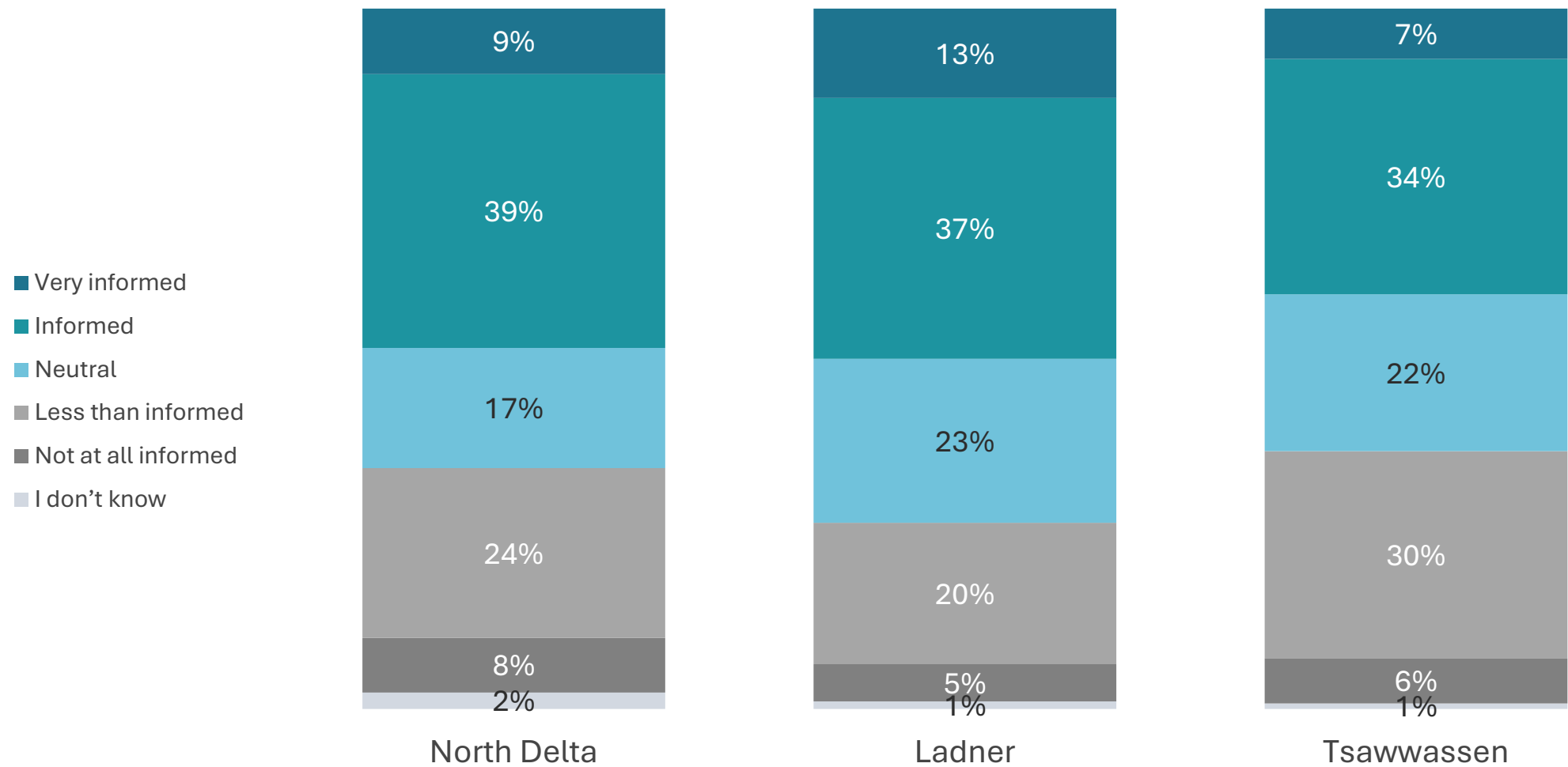


Q: In your view, what should the City of Delta prioritize to strengthen emergency preparedness and response? Select up to 3.  
**Please refer to the Verbatims File to read all the open-ended comments submitted for this question.**  
Total Respondents: 341

## Appendix: Results by Delta Community

	Response %	Response Count
North Delta	37%	128
Ladner	27%	94
Tsawwassen	36%	125
<b>Total</b>	<b>100%</b>	<b>347</b>

# Informed about emergencies that could affect community by Delta Community



# Types of emergencies most likely to impact community in next 5 years by Delta Community

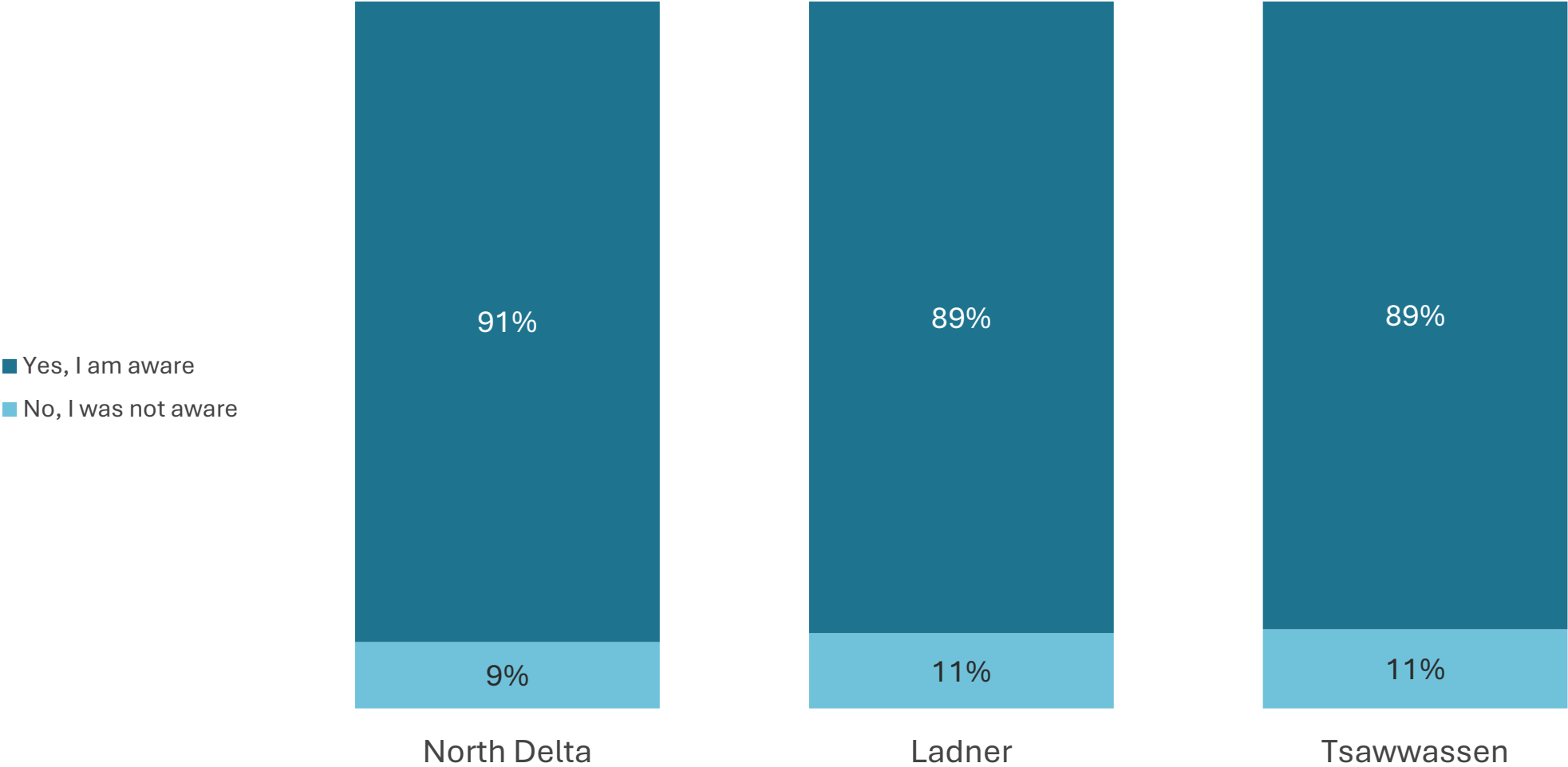
Column %	North Delta	Ladner	Tsawwassen
Earthquake	70%	66%	74%
Infrastructure failure	70%	51%	63%
Extreme heat	75%	54%	55%
Flooding	39%	83%	56%
Wildfire	48%	9%	31%
Extreme cold	34%	14%	11%
Tsunami	9%	15%	26%
Landslide	13%	1%	11%
Other	3%	0%	3%



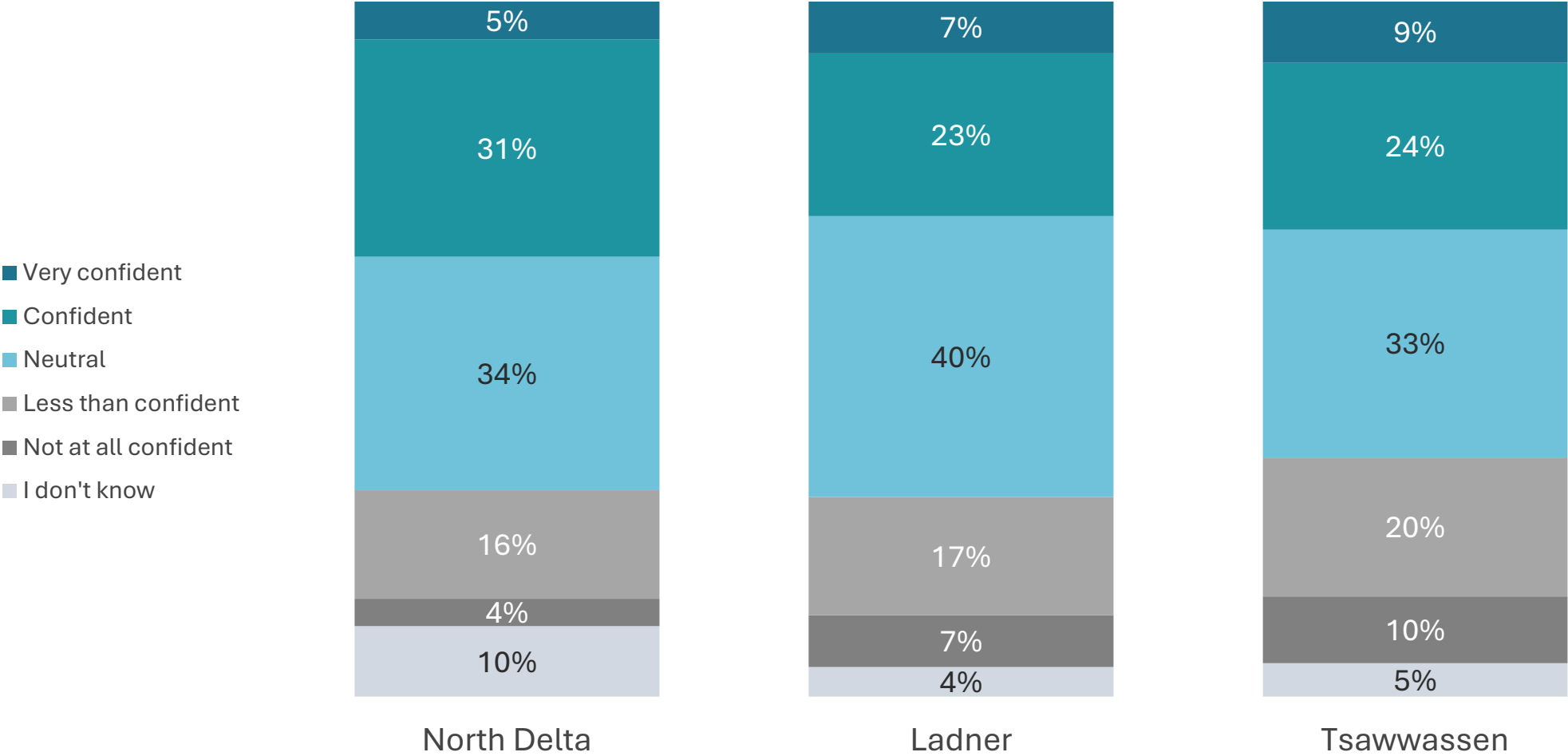
# Emergency most concerned about by Delta Community

Column %	North Delta	Ladner	Tsawwassen
Earthquake	31%	36%	42%
Infrastructure failure	35%	19%	25%
Flooding	4%	32%	10%
Extreme heat	10%	9%	13%
Wildfire	15%	2%	5%
Extreme cold	2%	1%	2%
Landslide	2%	0%	2%
Tsunami	1%	1%	2%

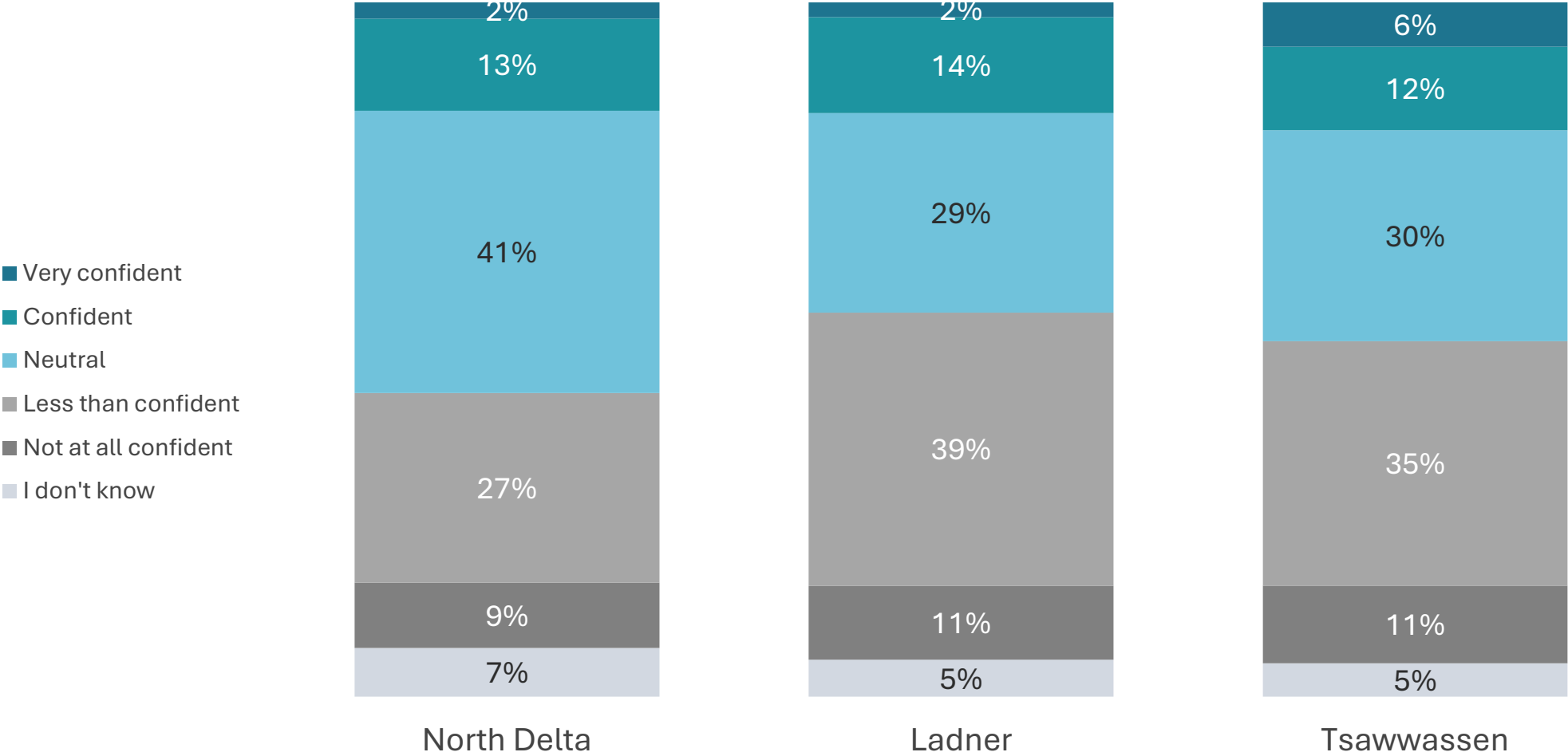
# Awareness that you and your family may need to be self-sufficient for over 72 hours by Delta Community



# Confidence in City's ability to effectively manage and respond to an emergency by Delta Community



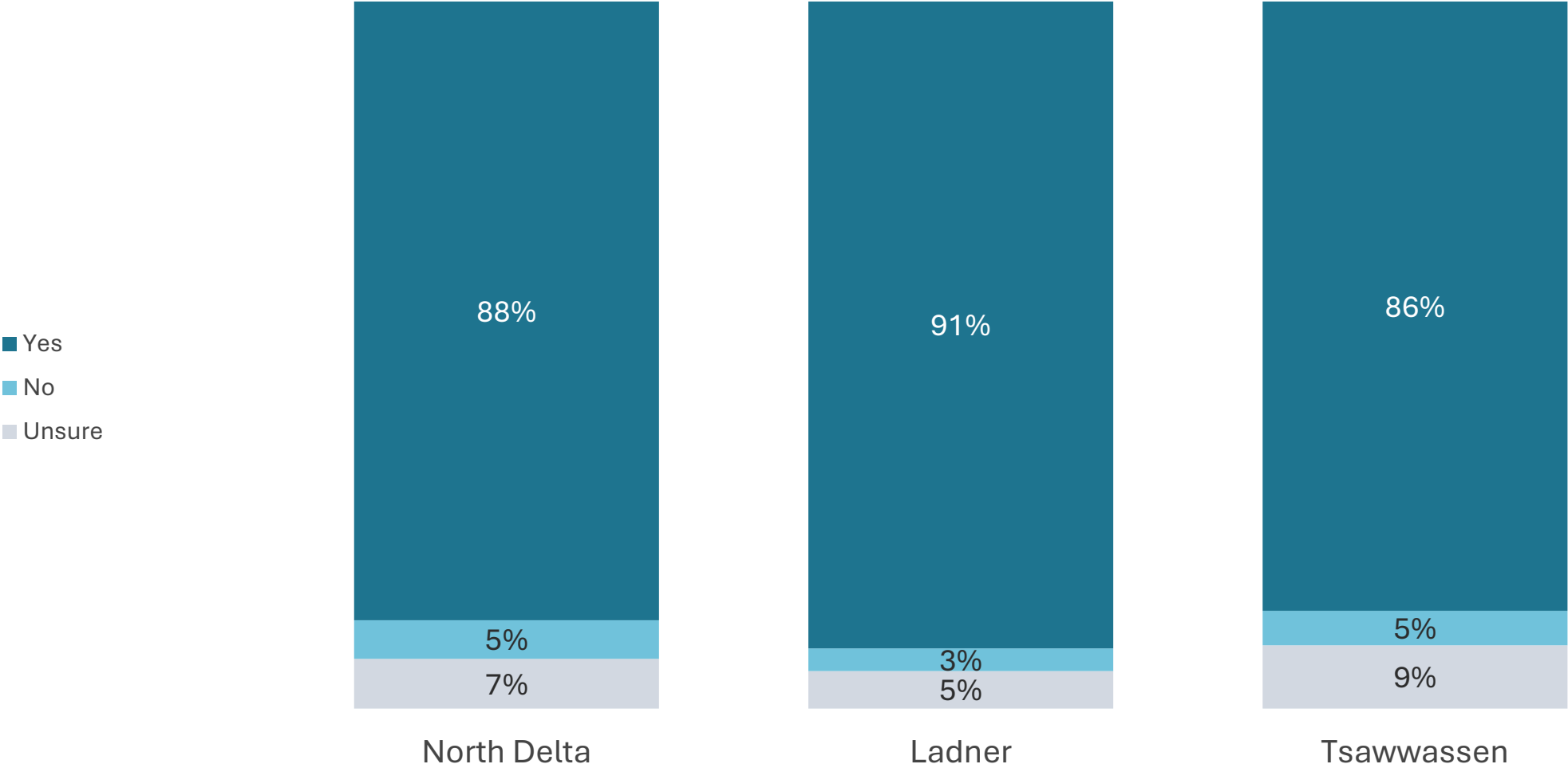
# Confidence that vulnerable populations will receive the help they need by Delta Community



Currently receive emergency alerts or notifications from provincial or federal governments by Delta Community

Column %	North Delta	Ladner	Tsawwassen
Environment Canada	21%	17%	26%
DriveBC	16%	5%	9%
Alertable	13%	6%	10%
Other	5%	0%	2%
None of the above	63%	78%	61%

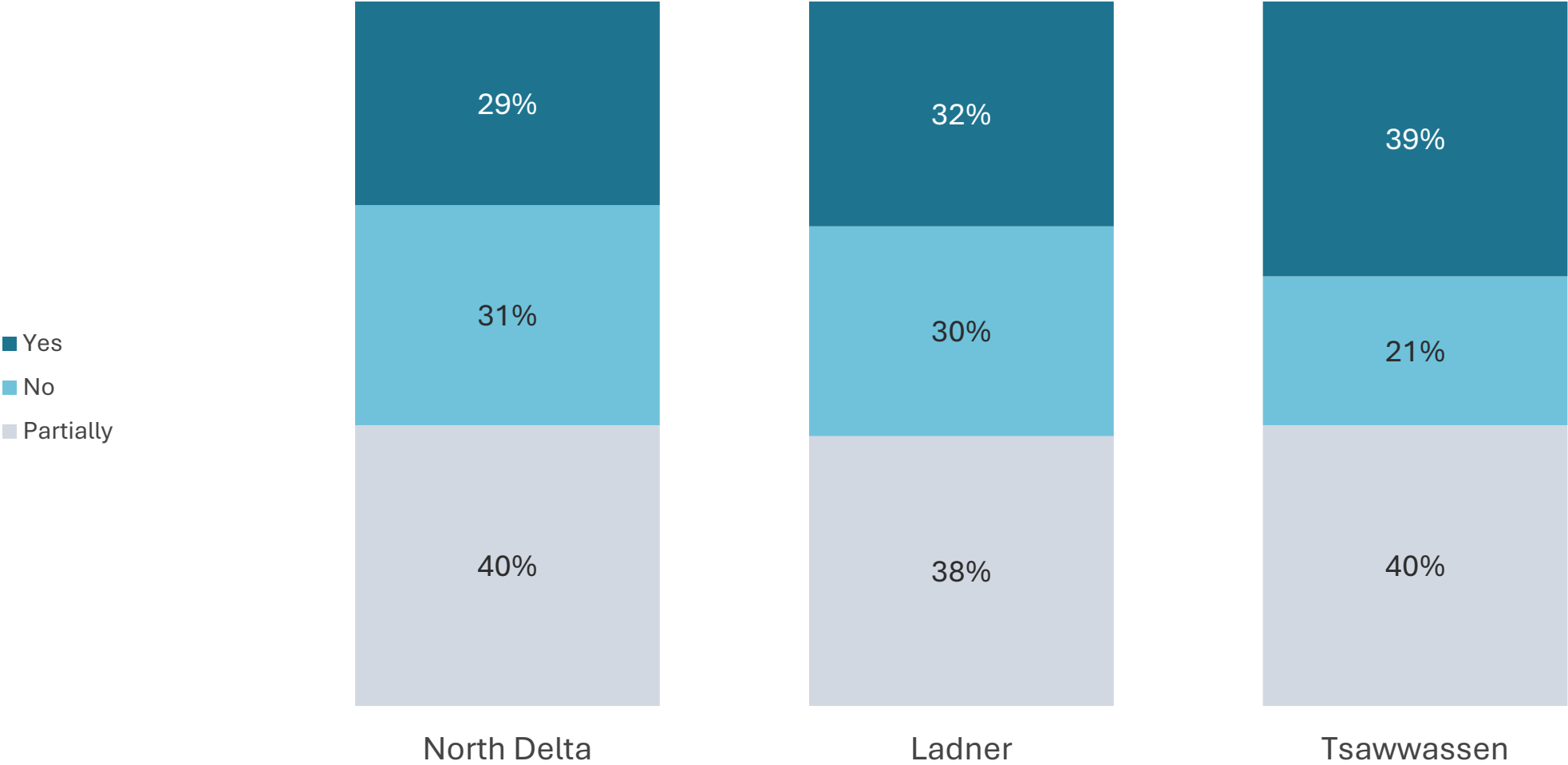
# Like to receive alerts from the City for emergencies affecting Delta by Delta Community



# Preference for receiving emergency notifications and alerts from the City of Delta by Delta Community

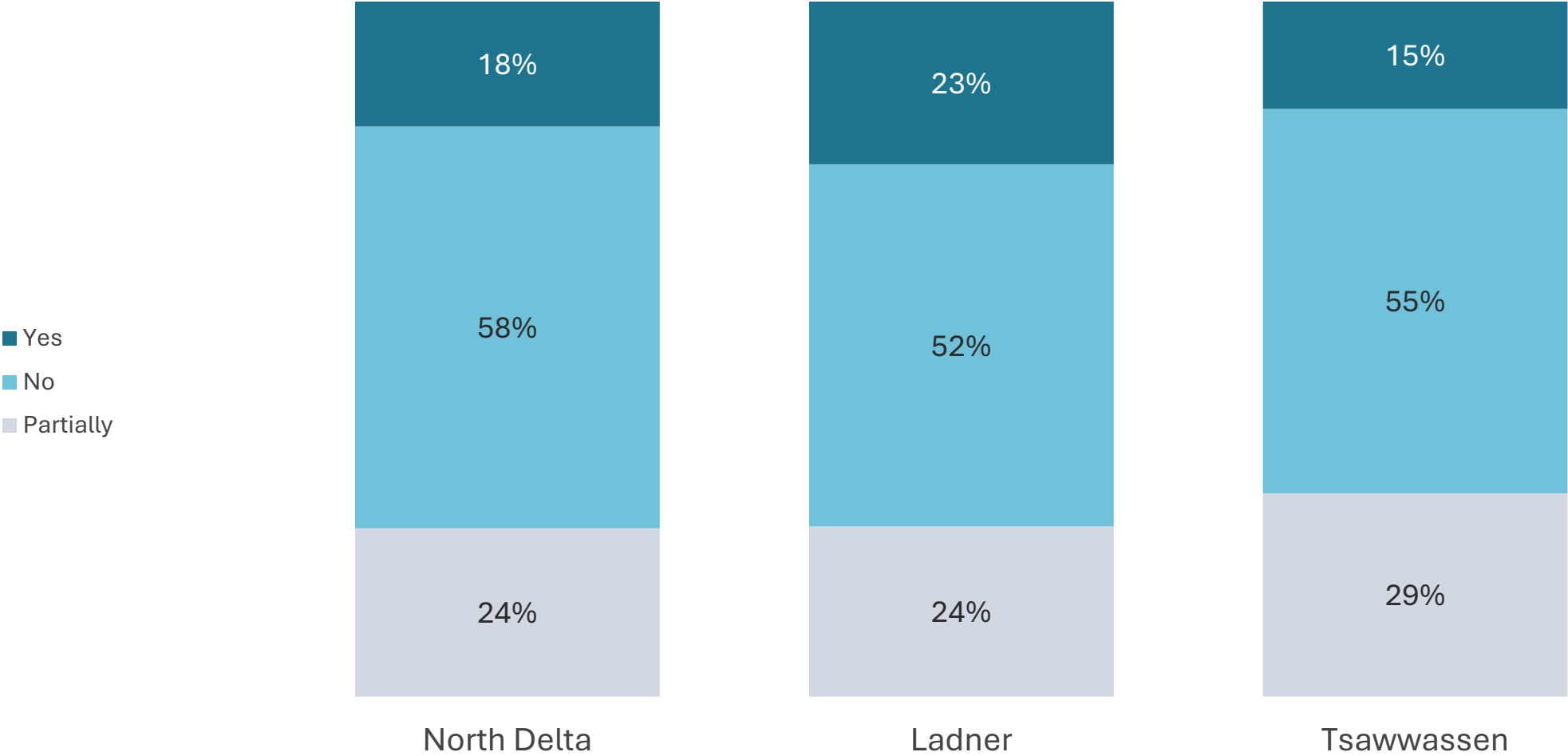
Column %	North Delta	Ladner	Tsawwassen
Text message	88%	80%	82%
Email	53%	45%	38%
Mobile app	25%	16%	23%
Phone call	15%	23%	18%
Social media	21%	14%	10%
Municipal website	20%	10%	6%
Other	2%	1%	2%

# Home emergency kits by Delta Community

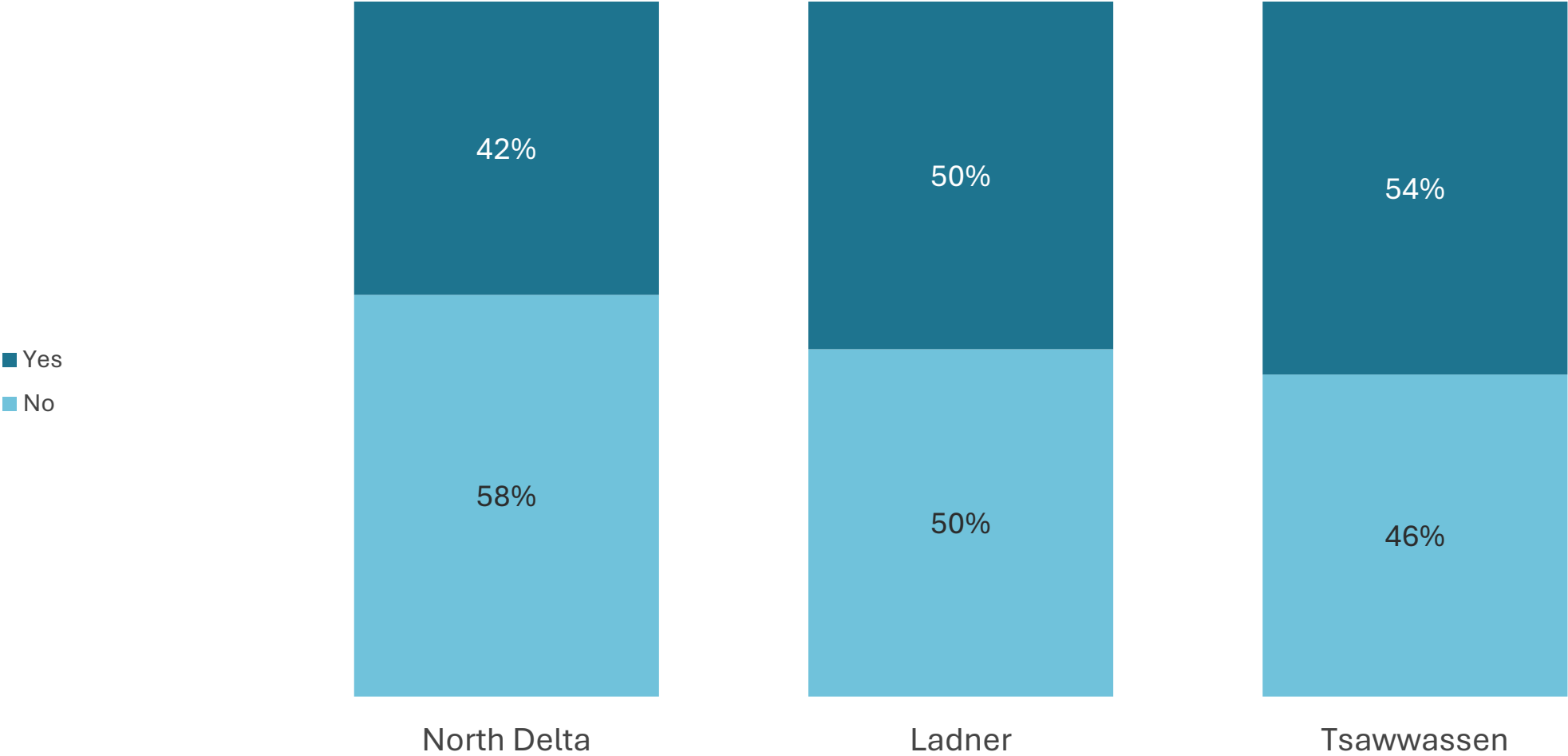




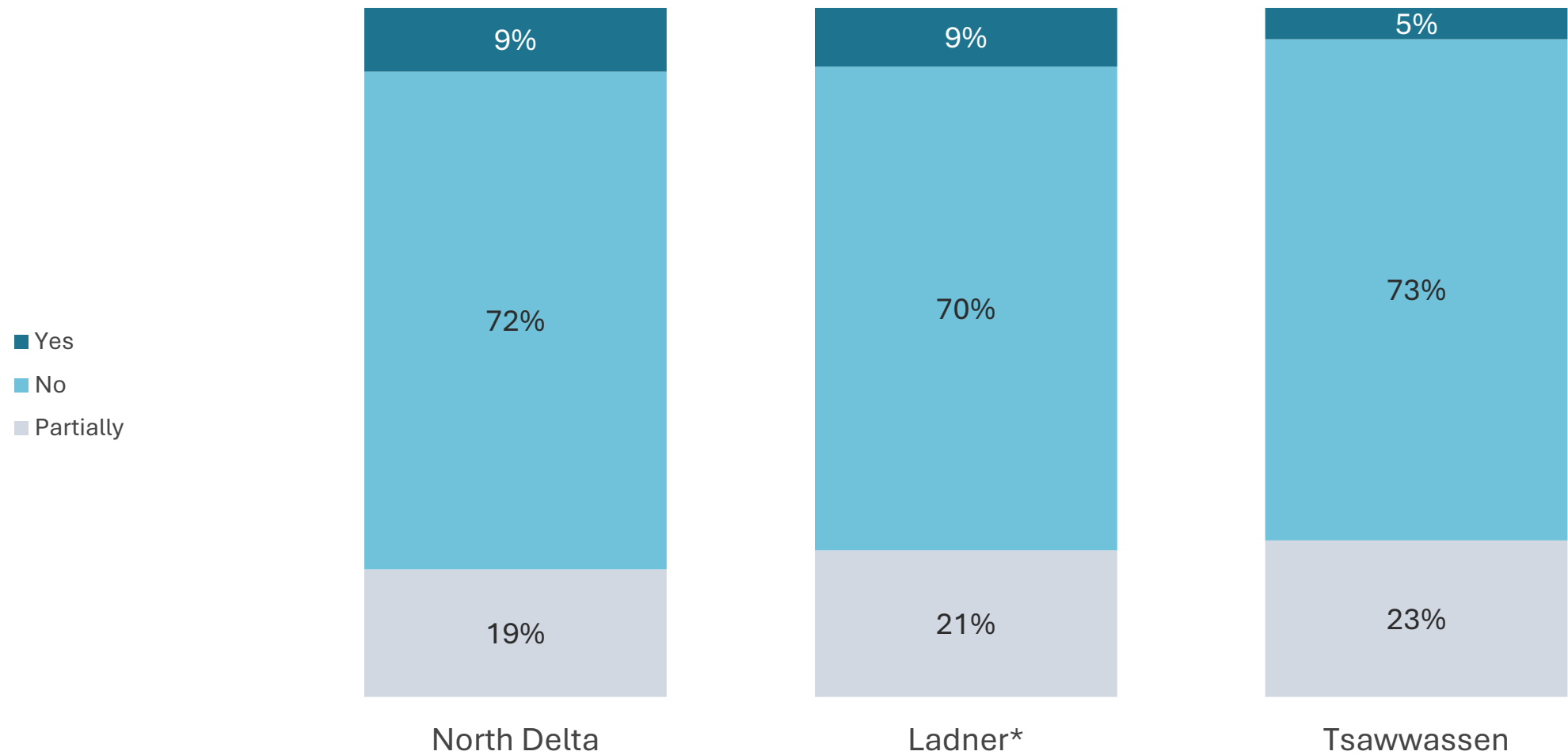
# Grab-and-go bags by Delta Community



# Household pets by Delta Community



# Household pet emergency kits by Delta Community



\*Caution: Low base n=47

## Supplies in home emergency kit (includes N/A response option) by Delta Community: **North Delta**

Row %	N/A	Yes	No	Partially
Water	10%	48%	15%	27%
Food	15%	57%	5%	24%
Phone charger, power bank or inverter	18%	44%	30%	8%
Radio	17%	43%	34%	6%
Flashlight	15%	70%	7%	8%
Extra batteries	15%	60%	19%	6%
First-aid Kit	11%	67%	8%	14%
Regularly used medications	24%	45%	18%	13%
Supplies specific for pets	57%	10%	22%	11%
Copy of your emergency plan	26%	1%	66%	7%
Copies of important documents	23%	20%	45%	11%
Cash in small bills	18%	26%	50%	6%
Garbage bags & moist towelettes for personal sanitation	17%	50%	23%	10%
Seasonal clothing, sturdy footwear & emergency blanket	19%	39%	22%	20%
Dust masks	19%	39%	40%	2%
Whistle	20%	39%	40%	1%
Help/OK Sign	25%	7%	66%	2%

## Supplies in home emergency kit (includes N/A response option) by Delta Community: **Ladner**

Row %	N/A	Yes	No	Partially
Water	8%	50%	11%	32%
Food	8%	56%	12%	24%
Phone charger, power bank or inverter	8%	48%	32%	12%
Radio	5%	58%	30%	8%
Flashlight	5%	82%	8%	6%
Extra batteries	6%	65%	24%	5%
First-aid Kit	6%	85%	2%	8%
Regularly used medications	18%	47%	20%	15%
Supplies specific for pets	38%	29%	24%	9%
Copy of your emergency plan	14%	6%	74%	6%
Copies of important documents	8%	29%	45%	18%
Cash in small bills	8%	36%	42%	14%
Garbage bags & moist towelettes for personal sanitation	8%	50%	23%	20%
Seasonal clothing, sturdy footwear & emergency blanket	8%	50%	23%	20%
Dust masks	8%	42%	42%	8%
Whistle	6%	52%	42%	0%
Help/OK Sign	11%	12%	73%	5%

## Supplies in home emergency kit (includes N/A response option) by Delta Community: **Tsawwassen**

Row %	N/A	Yes	No	Partially
Water	6%	43%	23%	28%
Food	6%	60%	13%	21%
Phone charger, power bank or inverter	7%	55%	27%	11%
Radio	9%	51%	39%	1%
Flashlight	5%	87%	3%	5%
Extra batteries	5%	70%	14%	10%
First-aid Kit	5%	78%	7%	9%
Regularly used medications	16%	53%	23%	8%
Supplies specific for pets	43%	16%	29%	11%
Copy of your emergency plan	21%	3%	73%	3%
Copies of important documents	12%	26%	52%	10%
Cash in small bills	11%	32%	48%	8%
Garbage bags & moist towelettes for personal sanitation	9%	55%	25%	11%
Seasonal clothing, sturdy footwear & emergency blanket	9%	47%	28%	15%
Dust masks	10%	40%	44%	5%
Whistle	8%	36%	55%	1%
Help/OK Sign	10%	10%	78%	1%

## Supplies in home emergency kit (excludes N/A response option) by Delta Community: **North Delta**

Row %	Yes	No	Partially
Water	53%	16%	30%
Food	67%	5%	28%
Phone charger, power bank or inverter	54%	36%	10%
Radio	52%	41%	7%
Flashlight	83%	8%	9%
Extra batteries	71%	23%	7%
First-aid Kit	76%	9%	15%
Regularly used medications	60%	24%	16%
Supplies specific for pets	24%	50%	26%
Copy of your emergency plan	2%	89%	9%
Copies of important documents	26%	59%	15%
Cash in small bills	32%	61%	7%
Garbage bags & moist towelettes for personal sanitation	60%	27%	12%
Seasonal clothing, sturdy footwear & emergency blanket	48%	27%	25%
Dust masks	48%	49%	3%
Whistle	49%	50%	1%
Help/OK Sign	9%	88%	3%

## Supplies in home emergency kit (excludes N/A response option) by Delta Community: **Ladner**

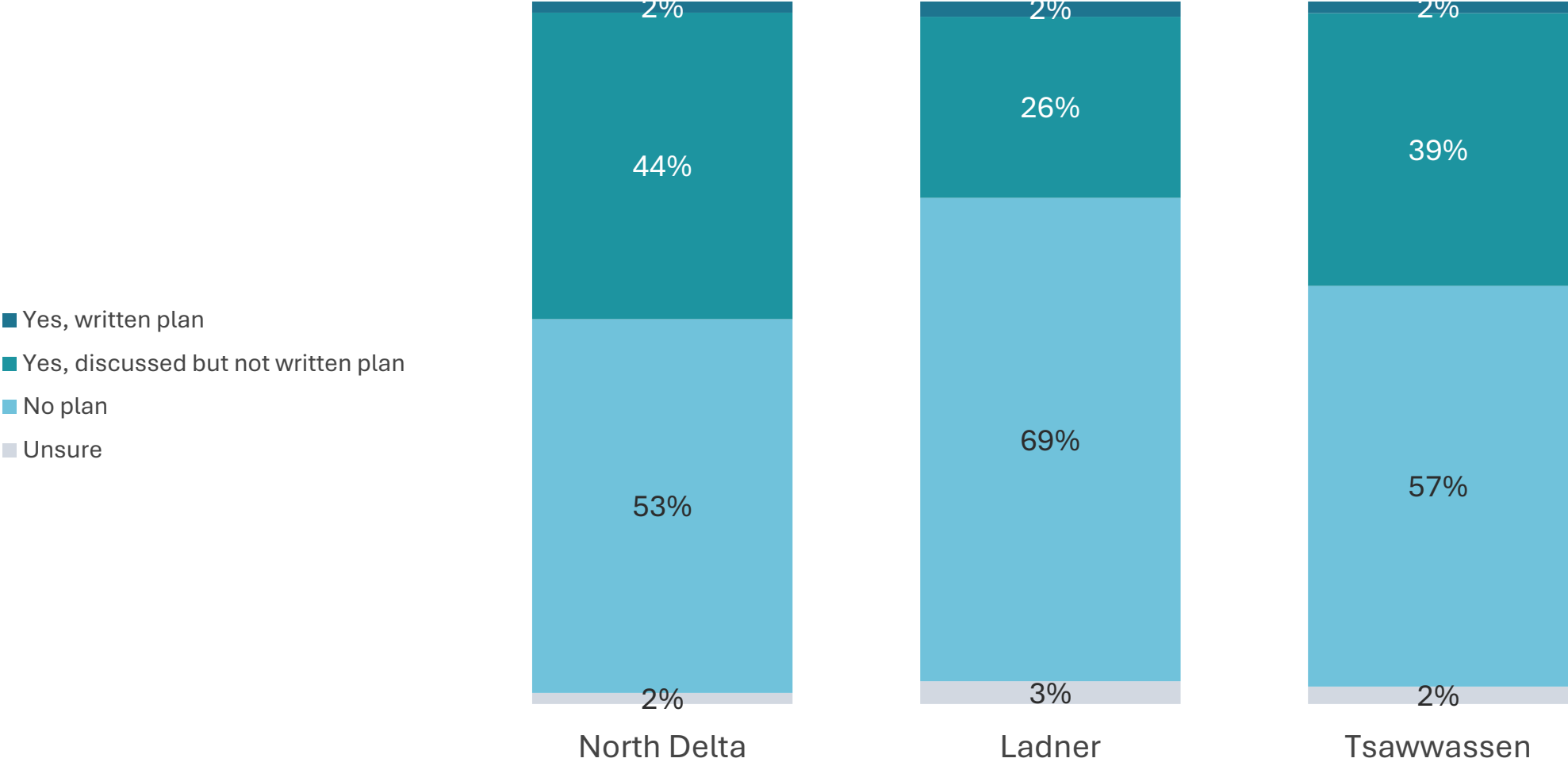
Row %	Yes	No	Partially
Water	54%	11%	34%
Food	61%	13%	26%
Phone charger, power bank or inverter	52%	34%	13%
Radio	60%	32%	8%
Flashlight	86%	8%	6%
Extra batteries	69%	26%	5%
First-aid Kit	90%	2%	8%
Regularly used medications	57%	24%	19%
Supplies specific for pets	46%	39%	15%
Copy of your emergency plan	7%	86%	7%
Copies of important documents	31%	49%	20%
Cash in small bills	39%	46%	15%
Garbage bags & moist towelettes for personal sanitation	54%	25%	21%
Seasonal clothing, sturdy footwear & emergency blanket	54%	25%	21%
Dust masks	46%	46%	8%
Whistle	55%	45%	0%
Help/OK Sign	14%	81%	5%



## Supplies in home emergency kit (excludes N/A response option) by Delta Community: **Tsawwassen**

Row %	Yes	No	Partially
Water	46%	24%	30%
Food	64%	14%	22%
Phone charger, power bank or inverter	59%	29%	12%
Radio	56%	43%	1%
Flashlight	91%	3%	5%
Extra batteries	74%	15%	11%
First-aid Kit	83%	8%	10%
Regularly used medications	63%	27%	10%
Supplies specific for pets	29%	51%	20%
Copy of your emergency plan	4%	92%	4%
Copies of important documents	29%	59%	12%
Cash in small bills	36%	55%	9%
Garbage bags & moist towelettes for personal sanitation	60%	27%	13%
Seasonal clothing, sturdy footwear & emergency blanket	52%	31%	17%
Dust masks	45%	49%	6%
Whistle	39%	60%	1%
Help/OK Sign	11%	87%	1%

# Household has written or discussed emergency plan by Delta Community



City of Delta emergency preparedness events or programs aware of or attended by Delta Community: **North Delta**

Row %	Not aware of	Aware of	Aware of & attended
Great ShakeOut Earthquake Drill	60%	32%	9%
Beat the Heat Campaign	75%	24%	1%
Get Ready Delta	87%	12%	1%
Neighbourhood Emergency Preparedness Program	92%	7%	1%
Teen Neighbourhood Emergency Preparedness Program	97%	3%	0%

City of Delta emergency preparedness events or programs aware of or attended by Delta Community: **Ladner**

Row %	Not aware of	Aware of	Aware of & attended
Great ShakeOut Earthquake Drill	62%	32%	7%
Beat the Heat Campaign	71%	28%	1%
Get Ready Delta	88%	10%	2%
Neighbourhood Emergency Preparedness Program	89%	9%	2%
Teen Neighbourhood Emergency Preparedness Program	100%	0%	0%

City of Delta emergency preparedness events or programs aware of or attended by Delta Community: **Tsawwassen**

Row %	Not aware of	Aware of	Aware of & attended
Great ShakeOut Earthquake Drill	59%	34%	7%
Beat the Heat Campaign	72%	28%	0%
Get Ready Delta	88%	10%	2%
Neighbourhood Emergency Preparedness Program	89%	10%	1%
Teen Neighbourhood Emergency Preparedness Program	96%	3%	1%

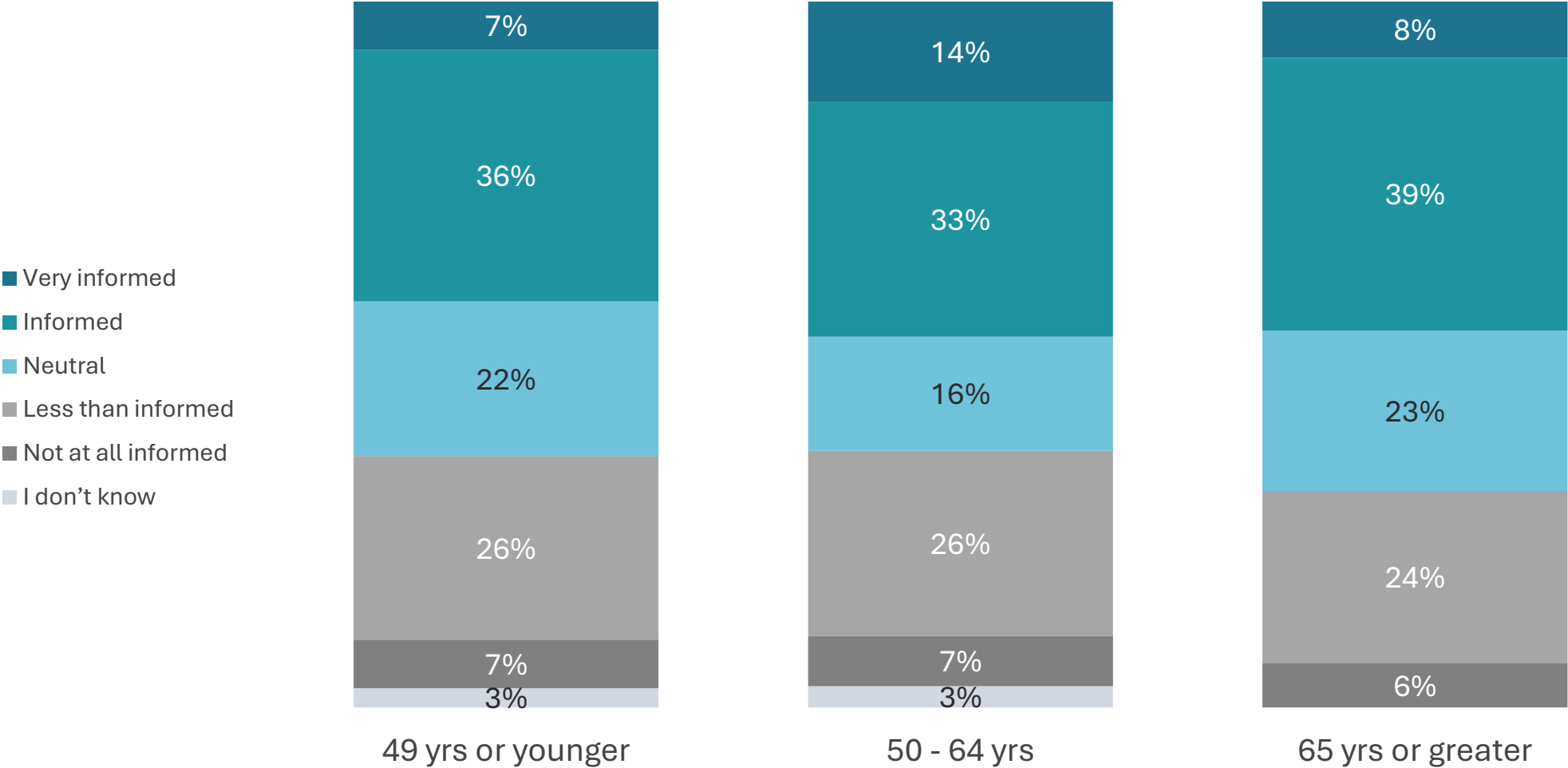
# City priorities to strengthen emergency preparedness and response by Delta Community

	North Delta	Ladner	Tsawwassen
Enhance early warning and public notification systems	65%	67%	68%
Invest in infrastructure resilience	53%	52%	51%
Improve public education and awareness about emergency preparedness	39%	42%	50%
Assist with 72-hour kit preparation	39%	33%	42%
Increase availability and support for Emergency Support Services (shelter, food, clothing)	30%	38%	33%
Reduce wildfire fuel and other recommendations in Community Wildfire Resiliency Plan (CWRP)	38%	18%	13%
Other	2%	1%	3%

## Appendix: Results by Age Range

	Response %	Response Count
49 yrs or younger	21%	73
50 - 64 yrs	28%	99
65 yrs or greater	51%	176
<b>Total</b>	<b>100%</b>	<b>348</b>

# Informed about emergencies that could affect community by Age Range





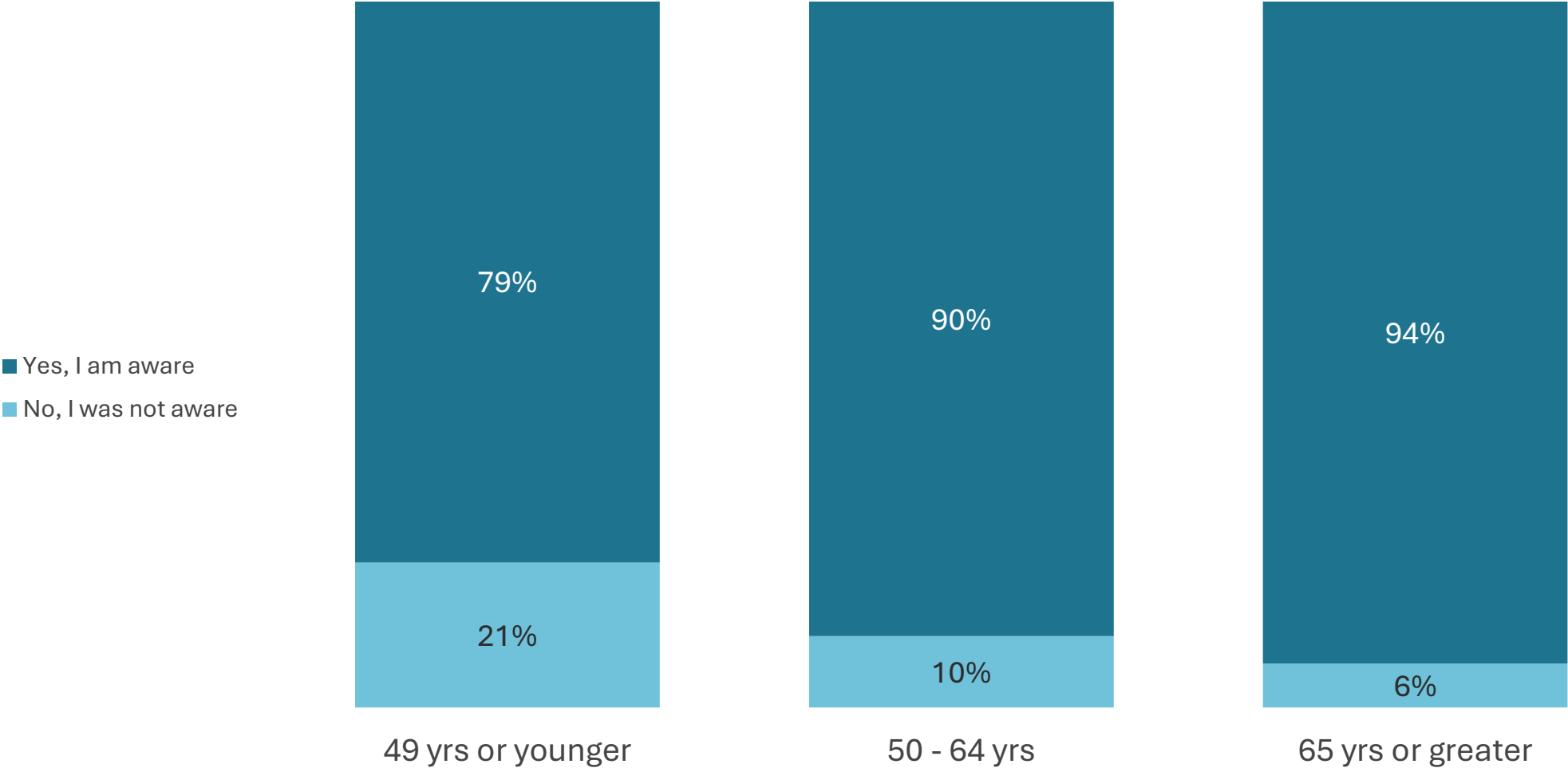
## Types of emergencies most likely to impact community in next 5 years by Age Range

Column %	49 yrs or younger	50 - 64 yrs	65 yrs or greater
Earthquake	68%	79%	66%
Infrastructure failure	60%	67%	61%
Extreme heat	75%	65%	55%
Flooding	62%	61%	53%
Wildfire	34%	36%	27%
Extreme cold	29%	20%	17%
Tsunami	16%	17%	17%
Landslide	11%	7%	9%
Other	3%	0%	3%

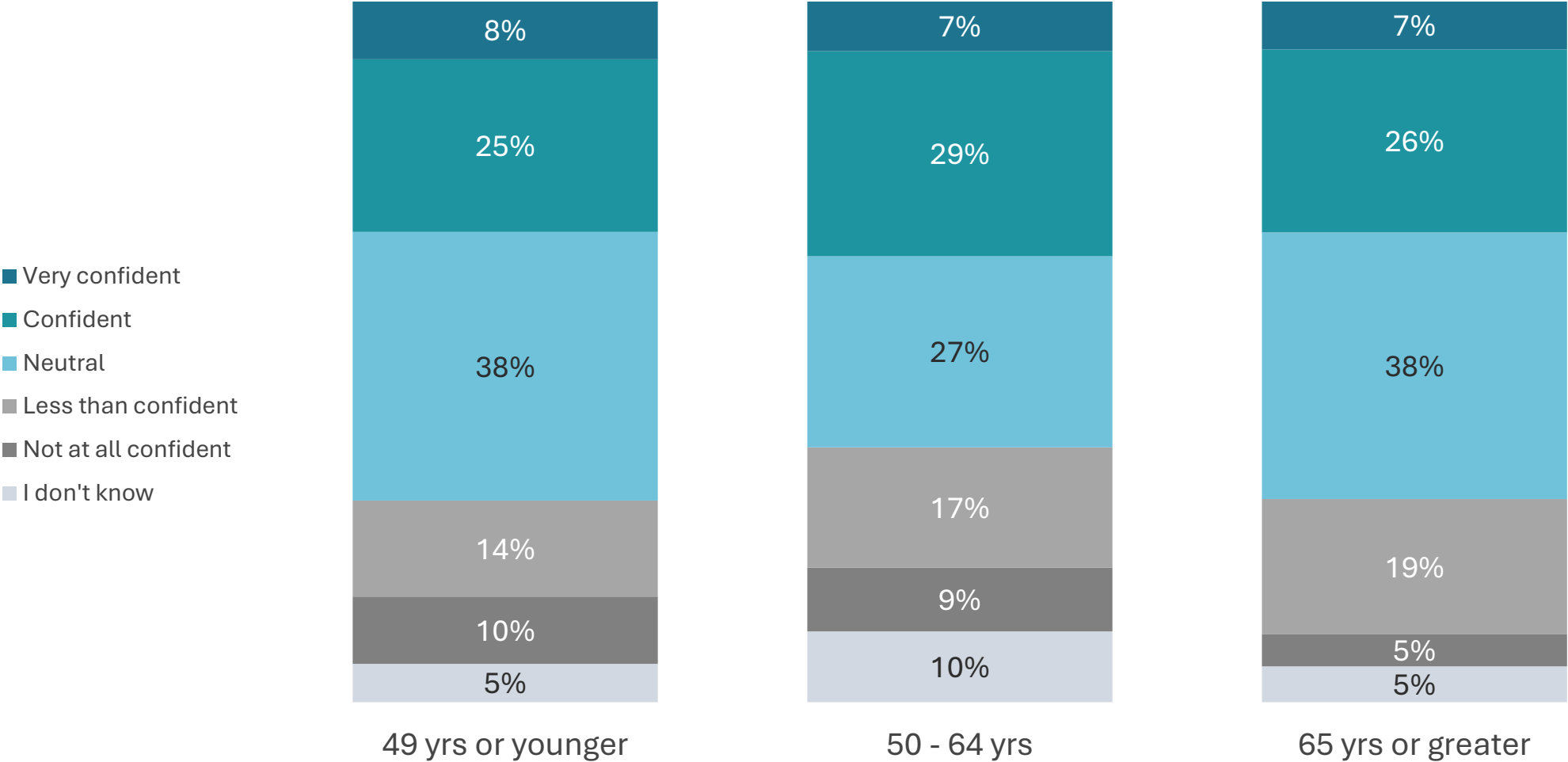
# Emergency most concerned about by Age Range

Column %	49 yrs or younger	50 - 64 yrs	65 yrs or greater
Earthquake	37%	37%	36%
Infrastructure failure	23%	25%	30%
Flooding	18%	14%	12%
Extreme heat	14%	10%	10%
Wildfire	4%	10%	8%
Extreme cold	1%	1%	2%
Landslide	3%	1%	1%
Tsunami	0%	1%	2%

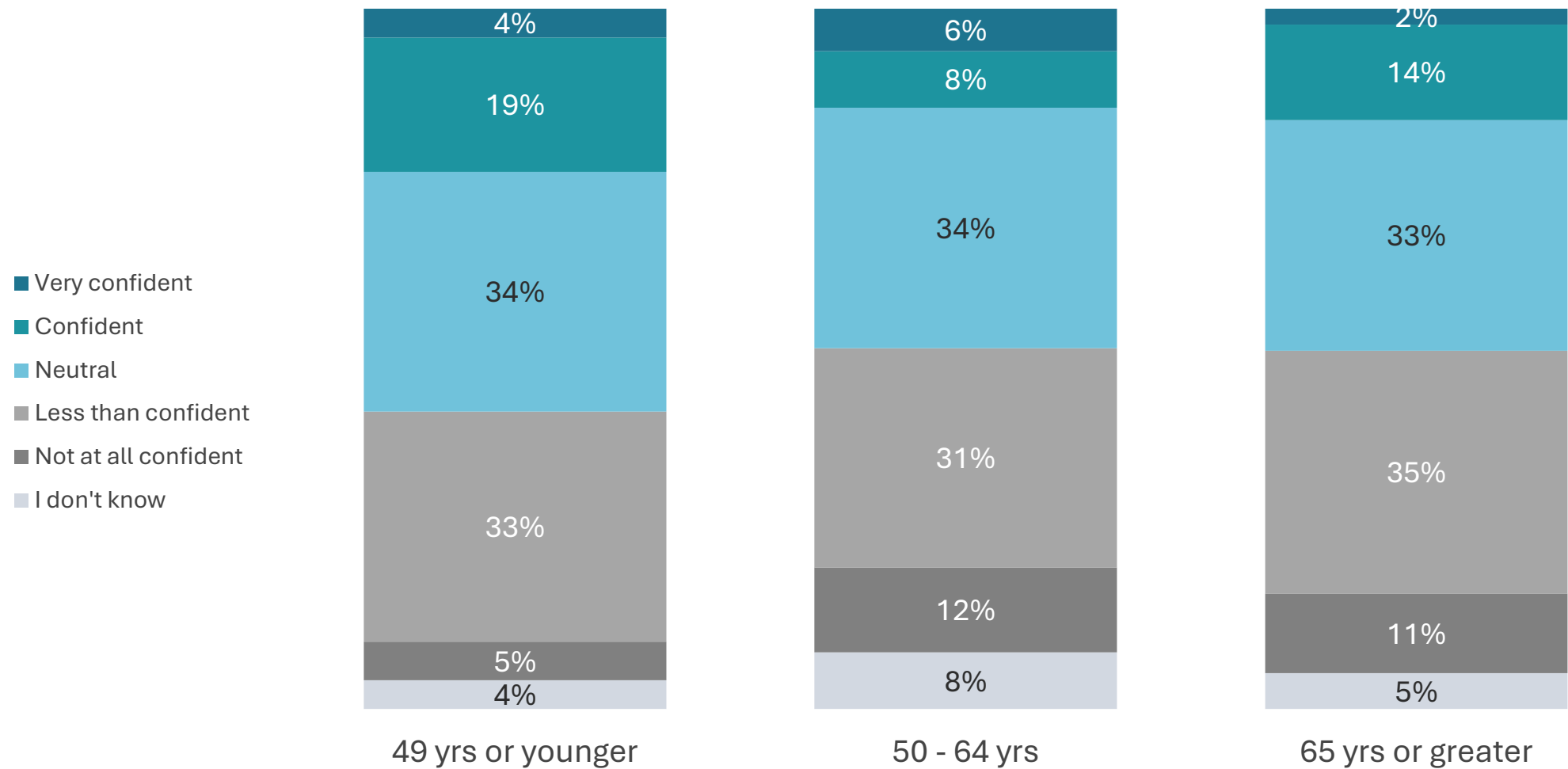
# Awareness that you and your family may need to be self-sufficient for over 72 hours by Age Range



# Confidence in City's ability to effectively manage and respond to an emergency by Age Range



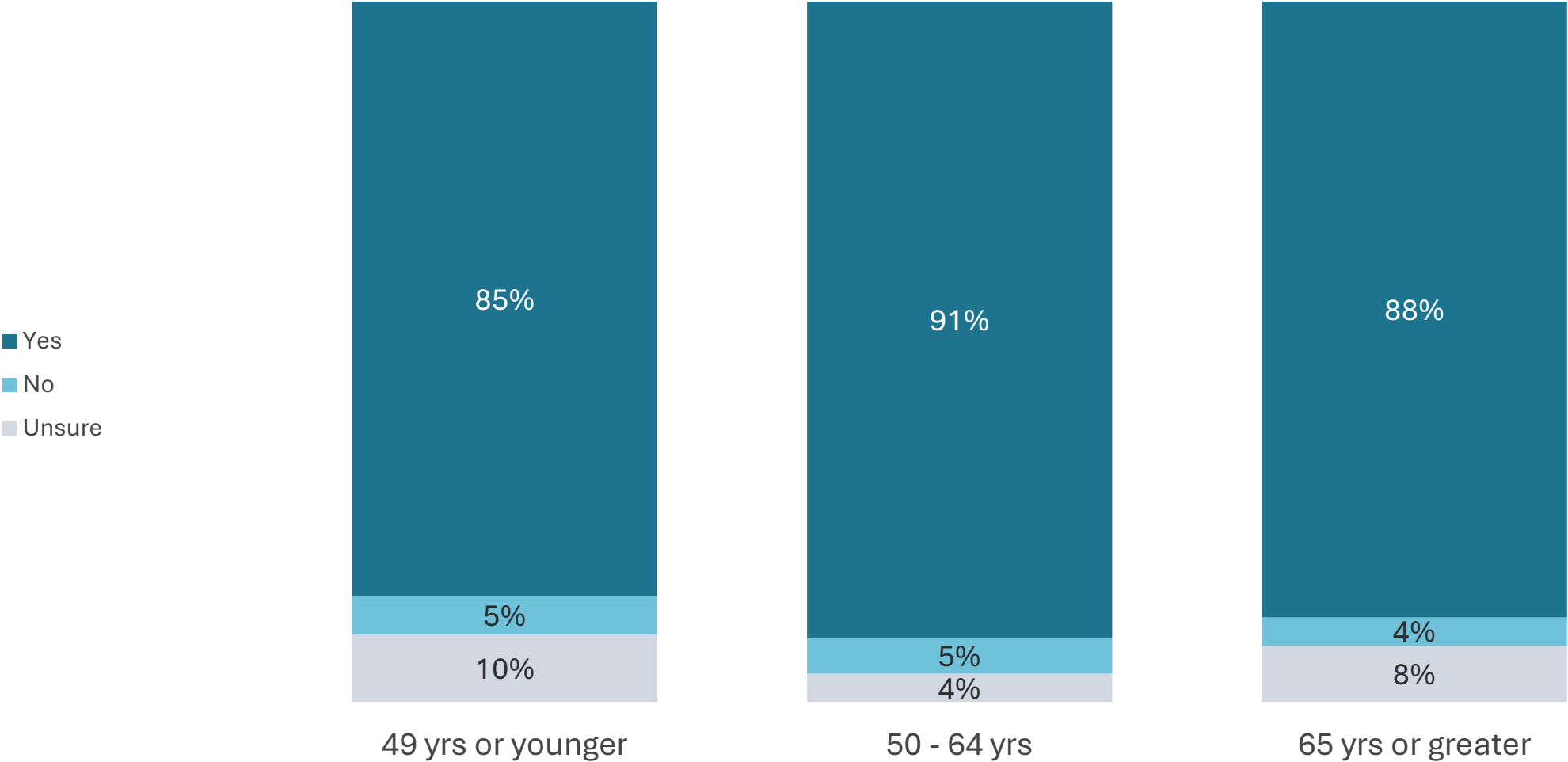
# Confidence that vulnerable populations will receive the help they need by Age Range



# Currently receive emergency alerts or notifications from provincial or federal governments by Age Range

Column %	49 yrs or younger	50 - 64 yrs	65 yrs or greater
Environment Canada	27%	27%	16%
DriveBC	14%	12%	9%
Alertable	7%	14%	9%
Other	1%	2%	3%
None of the above	64%	60%	71%

# Like to receive alerts from the City for emergencies affecting Delta by Age Range

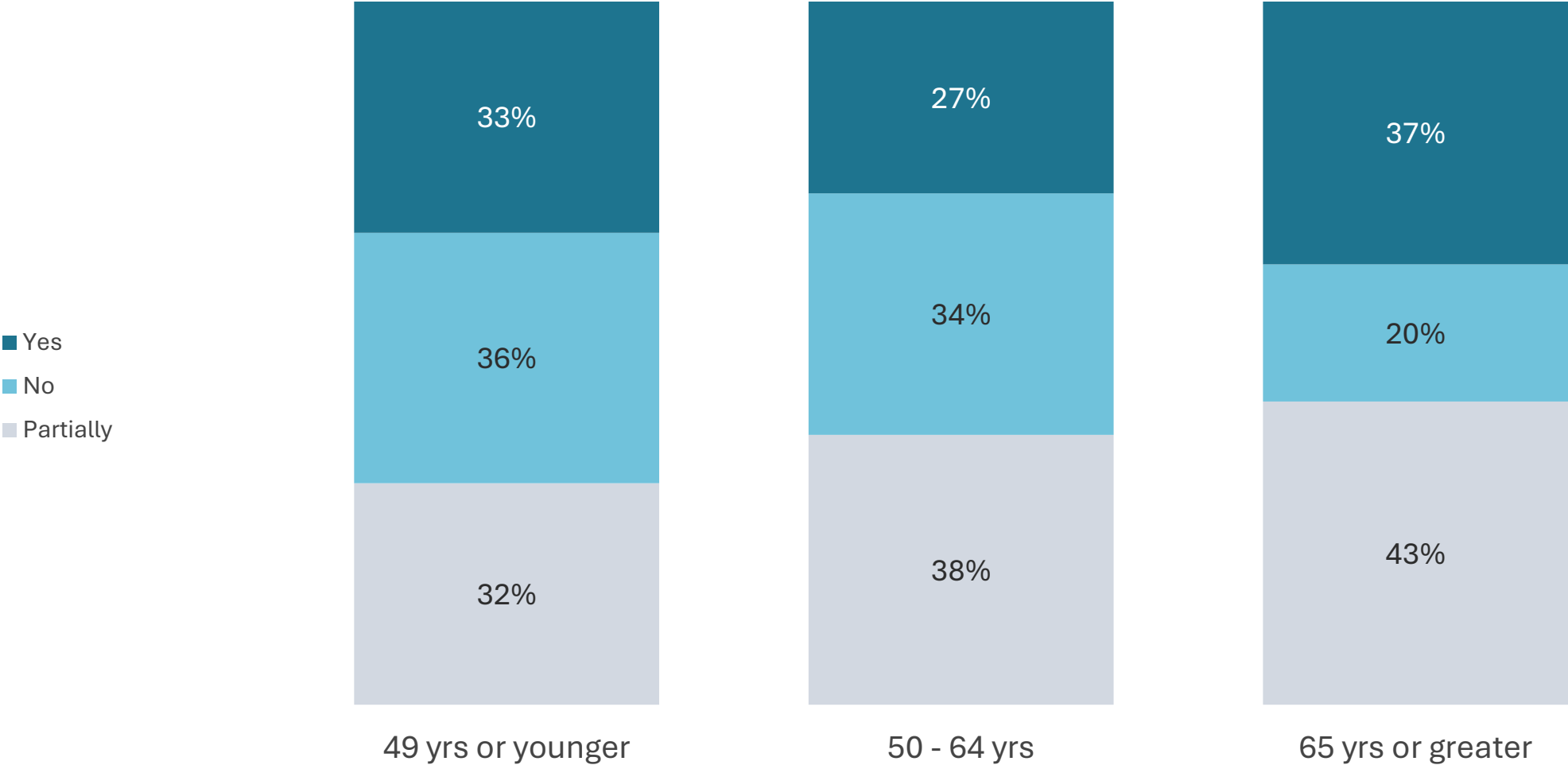


# Preference for receiving emergency notifications and alerts from the City of Delta by Age Range

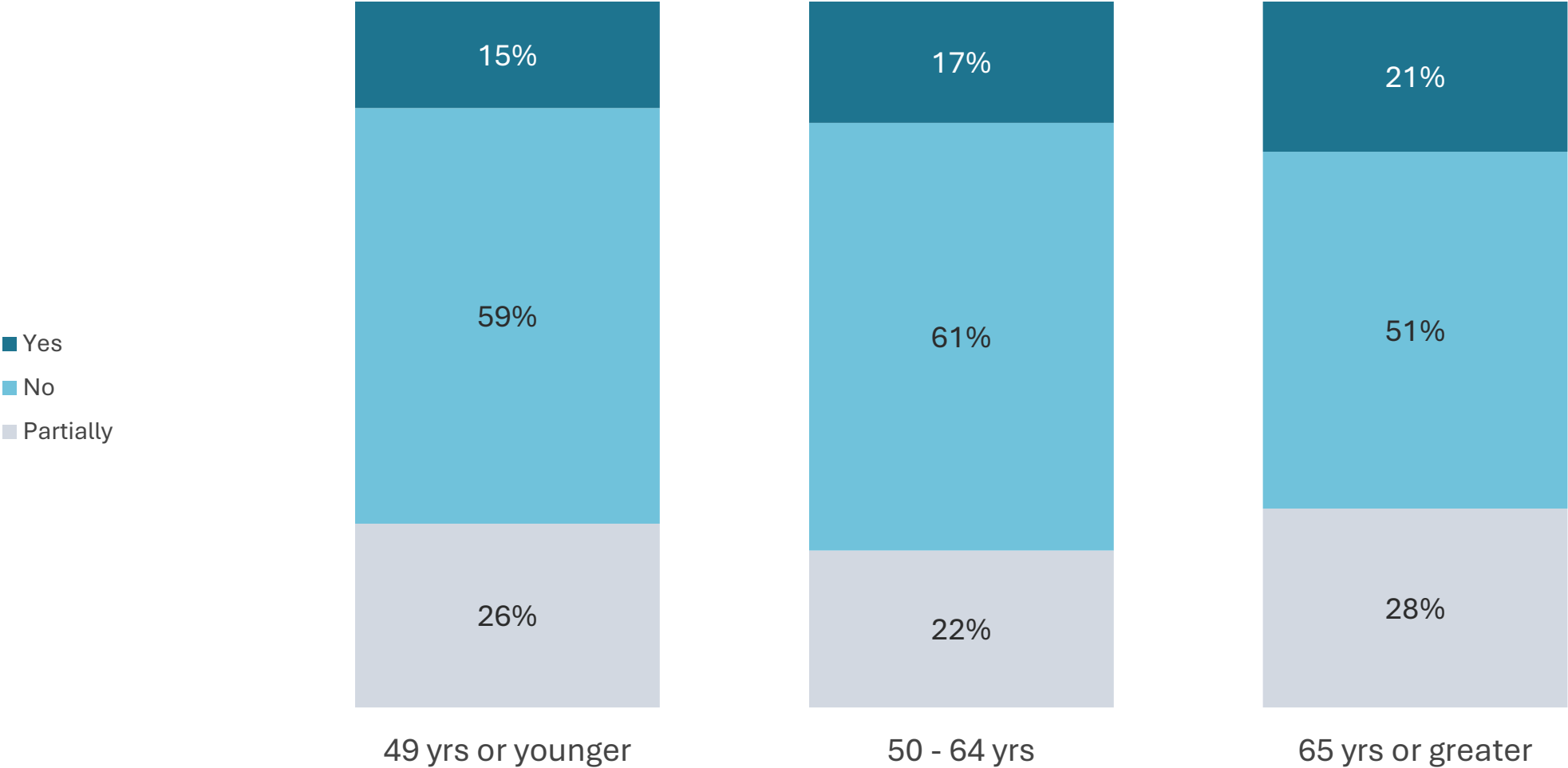
Column %	49 yrs or younger	50 - 64 yrs	65 yrs or greater
Text message	81%	95%	78%
Email	42%	40%	50%
Mobile app	16%	32%	19%
Phone call	3%	16%	26%
Social media	20%	23%	8%
Municipal website	14%	21%	6%
Other	6%	0%	1%



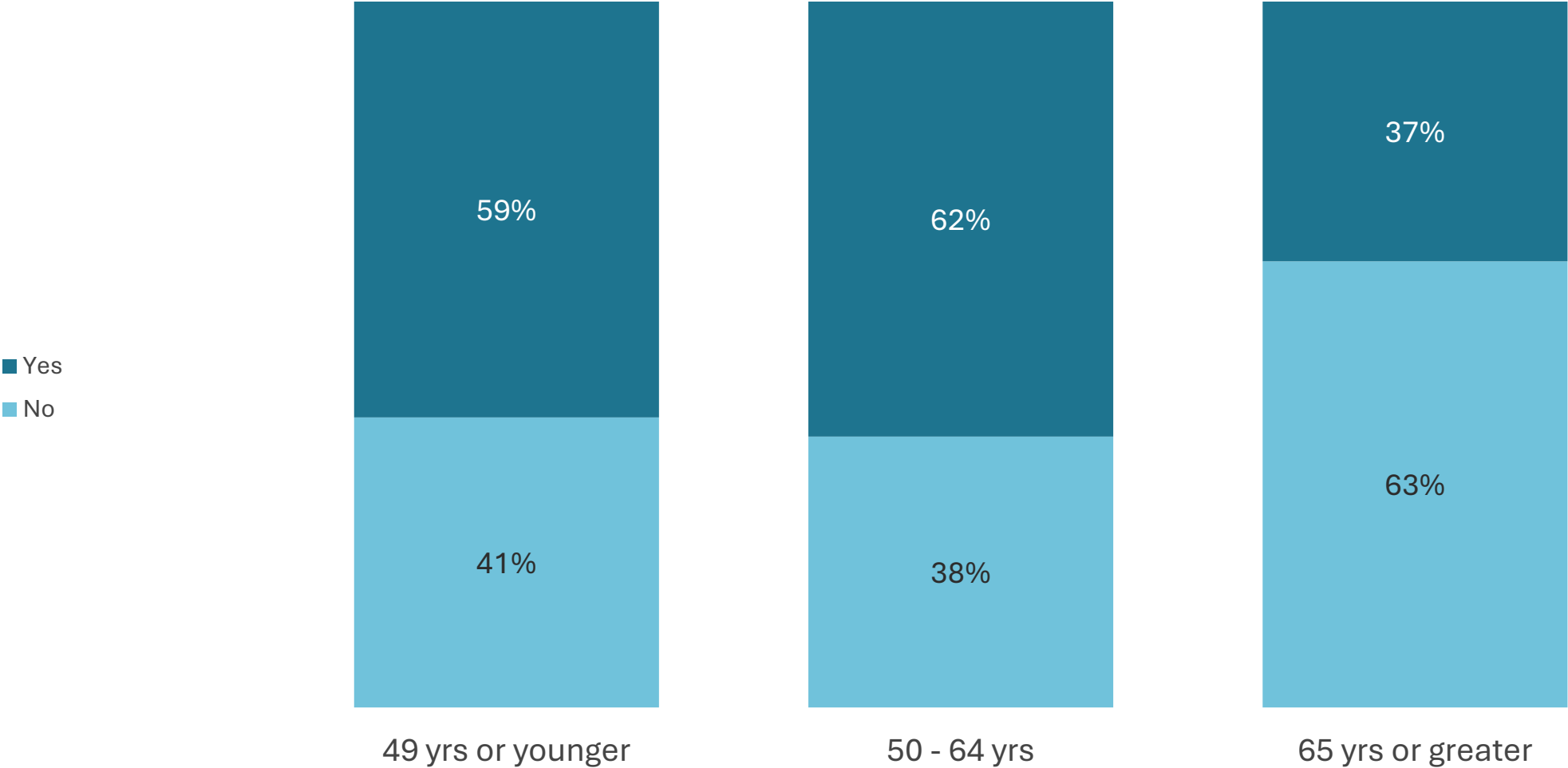
# Home emergency kits by Age Range



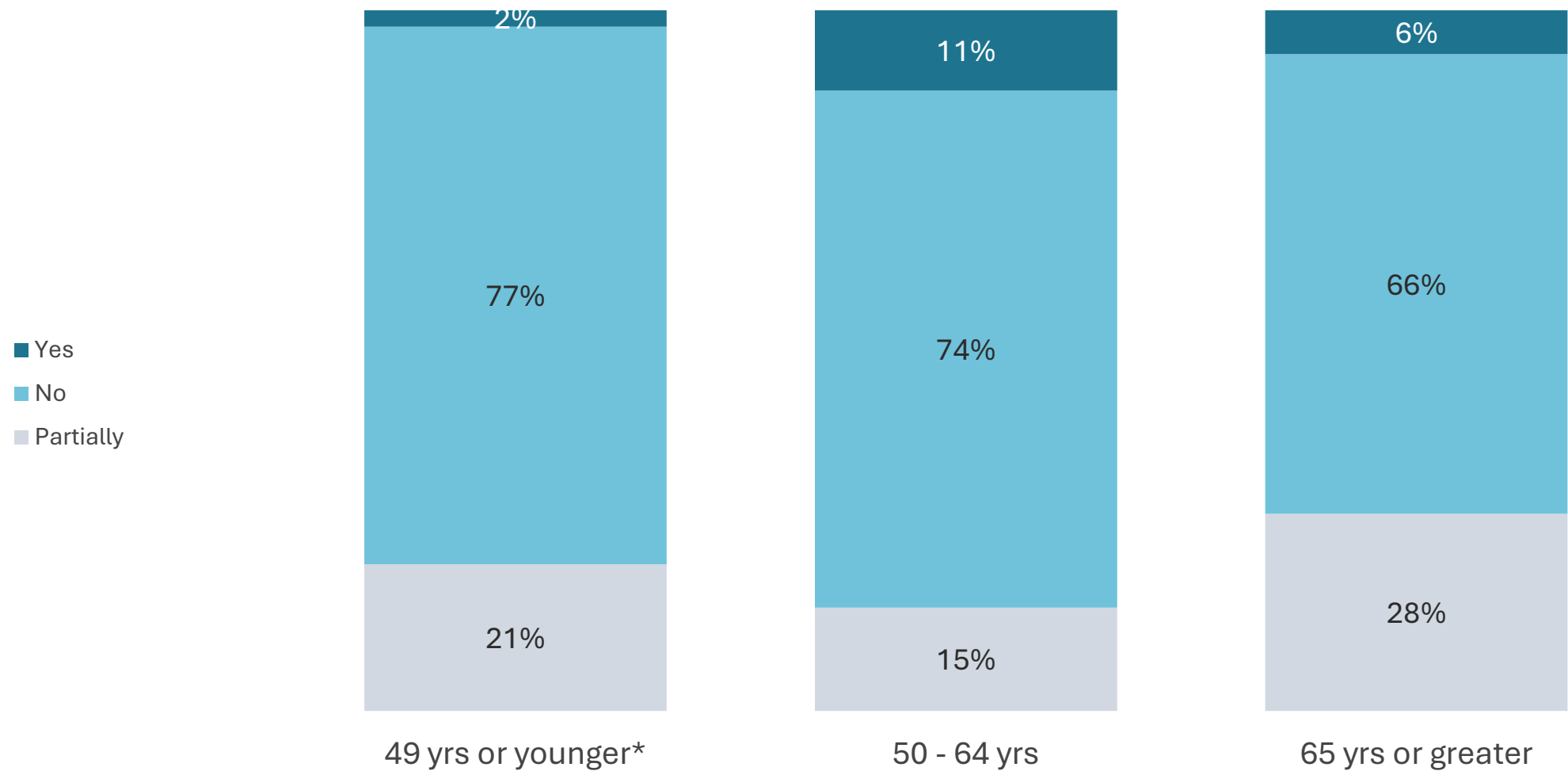
# Grab-and-go bags by Age Range



# Household pets by Age Range



# Household pet emergency kits by Age Range



\*Caution: Low base n=43

## Supplies in home emergency kit (includes N/A response option) by Age Range: **49 yrs or younger\***

Row %	N/A	Yes	No	Partially
Water	2%	35%	26%	37%
Food	2%	70%	9%	20%
Phone charger, power bank or inverter	2%	54%	26%	17%
Radio	2%	61%	35%	2%
Flashlight	2%	80%	4%	13%
Extra batteries	2%	63%	15%	20%
First-aid Kit	2%	83%	2%	13%
Regularly used medications	17%	41%	24%	17%
Supplies specific for pets	26%	24%	30%	20%
Copy of your emergency plan	7%	4%	83%	7%
Copies of important documents	7%	20%	57%	17%
Cash in small bills	4%	15%	67%	13%
Garbage bags & moist towelettes for personal sanitation	4%	50%	26%	20%
Seasonal clothing, sturdy footwear & emergency blanket	4%	41%	37%	17%
Dust masks	7%	43%	46%	4%
Whistle	7%	52%	41%	0%
Help/OK Sign	2%	13%	80%	4%

\*Caution: Low base n=46

## Supplies in home emergency kit (includes N/A response option) by Age Range: **50 - 64 yrs**

Row %	N/A	Yes	No	Partially
Water	8%	52%	14%	27%
Food	8%	52%	6%	35%
Phone charger, power bank or inverter	11%	52%	27%	11%
Radio	11%	47%	35%	8%
Flashlight	11%	76%	6%	8%
Extra batteries	9%	64%	24%	3%
First-aid Kit	8%	73%	8%	12%
Regularly used medications	17%	48%	26%	9%
Supplies specific for pets	33%	20%	32%	15%
Copy of your emergency plan	18%	5%	71%	6%
Copies of important documents	15%	24%	56%	5%
Cash in small bills	12%	33%	50%	5%
Garbage bags & moist towelettes for personal sanitation	9%	47%	32%	12%
Seasonal clothing, sturdy footwear & emergency blanket	11%	41%	23%	26%
Dust masks	12%	32%	50%	6%
Whistle	9%	52%	39%	0%
Help/OK Sign	14%	11%	73%	3%

## Supplies in home emergency kit (includes N/A response option) by Age Range: **65 yrs or greater**

Row %	N/A	Yes	No	Partially
Water	10%	49%	15%	26%
Food	13%	57%	12%	18%
Phone charger, power bank or inverter	14%	47%	31%	8%
Radio	14%	48%	35%	4%
Flashlight	9%	81%	6%	4%
Extra batteries	11%	67%	17%	5%
First-aid Kit	9%	76%	6%	9%
Regularly used medications	21%	51%	16%	11%
Supplies specific for pets	59%	15%	20%	6%
Copy of your emergency plan	26%	3%	66%	4%
Copies of important documents	17%	26%	41%	15%
Cash in small bills	16%	36%	39%	9%
Garbage bags & moist towelettes for personal sanitation	15%	55%	19%	11%
Seasonal clothing, sturdy footwear & emergency blanket	16%	49%	21%	15%
Dust masks	15%	44%	37%	4%
Whistle	15%	33%	51%	1%
Help/OK Sign	21%	8%	70%	1%

## Supplies in home emergency kit (excludes N/A response option) by Age Range: **49 yrs or younger\***

Row %	Yes	No	Partially
Water	36%	27%	38%
Food	71%	9%	20%
Phone charger, power bank or inverter	56%	27%	18%
Radio	62%	36%	2%
Flashlight	82%	4%	13%
Extra batteries	64%	16%	20%
First-aid Kit	84%	2%	13%
Regularly used medications	50%	29%	21%
Supplies specific for pets	32%	41%	26%
Copy of your emergency plan	5%	88%	7%
Copies of important documents	21%	60%	19%
Cash in small bills	16%	70%	14%
Garbage bags & moist towelettes for personal sanitation	52%	27%	20%
Seasonal clothing, sturdy footwear & emergency blanket	43%	39%	18%
Dust masks	47%	49%	5%
Whistle	56%	44%	0%
Help/OK Sign	13%	82%	4%

\*Caution: Low base n<46



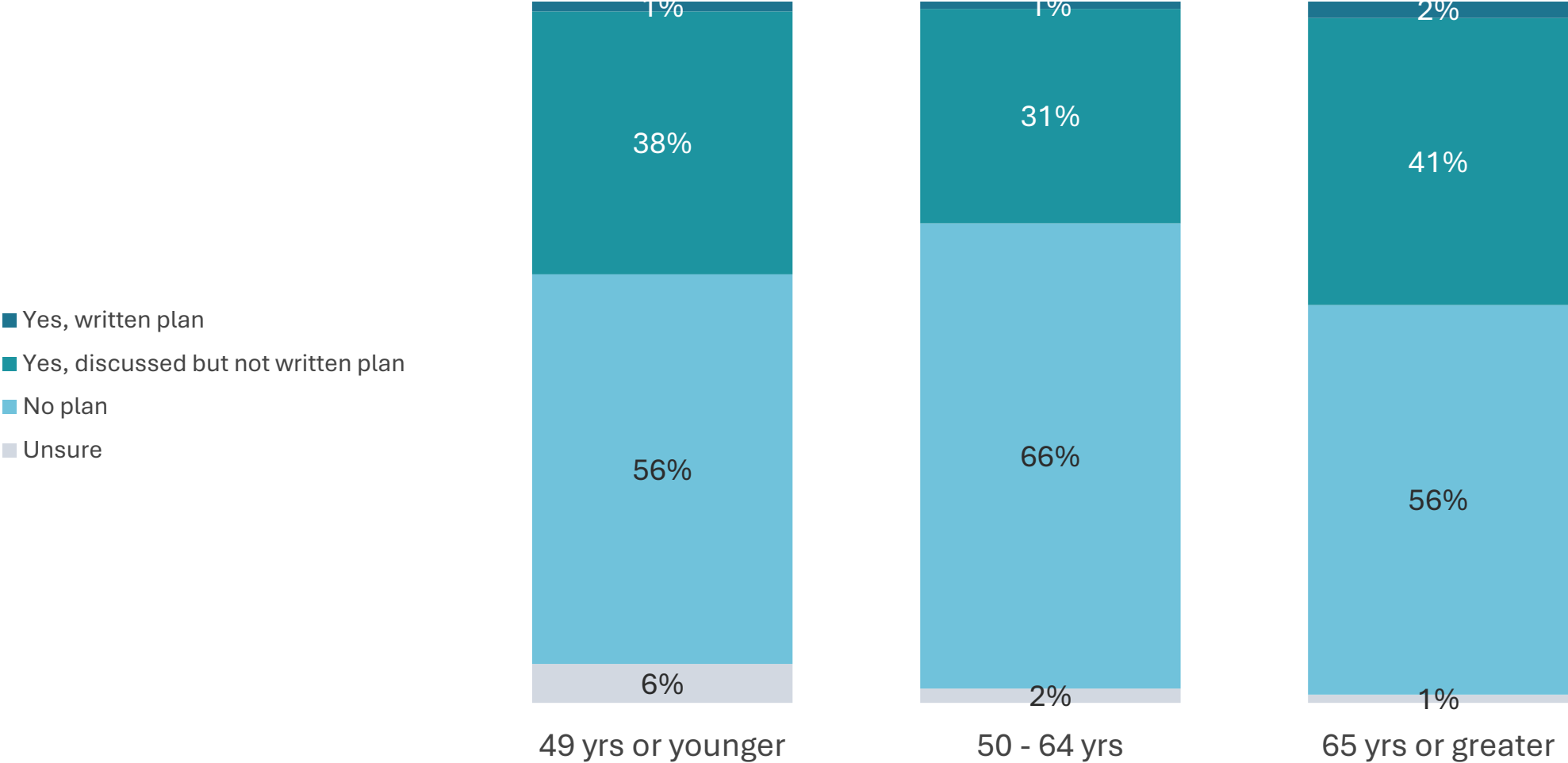
## Supplies in home emergency kit (excludes N/A response option) by Age Range: **50 - 64 yrs**

Row %	Yes	No	Partially
Water	56%	15%	30%
Food	56%	7%	38%
Phone charger, power bank or inverter	58%	31%	12%
Radio	53%	39%	8%
Flashlight	85%	7%	8%
Extra batteries	70%	27%	3%
First-aid Kit	79%	8%	13%
Regularly used medications	58%	31%	11%
Supplies specific for pets	30%	48%	23%
Copy of your emergency plan	6%	87%	7%
Copies of important documents	29%	66%	5%
Cash in small bills	38%	57%	5%
Garbage bags & moist towelettes for personal sanitation	52%	35%	13%
Seasonal clothing, sturdy footwear & emergency blanket	46%	25%	29%
Dust masks	36%	57%	7%
Whistle	57%	43%	0%
Help/OK Sign	12%	84%	4%

## Supplies in home emergency kit (excludes N/A response option) by Age Range: **65 yrs or greater**

Row %	Yes	No	Partially
Water	54%	17%	29%
Food	66%	14%	20%
Phone charger, power bank or inverter	55%	36%	9%
Radio	55%	40%	4%
Flashlight	90%	6%	4%
Extra batteries	75%	19%	6%
First-aid Kit	83%	7%	9%
Regularly used medications	65%	21%	14%
Supplies specific for pets	37%	49%	14%
Copy of your emergency plan	4%	90%	6%
Copies of important documents	32%	50%	18%
Cash in small bills	42%	47%	11%
Garbage bags & moist towelettes for personal sanitation	65%	22%	13%
Seasonal clothing, sturdy footwear & emergency blanket	58%	25%	18%
Dust masks	51%	44%	5%
Whistle	39%	60%	2%
Help/OK Sign	10%	88%	2%

# Household has written or discussed emergency plan by Age Range



City of Delta emergency preparedness events or programs aware of or attended by Age Range: **49 yrs or younger**

Row %	Not aware of	Aware of	Aware of & attended
Great ShakeOut Earthquake Drill	53%	35%	13%
Beat the Heat Campaign	76%	24%	0%
Get Ready Delta	89%	11%	0%
Neighbourhood Emergency Preparedness Program	93%	6%	1%
Teen Neighbourhood Emergency Preparedness Program	97%	3%	0%

# City of Delta emergency preparedness events or programs aware of or attended by Age Range: **50 - 64 yrs**

Row %	Not aware of	Aware of	Aware of & attended
Great ShakeOut Earthquake Drill	54%	39%	7%
Beat the Heat Campaign	77%	23%	0%
Get Ready Delta	87%	11%	2%
Neighbourhood Emergency Preparedness Program	92%	8%	0%
Teen Neighbourhood Emergency Preparedness Program	98%	2%	0%

City of Delta emergency preparedness events or programs aware of or attended by Age Range: **65 yrs or greater**

Row %	Not aware of	Aware of	Aware of & attended
Great ShakeOut Earthquake Drill	66%	28%	6%
Beat the Heat Campaign	69%	29%	1%
Get Ready Delta	88%	10%	2%
Neighbourhood Emergency Preparedness Program	88%	10%	2%
Teen Neighbourhood Emergency Preparedness Program	97%	2%	1%

## City priorities to strengthen emergency preparedness and response by Age Range

Column %	49 yrs or younger	50 - 64 yrs	65 yrs or greater
Enhance early warning and public notification systems	68%	68%	65%
Invest in infrastructure resilience	58%	53%	49%
Improve public education and awareness about emergency preparedness	39%	42%	47%
Assist with 72-hour kit preparation	49%	42%	32%
Increase availability and support for Emergency Support Services (shelter, food, clothing)	36%	35%	31%
Reduce wildfire fuel and other recommendations in Community Wildfire Resiliency Plan (CWRP)	15%	23%	28%
Other	3%	1%	2%